

# TUBE•LINE™

Tubeline Manufacturing Limited  
6455 Reid Woods Drive RR #4  
Elmira, Ontario, Canada N3B 2Z3

Email: [sales@tubeline.ca](mailto:sales@tubeline.ca)

Fax: 519.669.5808

Tel: 519.669.9488

Toll-free (North America): 1.888.856.6613

[www.tubeline.ca](http://www.tubeline.ca)

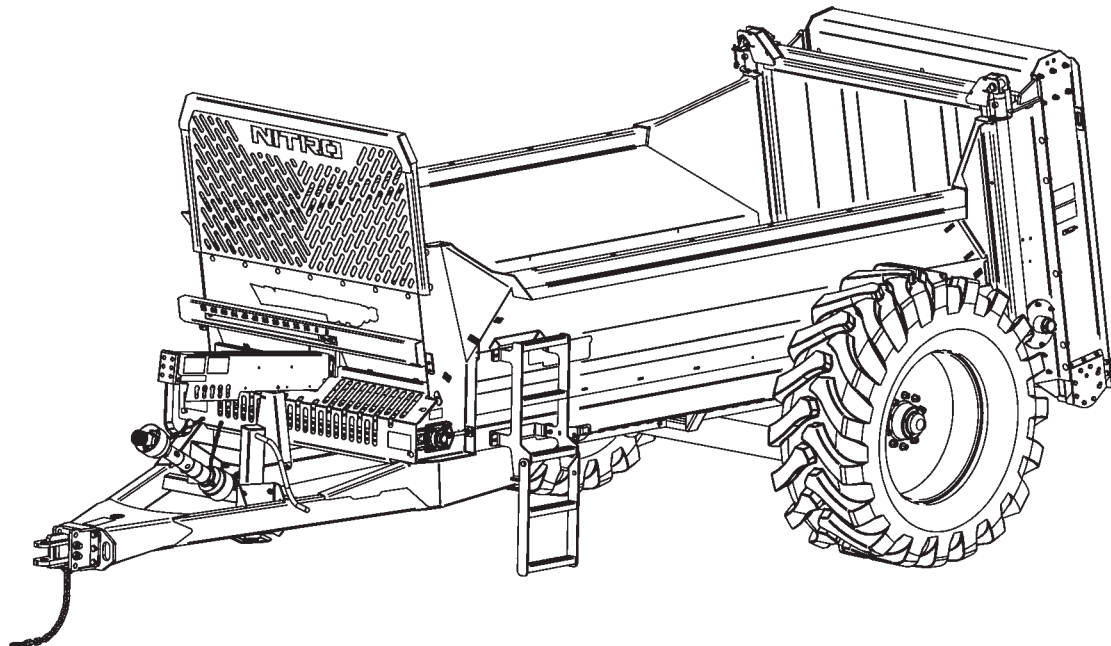
# Parts Manual

Keep this manual with the machine at all times.

## NITRO

### Manure Spreader

# Nitro 375RS



# Parts Manual

Thank you for choosing the Tubeline 375RS Manure Spreader. Our hope is that it will give you many years of productive service. This machine is designed to wrap a continuous line of round bales in a film of plastic.

## Warranty and Limitation of Liability

All equipment is sold subject to mutual agreement that it is warranted by the company to be free from defects of materials and workmanship. But the company shall not be liable for special, indirect or consequential, damages of any kind under this contract or otherwise. The company's liability shall be limited exclusively to replacing or repairing without charge, at its factory or elsewhere, at its discretion.

Any material, or workmanship defects which become apparent within one year from the date on which the equipment was purchased, and the company shall have no liability for damages of any kind. The buyer by the acceptance of the equipment will assume all liability for any damages, which may result from the use or misuse by his employees or others.

## Nitro Apron Chain Warranty



Tubeline Manufacturing Ltd offers a limited lifetime non-transferable warranty to the original purchaser of a Nitro manure spreader. This warranty applies to chain link breakage and covers parts only. Should a connecting link fail, only it will be replaced. However, if a standard link breaks the complete chain will be provided. Freight and labor to install is the responsibility of the purchaser and is not covered under the terms of the limited warranty.

Tubeline Manufacturing Ltd reserves the right to request the return of the failed chain.

Warranty coverage is null and void unless Warranty Registration form has been completely filled in and is on file at Tubeline Manufacturing Ltd.

## Manuals

Parts manuals are printed and shipped with machines as they leave the manufacturer. Your machine may include parts or features not yet included in the initially shipped manual. The latest manual version can be found at [www.tubeline.ca/support](http://www.tubeline.ca/support). Tubeline reserves the right to update and change manuals as seen fit. Dealers are informed of any pressing changes/ modifications. They can help you with any questions regarding replacement parts.

## Serial Number


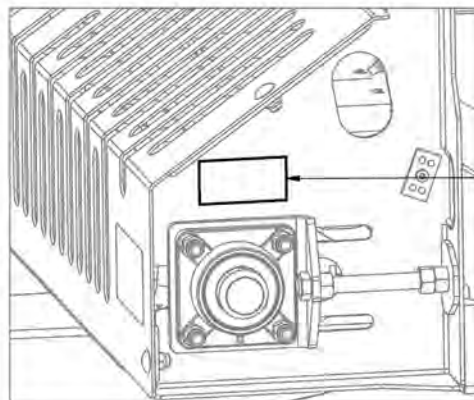
The implement serial number is located above the front left apron drive bearing. This number helps us to track changes and improvements and must be mentioned when ordering parts or requesting service. For your convenience, a space has been provided inside the front cover of this manual to record the serial number, model number, purchase date, and dealer name.

Model No: \_\_\_\_\_ N375RS \_\_\_\_\_

Serial No: \_\_\_\_\_

Date Purchased: \_\_\_\_\_

Dealer Name: \_\_\_\_\_



# Table of Contents

<b>Parts Manual</b>	<b>I</b>
Warranty and Limitation of Liability	I
Nitro Apron Chain Warranty	I
Manuals	I
Serial Number	I
Safety Sign Locations	IV
Safety Decals	V
Safety Decals	VI
Model Decal Locations	VII
Model Decals	VIII
ISO Safety Decal Locations	IX
ISO Safety Decals	X
<b>Section 2 - Parts Breakdowns &amp; Lists</b>	<b>2-1</b>
Front Components	2-2
Front Shields - Up to SN 16NS010	2-4
Front Shields- SN 16NS011 to Current	2-6
Front Apron Drive	2-8
Driveline - Up to SN 16NS010	2-10
Driveline - SN 16NS011 to Current	2-12
Side Shields - Up to SN 19NRS200	2-14
Endgate - Up to SN 20NRS249	2-16
Endgate - SN 21NRS201 to Current	2-18
Beaters (37590) - Up to SN 20NRS249	2-20
Beater Cross Beam (40684) - Up to SN 20NRS249	2-22
Optional Flange Paddle Kit (41504) - Up to SN 20NRS249	2-24
Beaters (46925) - SN 21NRS001 to Current	2-26
Beater Greaselines	2-28
Optional Flange Paddle Kit (47553) - SN 21NRS001 to Current	2-29
Rear Apron Drive	2-30
Floor & Side Boards	2-32
Single Axle	2-34
Tandem Axle - Standard (Original)	2-36
Tandem Axle - Standard (Current - Brake Compatible)	2-38
Apron Runners	2-40
Hydraulic Layout	2-42
<b>Section 3 - Optional Features</b>	<b>3-1</b>
Optional Kit Numbers	3-1
Hitch Options	3-2
Mechanical Light Kit (43622) - SN 18NRS245 to Current	3-4
Mechanical Light Kit (43622) - Up to SN 18NRS244	3-6
Lights - Up to SN 18NRS244	3-8
Manual Light Kit - Up to SN 18NRS244	3-10
Hydraulic Light Kit - Up to SN 18NRS244	3-11
Light Kit Hydraulics - Up to SN 18NRS244	3-12
Light Kit Wiring Harness	3-13
N375SB - Single Axle Brake Kit	3-14
N375TB - Tandem Axle Brake Kit	3-15
Scale Axle - Single	3-16
Scale Axle - Tandem	3-17
N750LC (GT400) / N750LCNT460 Scales	3-18
N750LCNT560 Scales	3-19
N750LCNT8000 Scales	3-20

Flow Control Mounting. . . . .	3-21
Manual Flow Control Hydraulic Layout . . . . .	3-22
Electric Flow Control Hydraulic Layout - Original . . . . .	3-23
Electric Flow Control Hydraulic Layout - Current. . . . .	3-24
Electric Flow Control Wiring . . . . .	3-25
Endgate Indicator - 45861 . . . . .	3-26
<b>Section 4 - Option - Poultry Beaters</b>	<b>4-1</b>
Poultry Beaters - Frame . . . . .	4-1
Poultry Beaters - Endgate . . . . .	4-3
Poultry Beaters - Beaters . . . . .	4-5
Poultry Beaters - Drivelines. . . . .	4-7
Poultry Beaters - Spinners. . . . .	4-9
<b>Section 5 - PTOs</b>	<b>5-1</b>
30839 - PTO Shaft - Primary Shaft for Manure Spreader N375-N600 . . . . .	5-2
30840 - PTO Slip Clutch for Manure Spreader . . . . .	5-4
30841 - PTO Slip Clutch for Manure Spreader . . . . .	5-6
39850 - PTO. 375,450,525,600,750 (V80-141P028359-028028-CV80-CLS). . . . .	5-8
39852 - PTO. 600, 750,275,725 (T60-086P265011-306028-CLS(2500NM)). . . . .	5-10
<b>Section 6 - Gearboxes</b>	<b>6-1</b>
34001 - Apron Chain Gearbox - Up to SN 22NRS274 . . . . .	6-2
49994 - CNM350 Apron Chain Gearbox - SN 23NRS201 - Current . . . . .	6-4
30847-2 - 1 3/4" Spline Shaft Gearbox (9.278.760.00) . . . . .	6-6
30848 - Centre Gearbox (9.290.621.00) . . . . .	6-8
43856 - Beater Gearbox (Standard 540RPM). . . . .	6-10
42409 - Beater Gearbox (Optional 1000RPM) . . . . .	6-12
<b>Torque Value Chart - Imperial</b>	<b>IX</b>
<b>Torque Value Chart - Metric</b>	<b>X</b>







## Safety Sign Locations

The types of safety signs and locations on the equipment are shown in the illustrations that follow. Good safety requires that you familiarize yourself with the various safety signs, the types of warning, and the area, or proper function related to that area, that requires your safety awareness.

*Examples only - Actual decals may differ in text and graphic representation.*

### REMEMBER

If safety signs have been damaged, removed, become illegible or parts replaced without safety signs, new safety signs must be applied. New safety signs are available from your authorized dealer.



## Safety Decals

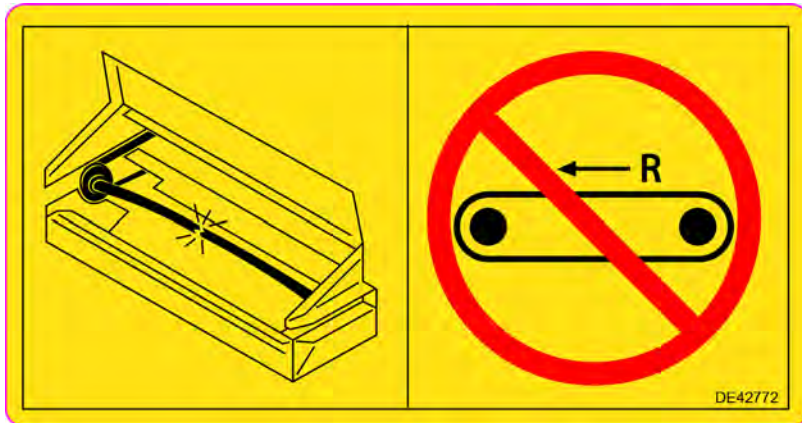
**Item - A**  
Part No: DE39395



**Item - B**  
Part No: DE39396



**Item - C**  
Part No: DE42772  
Reversing apron chain while spreader is fully loaded will cause front apron shaft breakage.



**Item - E Part No: DE42784**  
See Operators Manual for decal explanation.



**Item - D**  
Part No: DE42782 - Reversing apron chain while spreader is fully loaded will cause front apron shaft breakage.





## Safety Decals

Item - F  
Part No: DE23845



Item - G  
Part No: DE23836



Item - H  
Part No: DE39397



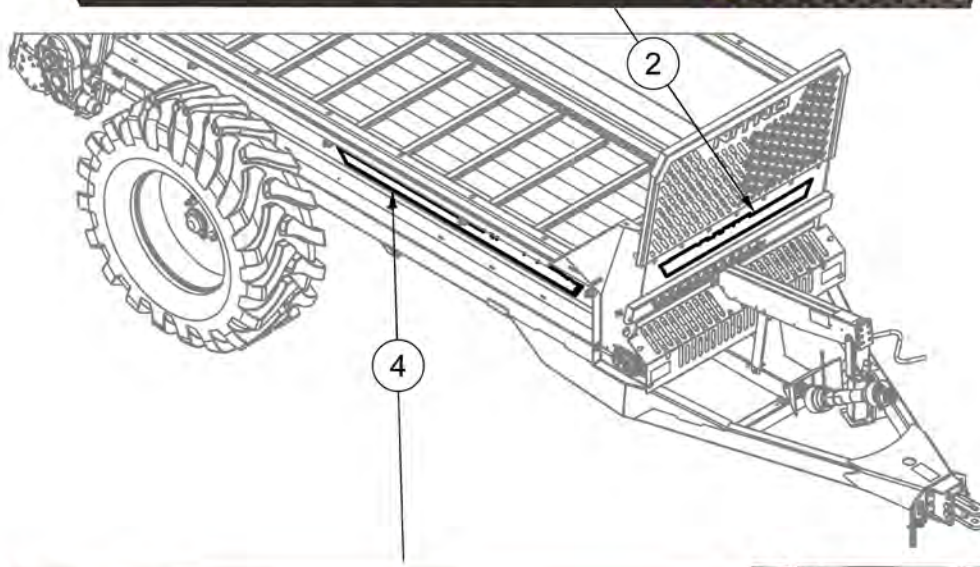
Item - I  
Part No: DE23838



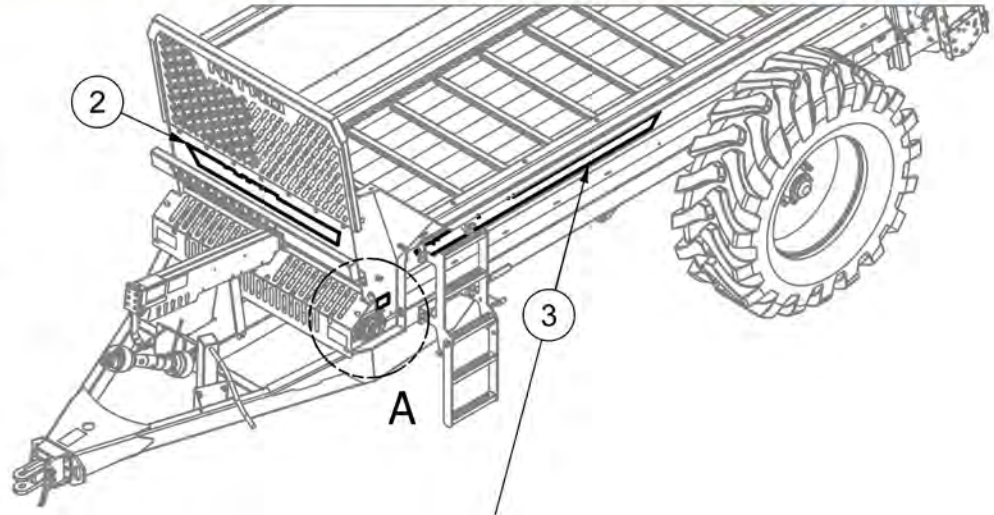
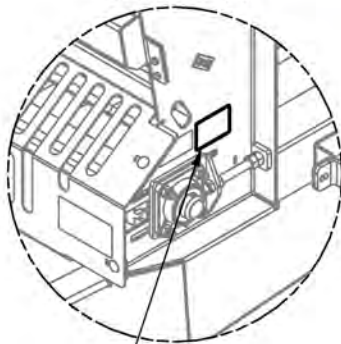
Item - J  
Part No: DECANADA



## Model Decal Locations



DETAIL A



ITEM	QTY	PART NUMBER	DESCRIPTION
1	1	DE50035	375RS QR Code Decal
2	1	DE43930	Nitro 375/525 Front Decal
3	1	DE43931	375RS Left Side Decal
4	1	DE43932	375RS Right Side Decal



## Model Decals

Item 1: DE50035



Item 2: DE43930



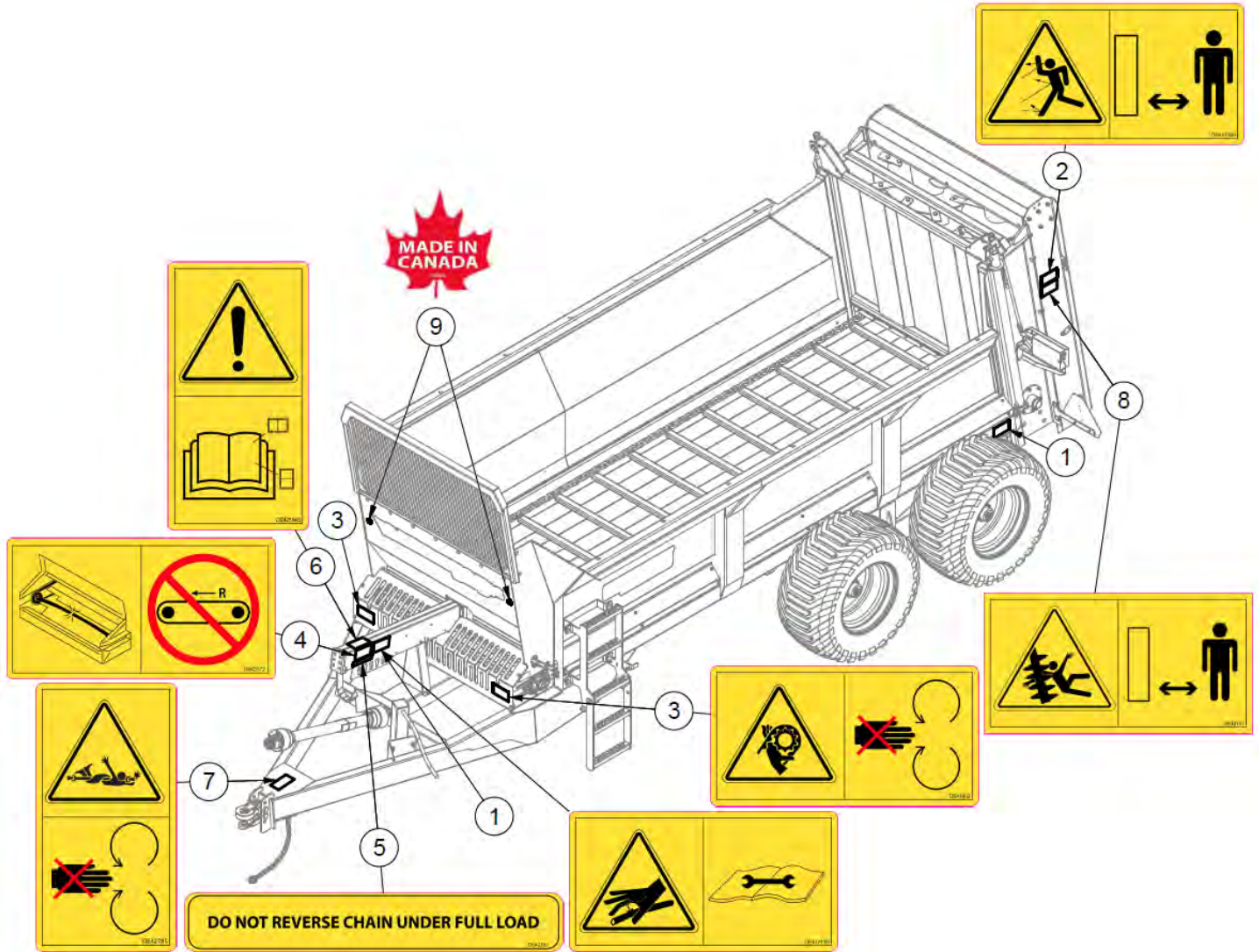
Item 3: DE43931



Item 4: DE43932



# ISO Safety Decal Locations



ITEM	QTY	PART NUMBER	DESCRIPTION
1	6	DE41713H	ISO Decal - High Pressure Fluid Horizontal
2	2	DE41718H	ISO Decal - Thrown Object Horizontal
3	2	DE41902	ISO Decal - Chain Entanglement
4	1	DE42772	ISO Decal - Nitro Reverse Chain
5	1	DE42783	Nitro Reverse Chain Text Decal
6	1	DE42784	ISO Decal - Read OM Decals Section
7	1	DE42785	ISO Decal - PTO Entanglement
8	2	DE42787	ISO Decal - Nitro Beater Entanglement
9	2	DECANADA	Decal Made In Canada

## ISO Safety Decals



**Item 1: DE41713H**

*Do not use hand to check for hydraulic leaks, alternatively use a piece of cardboard.*



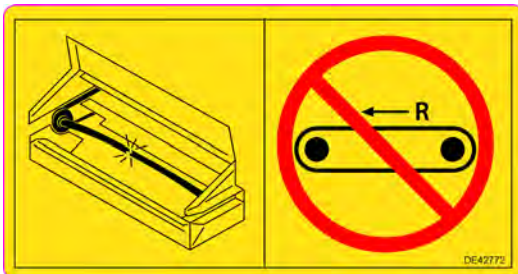
**Item 2: DE41718H**

*Keep clear of machine while operating. Serious injury may occur.*



**Item 3: DE41902**

*Keep hands clear of rotating parts while machine running. Do not operate without shielding in place. Do not wear loose clothing while operating.*



**Item 4: DE42772**

*Reversing apron chain while spreader is fully loaded will cause front apron shaft breakage.*



**Item 5: DE42783**



**Item 6: DE42784**

*Read Operator's manual decal section to understand safety decals.*



**Item 7: DE42785**

*Do not use hand to check for hydraulic leaks, alternatively use a piece of cardboard.*

**Item 8: DE42787**

*Stand clear of rotating beaters to avoid entanglement. Serious injury or death hazard.*



**Item 9: DECANADA**

*Manufacturer's country of origin.*

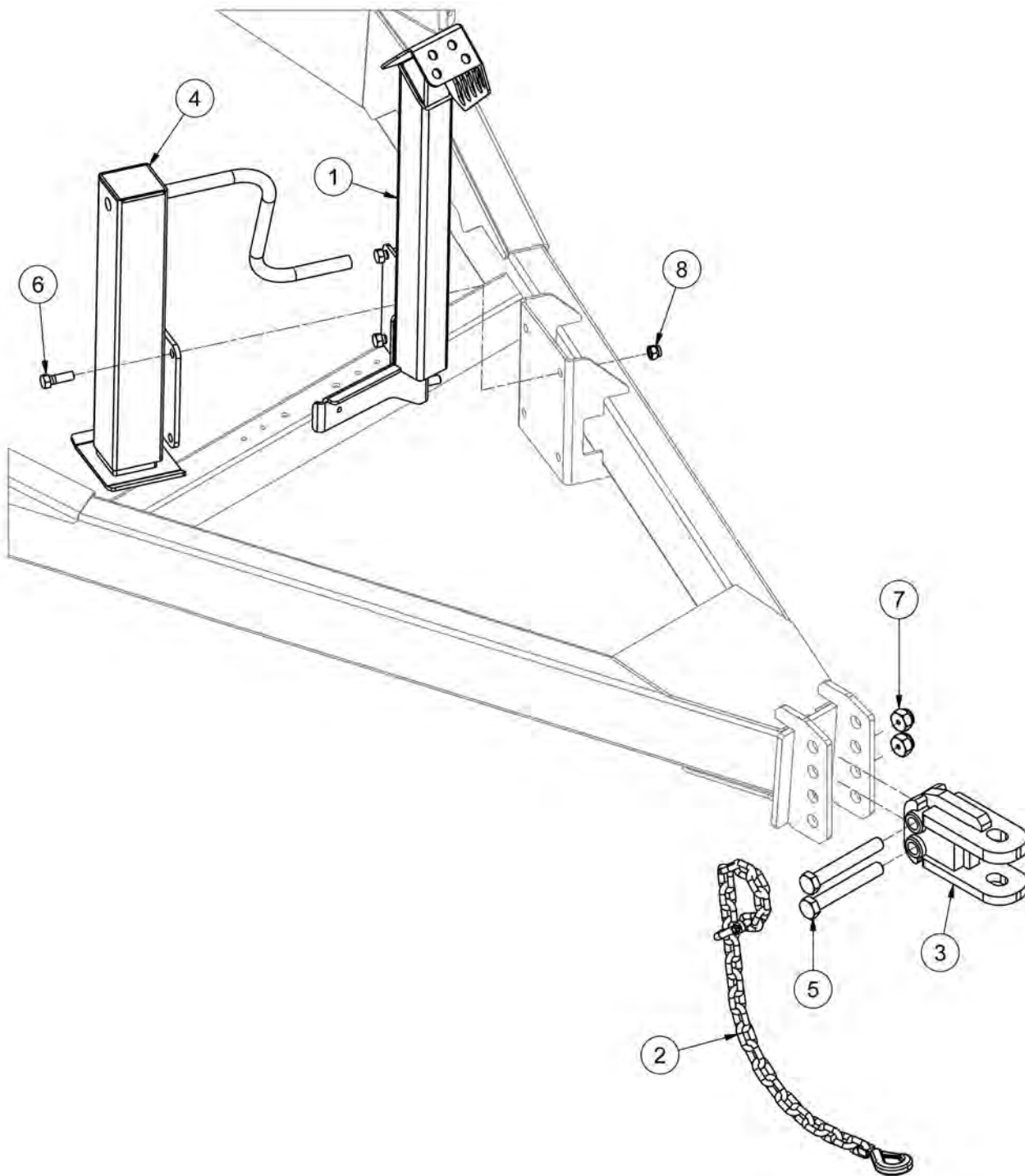




## Section 2 - Parts Breakdowns & Lists

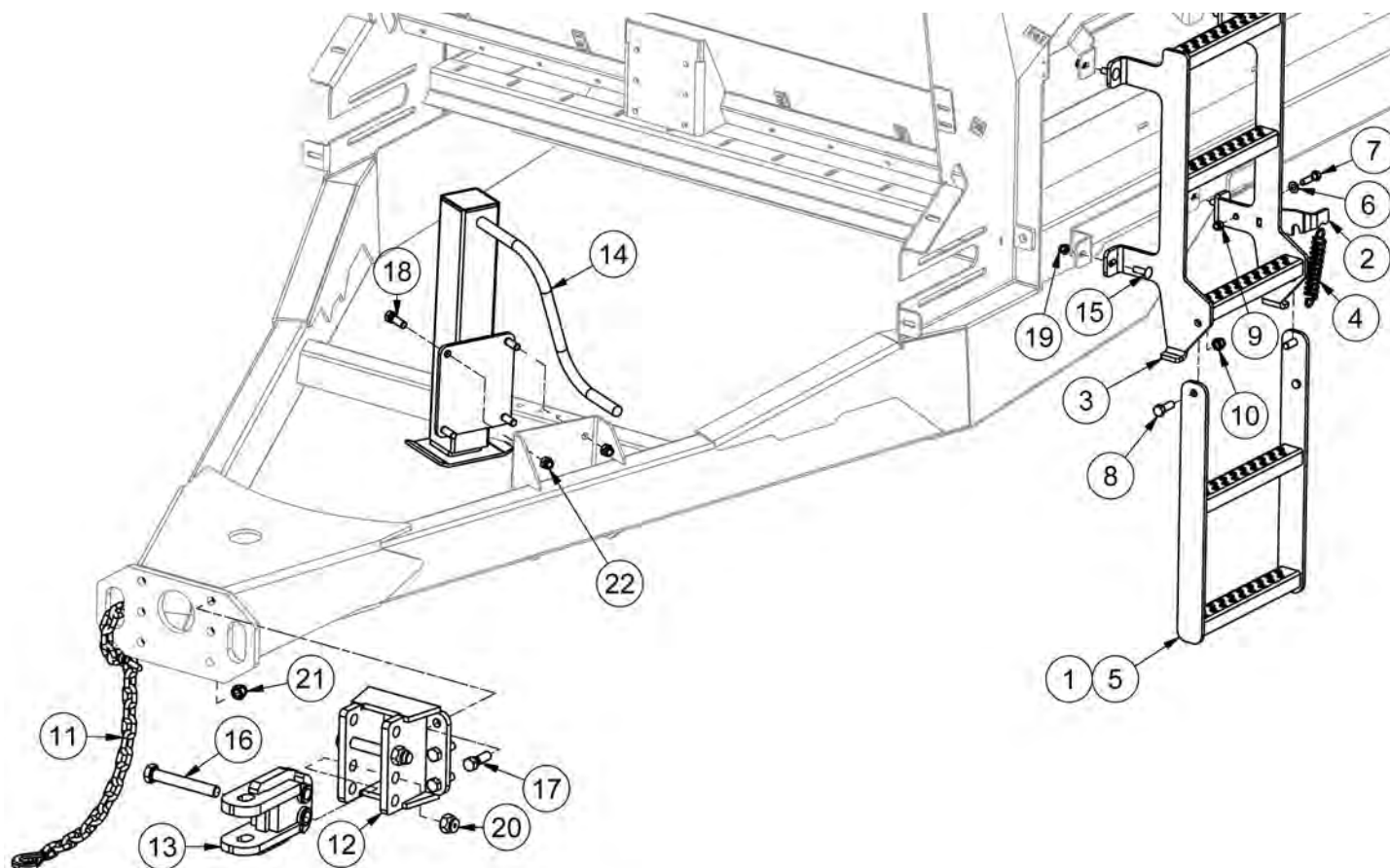
*Actual parts may vary slightly from illustrations*

## Front Components



ITEM	QTY	PART NUMBER	DESCRIPTION	SERIAL BREAK
1	1	450-129	Hose Mount	Used until 16NS011
2	1	25262	Safety Chain 20000 # 60"	
3	1	40471	Clevis Hitch Weldment	<a href="#">Pg.3-2</a> for Options
4	1	BW-1005	Jack	
5	2	HB1-14X7YZ8	Hex Bolt 1-14x7 Grade 8 Zinc Hex Cap Screw	
6	4	HB5/8-11X2Z5	Hex Bolt 5/8-11x2 Grade 5 Zinc Plated Hex Cap Screw	
7	2	LN 1 F	Center Locknuts (1-14) 2-Way Fine Thread	
8	4	LN5/8-11NCZ5	LN 5/8-11 Zinc Plated Nylon Insert Lock Nut	

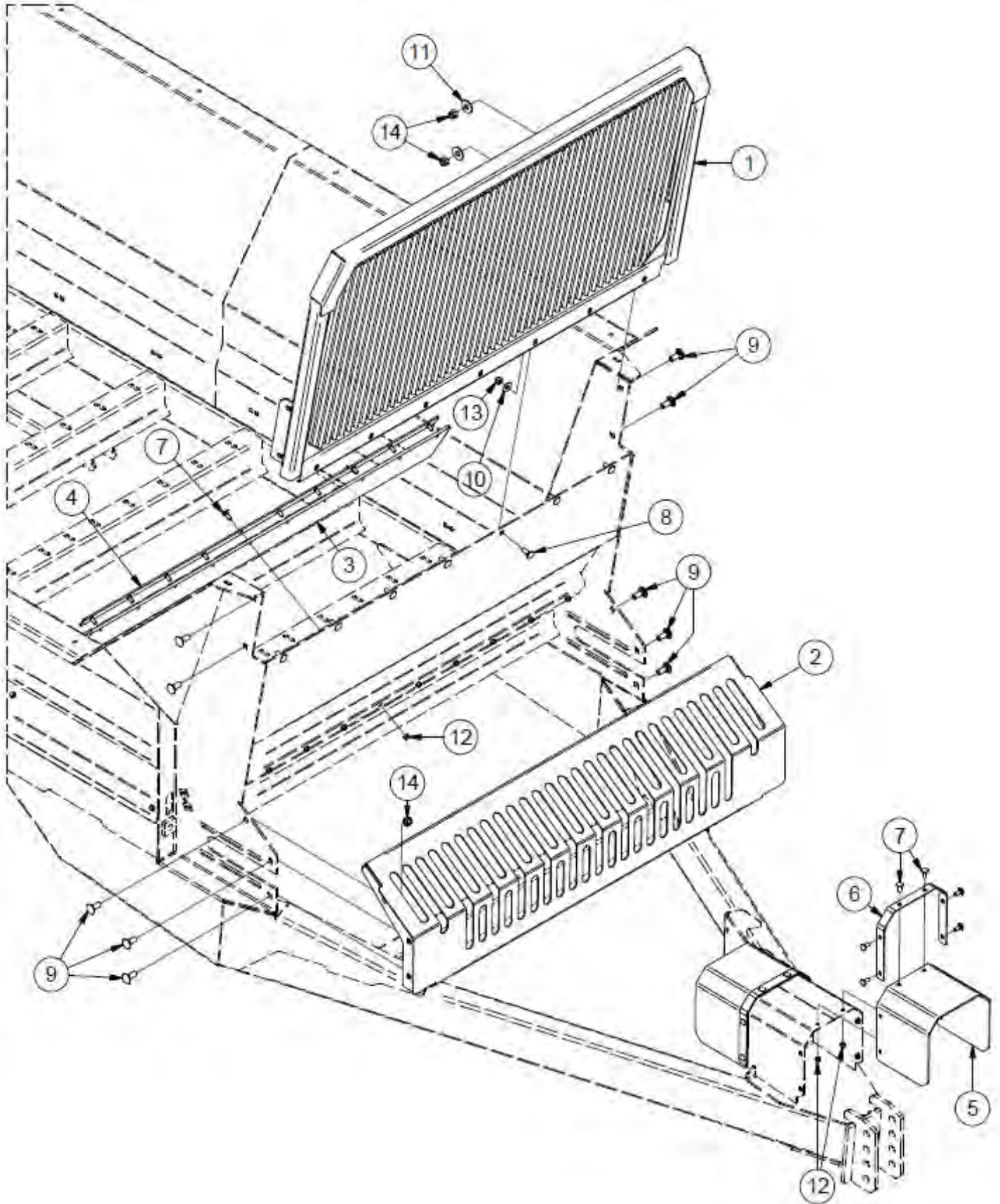
## Front Components



ITEM	QTY	PART NUMBER	DESCRIPTION	NOTE
1	1	600-322	Complete Ladder Assembly	Inc. Items 2-10
2	1	35389	Ladder Latch	
3	1	600-323	Ladder Top Section	
4	1	700-127	Spring	
5	1	700-608	Ladder Bottom Section	
6	1	FW 1/2	Flatwasher - 1/2" Zinc Plated USS	
7	1	HB1/2-13X2Z5	Hex Bolt 1/2-13x2 Gr 5 Zinc Plated Hex Cap Screw	
8	2	HB5/8-11X1.75Z5	Hex Bolt 5/8-11x1 3/4 Gr 5 Zinc Plated Hex Cap Screw	
9	1	LN1/2-13NCZ5	LN 1/2-13 Zinc Plated Nylon Insert Lock Nut	
10	2	LN5/8-11NCZ5	LN 5/8-11 Zinc Plated Nylon Insert Lock Nut	
11	1	25262	Safety Chain 20000 # 60"	
12	1	35451	Pull Plate	
13	1	40471	Clevis Hitch Weldment	Pg.3-2 for Options
14	1	BW-1005	Jack	
15	4	CB1/2-13X1.5CZ5	Carriage Bolt - 1/2-13 x 1 1/2" Grade 5 Zinc	
16	2	HB1-14X7YZ8	Hex Bolt 1-14x7 Gr 8 Zinc Hex Cap Screw	
17	6	HB3/4-10X2.5Z5	Hex Bolt 3/4-10x2 1/2 Gr 5 Zinc Plated Hex Cap Screw	
18	4	HB5/8-11X2Z5	Hex Bolt 5/8-11x2 Gr 5 Zinc Plated Hex Cap Screw	
19	4	LN1/2-13NCZ5	LN 1/2-13 Zinc Plated Nylon Insert Lock Nut	
20	2	LN1-14NFZ5	Center Locknuts (1-14) 2-Way Fine Thread	
21	6	LN3/4-10NCZ5	LN 3/4-10 Zinc Plated Nylon Insert Lock Nut	
22	4	LN5/8-11NCZ5	LN 5/8-11 Zinc Plated Nylon Insert Lock Nut	



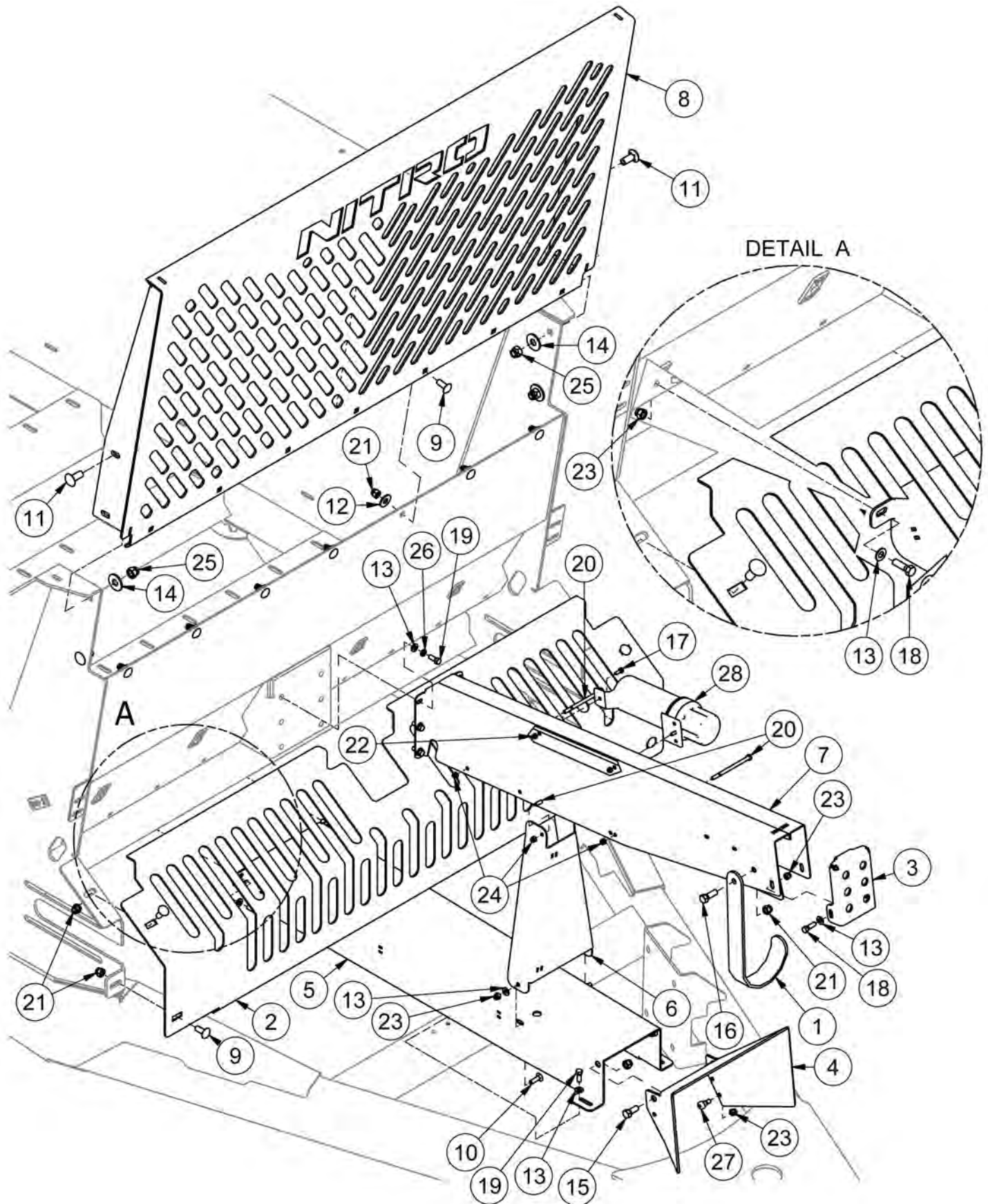
# Front Shields - Up to SN 16NS010



## Front Shields - Up to SN 16NS010

ITEM	QTY	PART NUMBER	DESCRIPTION
1	1	37195	Stone Guard
2	1	37196	Front Apron Shaft Guard
3	1	450-441	Rubber Seal
4	1	600-790	Rubber hold Down
5	2	600-819	Rubber PTO Shield
6	2	700-048	Front Shield Hold Down
7	22	CB 3/8-16X1.0 Z5	Carriage Bolt - 3/8-16 x 1" Grade 5 Zinc
8	7	CB 1/2-13X1.1/4 Z5	Carriage Bolt Zinc
9	10	CB 5/8-11X1.1/2 Z5	Carriage Bolt - 5/8-11 x 1-1/2" Grade 5 Zinc
10	7	FW 1/2	Flatwasher - 1/2" Zinc Plated USS
11	4	FW 5/8	Flatwasher - 5/8" Zinc Plated USS
12	22	LN 3/8 N	Locknuts - 3/8-16 Zinc Plated Nylon Insert Lock Nut
13	7	LN 1/2 N	Locknuts - 1/2-13 Zinc Plated Nylon Insert Lock Nut
14	10	LN 5/8 N	Locknuts - 5/8-11 Zinc Plated Nylon Insert Lock Nut

# Front Shields- SN 16NS011 to Current

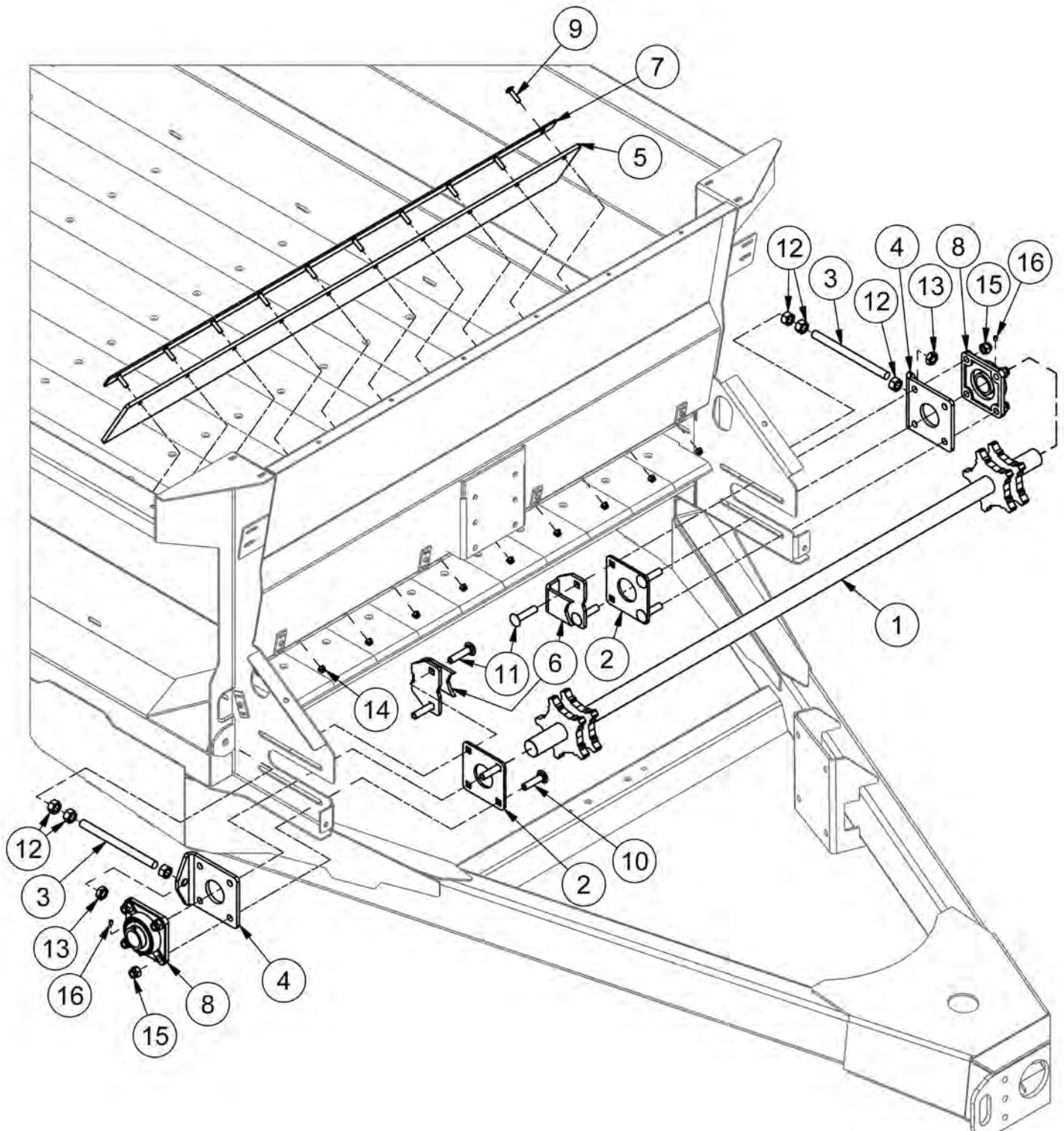




## Front Shields - SN 16NS011 to Current

ITEM	QTY	PART NUMBER	DESCRIPTION
1	1	35754	PTO Holder
2	1	37171	Front Shaft Cover
3	1	39413	Hose Mount
4	1	39422	PTO Front Pivot Cover
5	1	39455	Long PTO Cover
6	1	39676	PTO Front Shield
7	1	43902	RS Hydraulic Hose Hanger
8	1	49959	Stone Guard
9	11	CB1/2-13X1.25CZ5	Carriage Bolt - 1/2-13 x 1 1/4" Grade 5 Zinc
10	2	CB3/8-16X1.25CZ5	Carriage Bolt - 3/8-16 x 1 1/4" Grade 5 Zinc
11	4	CB5/8-11X1.5CZ5	Carriage Bolt - 5/8-11 x 1 1/2" Grade 5 Zinc
12	7	FW 1/2	Flatwasher - 1/2" Zinc Plated USS
13	14	FW 3/8	Flatwasher - 3/8" Zinc Plated USS
14	4	FW 5/8	Flatwasher - 5/8" Zinc Plated USS
15	2	HB1/2-13X1.25Z5	Hex Bolt 1/2-13x1 1/4 Gr 5 Zinc Plated Hex Cap Screw
16	1	HB1/2-13X1.5Z5	Hex Bolt 1/2-13x1 1/2 Gr 5 Zinc Plated Hex Cap Screw
17	2	HB1/4-20X0.75Z5	Hex Bolt 1/4-20x3/4 Gr 5 Zinc Plated Hex Cap Screw
18	4	HB3/8-16X1.25Z5	Hex Bolt 3/8-16x1 1/4 Gr 5 Zinc Plated Hex Cap Screw
19	8	HB3/8-16X1Z5	Hex Bolt 3/8-16x1 Gr 5 Zinc Plated Hex Cap Screw
20	3	HB5/16-18X5Z5	Hex Bolt 5/16-18x5 Gr 5 Zinc Plated Hex Cap Screw
21	14	LN1/2-13NCZ5	LN 1/2-13 Zinc Plated Nylon Insert Lock Nut
22	2	LN1/4-20NCZ5	LN 1/4-20 Zinc Plated Nylon Insert Lock Nut
23	9	LN3/8-16NCZ5	LN 3/8-16 Zinc Plated Nylon Insert Lock Nut
24	3	LN5/16-18NCZ5	LN 5/16-18 Zinc Plated Nylon Insert Lock Nut
25	4	LN5/8-11NCZ5	LN 5/8-11 Zinc Plated Nylon Insert Lock Nut
26	6	LW 3/8	LW -3/8" Zinc Plated Medium Split
27	1	SHSS1/2X3/8X3/8-16Z	Socket Head Shoulder Screws - 1/2 Shldr x 3/8 x 3/8-16
28	1	TL5X2-201-111	Operator's Manual Holder

# Front Apron Drive

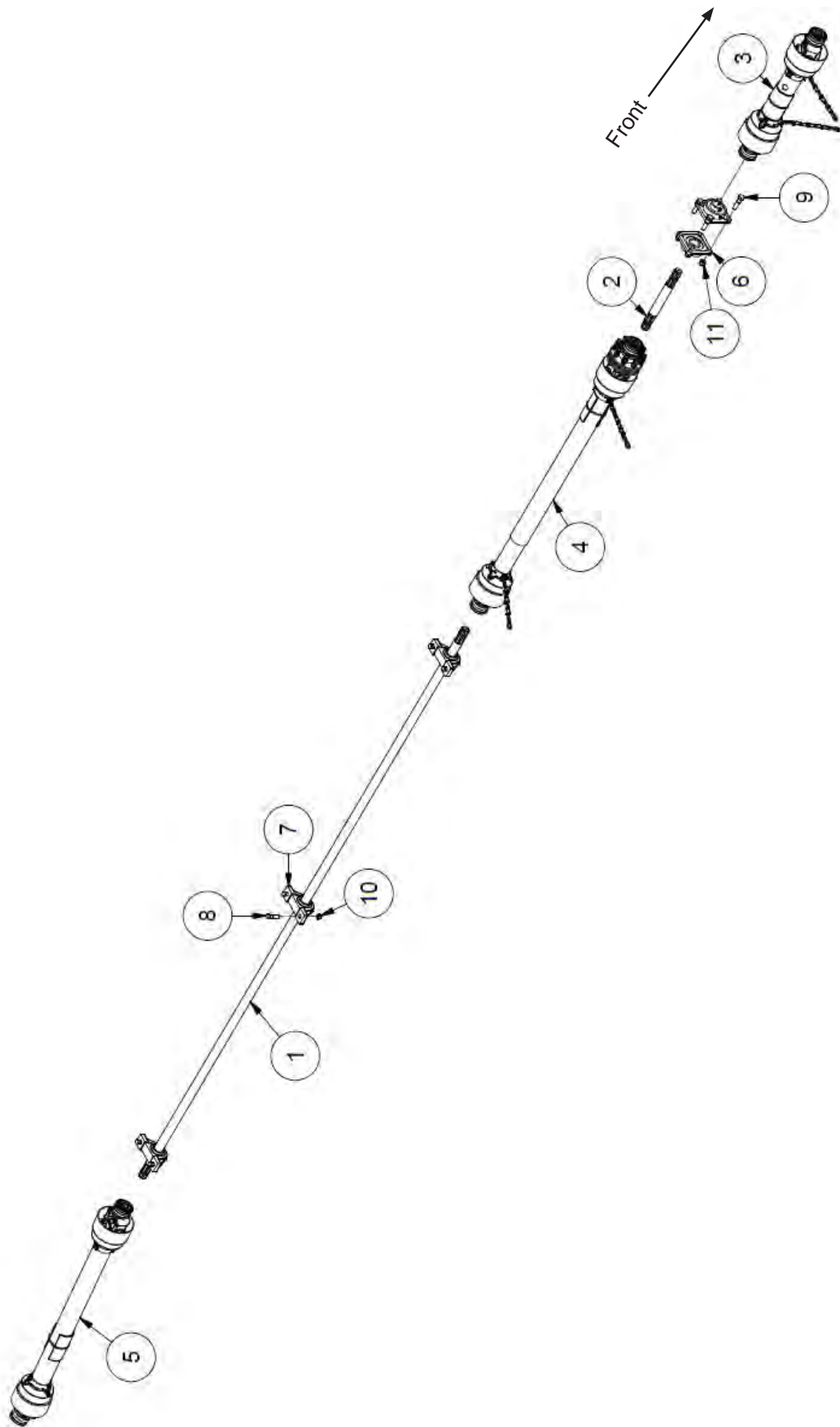


## Front Apron Drive

ITEM	QTY	PART NUMBER	DESCRIPTION
1	1	375-145	375 Front Apron Chain Shaft Weldment
2	2	37720	Inside Bearing Plate
3	2	39334	Adjustment Rod THR.75
4	2	400-169	Bearing Mount Plate
5	4	450-441	2 Ply Rubber Belt-V600,V450 (7.0 x 62.5)
6	2	45445	RS Series Front Scraper
7	3	600-790	Rubber Hold Down
8	2	BEA UCF209-28R3	Flange Bearing, Triple Seal, Ductile Iron
9	10	CB3/8-16X1.5CZ5	Carriage Bolt - 3/8-16 x 1 1/2" Grade 5 Zinc
10	4	CB5/8-11X2.5CZ5	Carriage Bolt - 5/8-11 x 2 1/2" Grade 5 Zinc
11	4	CB5/8-11X2.75CZ5	Carriage Bolt - 5/8-11 x 2 3/4" Grade 5 Zinc
12	6	HN3/4-10CZ5	Hex Nut 3/4"-10 Grade 5 Zinc Plated Finished
13	2	HNJ3/4-10	Hex Nut - 3/4-10 Zinc Plated Hex Jam Nut
14	10	LN3/8-16NCZ5	LN 3/8-16 Zinc Plated Nylon Insert Lock Nut
15	8	LN5/8-11NCZ5	LN 5/8-11 Zinc Plated Nylon Insert Lock Nut
16	2	SS5/16-18CX0.375CP	Allan Head Set Screw, 5/16-18 x 3/8



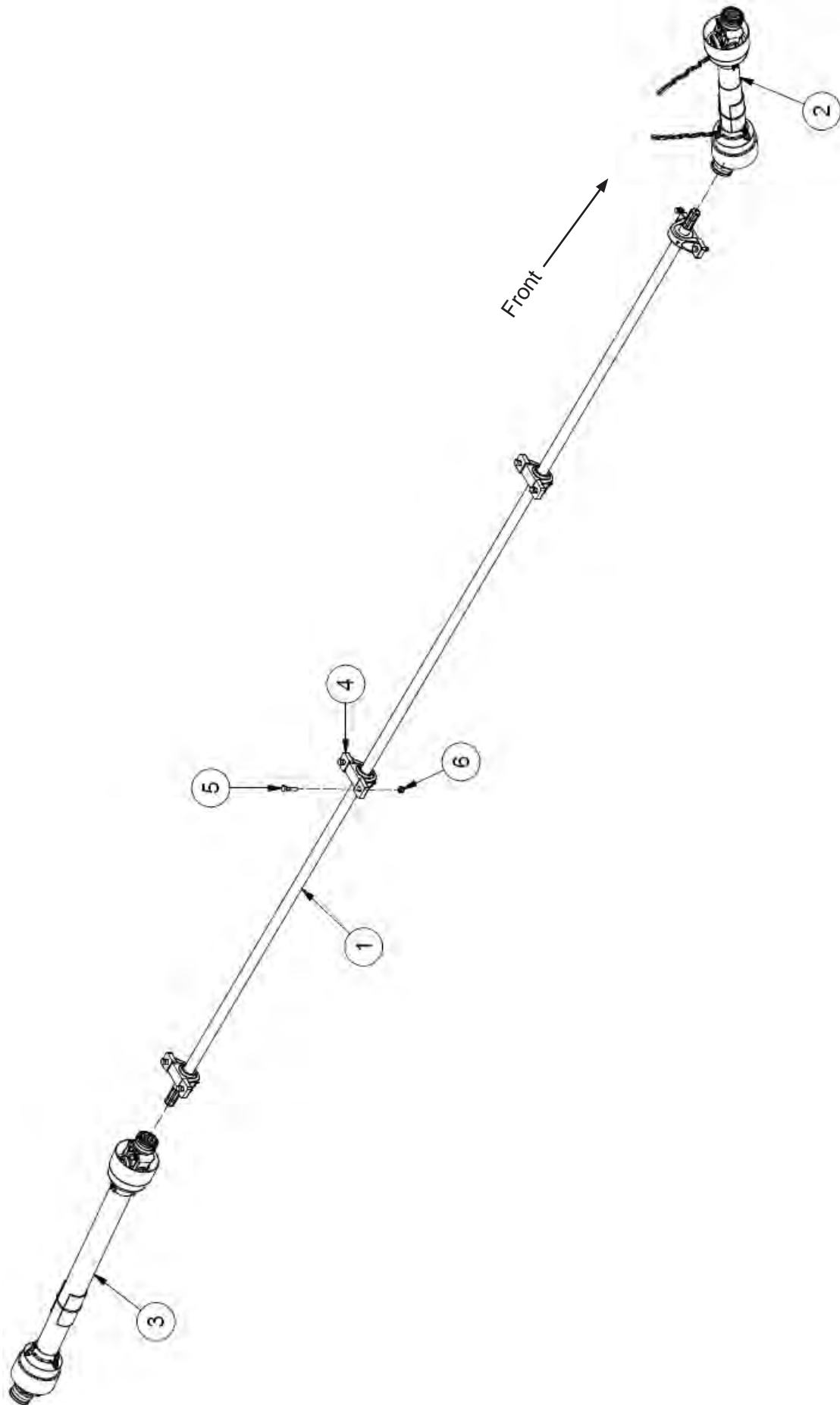
# Driveline - Up to SN 16NS010



## Driveline - Up to SN 16NS010

ITEM	QTY	PART NUMBER	DESCRIPTION
1	1	375-354	Splined Drive Shaft
2	1	400-994	Splined Stub Shaft
3	1	30841	PTO Secondary Shaft- Manure Spreader
4	1	30840	PTO Slip Clutch for Manure Spreader
5	1	30839	PTO Shaft - Primary Shaft for Manure Spreader N450-N600
6	2	BEA UCF208-24	Flange Bearing
7	3	BEA UCP208-24	Pillow Block Bearing
8	6	HB 1/2-13X2.0 Z5	Hex Bolt 1/2-13 x 2" Grade 5 Zinc Plated Hex Cap Screw NC
9	4	HB 5/8-11X2.1/2 Z5	Hex Bolt 5/8-11 x 2 1/2" Grade 5 Zinc Plated Hex Cap Screw NC
10	6	LN 1/2 N	Locknuts - 1/2-13 Zinc Plated Nylon Insert Lock Nut
11	4	LN 5/8 N	Locknut - 5/8-11 Zinc Plated Nylon Insert Lock Nut

## Driveline - SN 16NS011 to Current

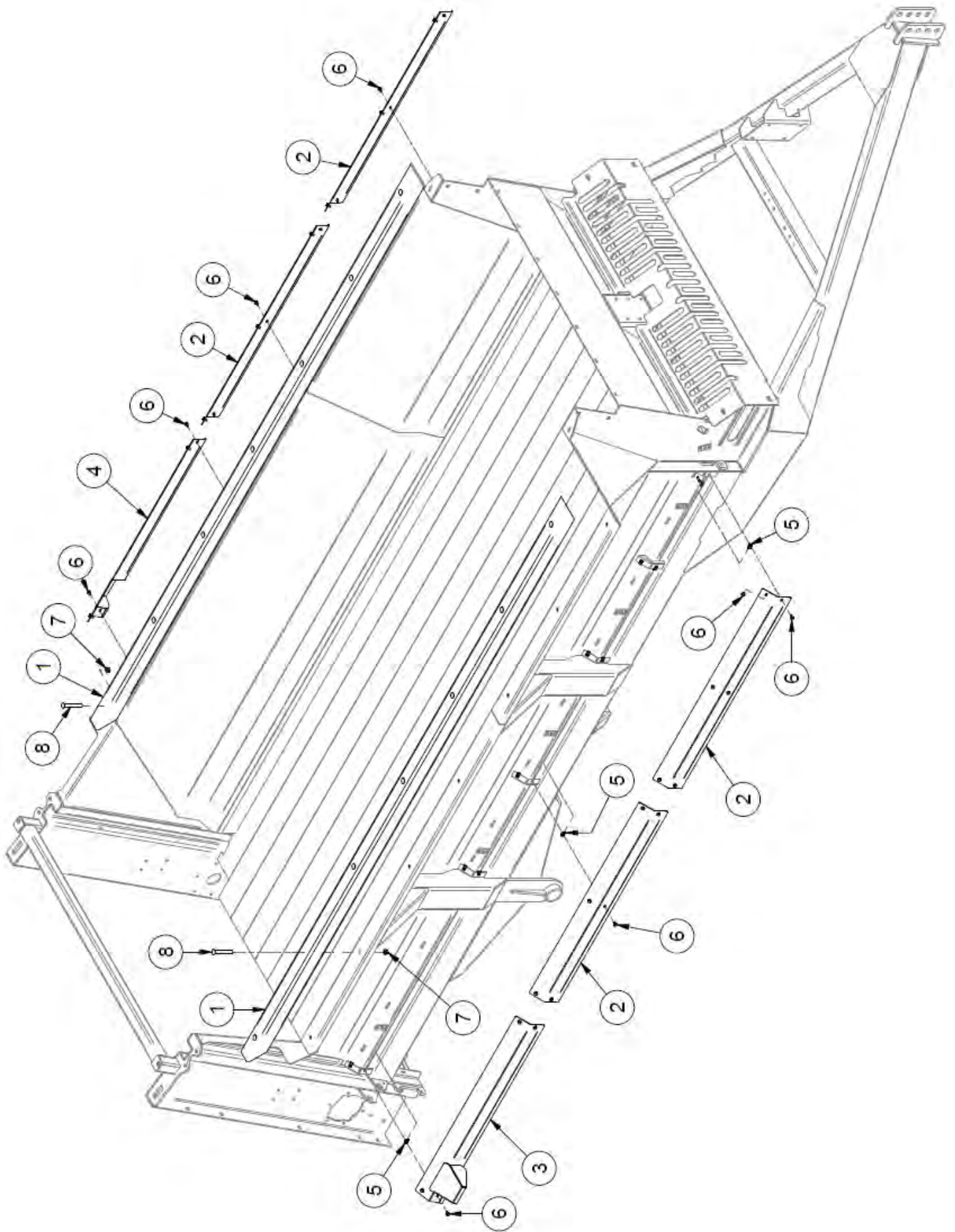




## Driveline - SN 16NS011 to Current

ITEM	QTY	PART NUMBER	DESCRIPTION	NOTE
1	1	375-356	Drive Shaft- Center 1.5 "x 178.72" long	Up to SN 21NRS201
	1	47536	Drive Shaft - Center 1.5" X 170 15/16" Long	SN 21NRS201 - Current
2	1	39850	PTO. 375,450,525,600,750 (V80-141P028359-028028-CV80-CLS)	
3	1	39852	PTO. 600, 750,275 (T60-086P265011-306028-CLS(2500NM))	
4	4	BEA UCP208-24	Bolt Pillow Block, UCPE208-24 National 2- Heavy Housing	
5	40	LN1/2-13NCZ5	LN 1/2-13 Zinc Plated Nylon Insert Lock Nut	
6	8	HB1/2-13X2Z5	Hex Bolt 1/2-13x2 Grade 5 Zinc Plated Hex Cap Screw	

# Side Shields - Up to SN 19NRS200

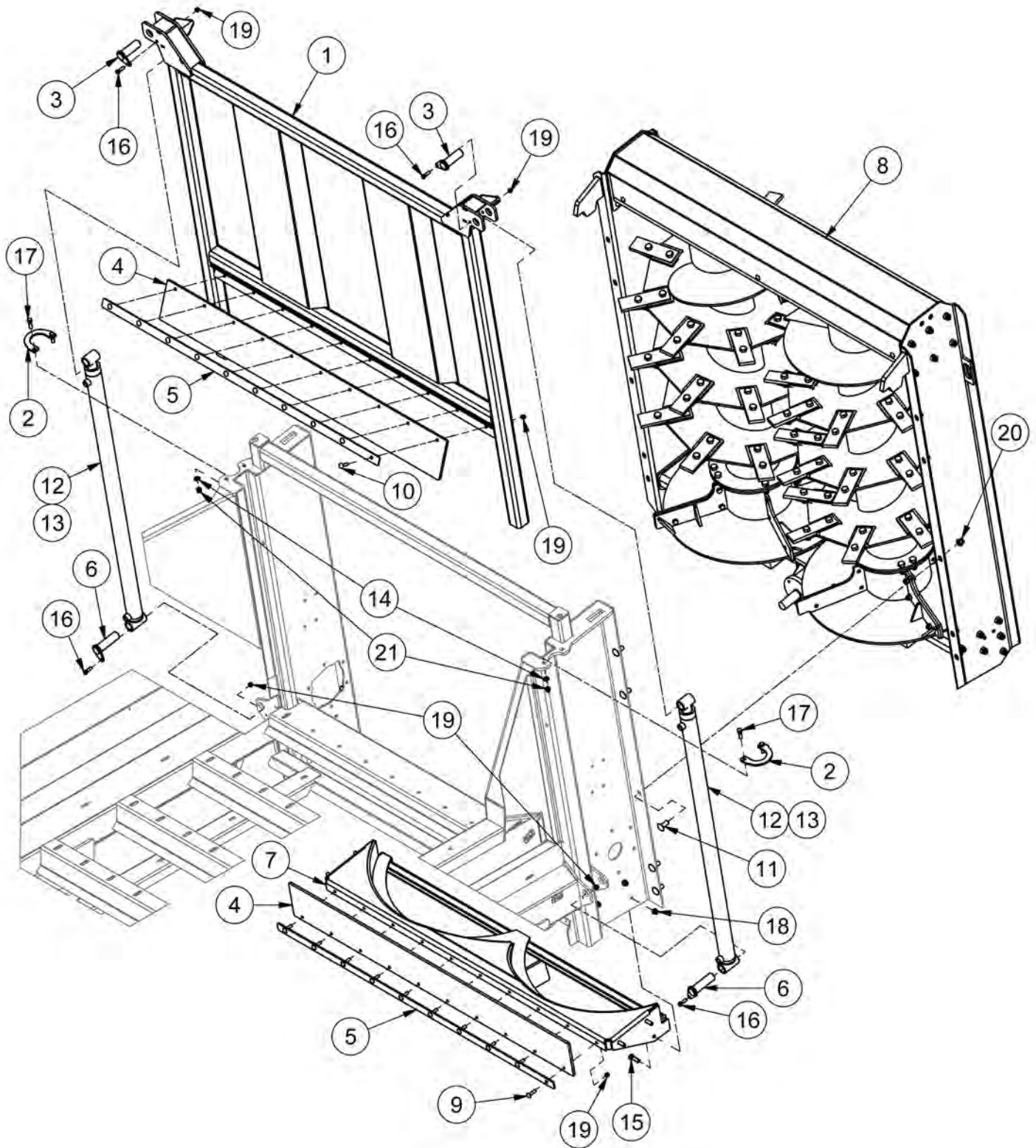


## Side Shields - Up to SN 19NRS200

ITEM	QTY	PART NUMBER	DESCRIPTION	NOTE
1	2	Obtain Locally	4X4X14' Pressure Treated Beam	
2	4	37181	Front Hose Shield	Used until serial no. 19NRS200
3	1	37189	Right Rear Hose Cover	Used until serial no. 19NRS200
4	1	37188	Left Rear Hose Cover	Used until serial no. 19NRS200
5	32	HNP 5/16	Panel Nut - 5/16" U-Type Spring	Used until serial no. 19NRS200
6	32	HBC5/16X0.5	Hex Bolt Cerrated 5/16-18 x 1/2 Zinc Flange Bolt	Used until serial no. 19NRS200
7	14	HNC1/2	Serrated Hex Nut	
8	14	CB 1/2-13 X4.5 Z5	Carriage Bolt - 1/2-13 x 4 1/2" Grade 5 Zinc	



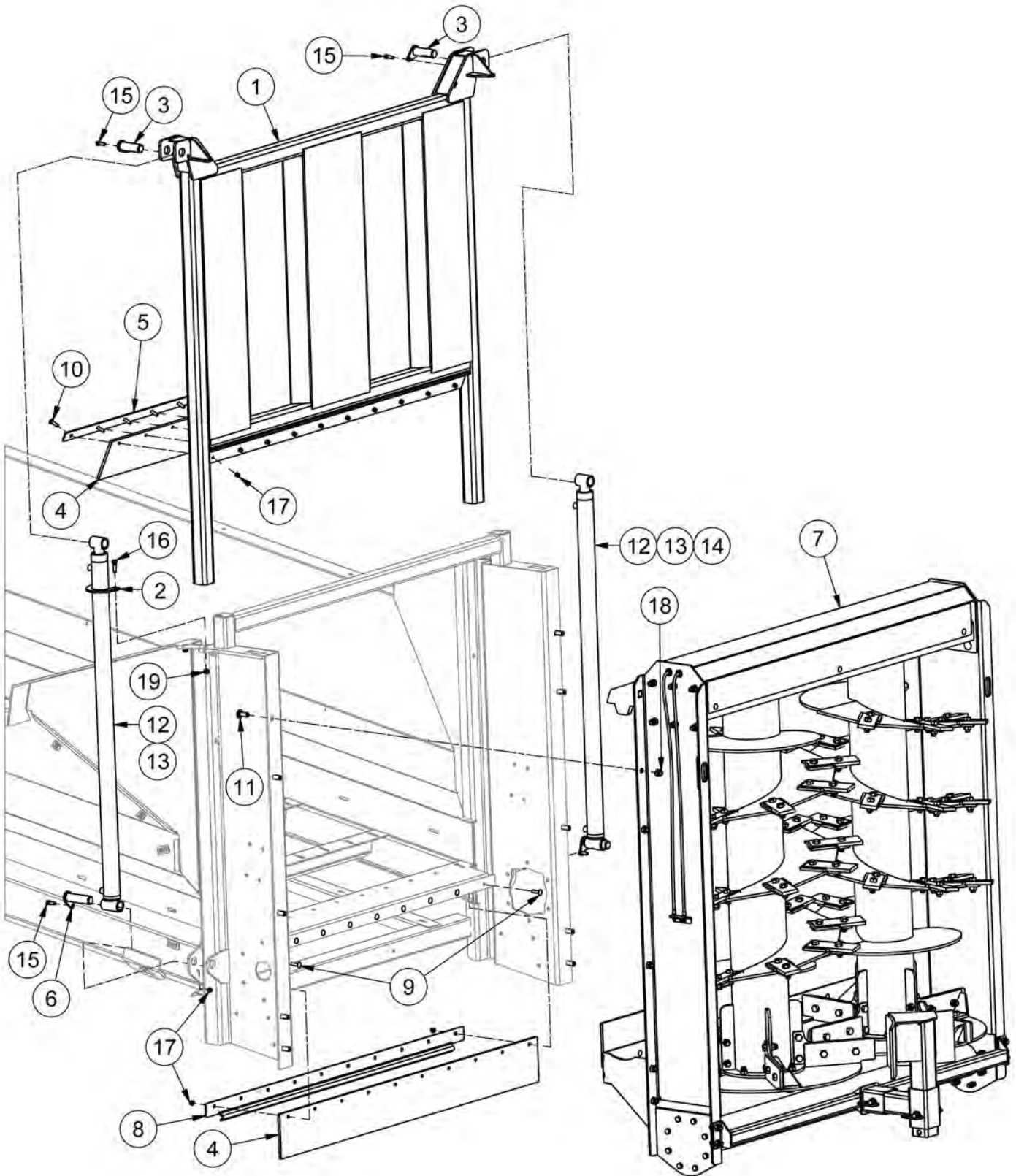
# Endgate - Up to SN 20NRS249



## Endgate - Up to SN 20NRS249

ITEM	QTY	PART NUMBER	DESCRIPTION	NOTE
1	1	375-126	375RS Endgate	
2	2	375-142	Cylinder Clamp	
3	2	400-601	Top Endgate Pin	
4	2	450-441	Rubber Seal	
5	2	600-790	Rubber Hold Down	
6	2	700-619	Bottom Endgate Pin	
7	1	37197	Spinner Shroud	Up to 20NRS249
8	1	37590	375RS Beater Kit	Up to 20NRS249
9	10	CB3/8-16X1.5CZ5	Carriage Bolt - 3/8-16 x 1 1/2" Grade 5 Zinc	
10	10	CB3/8-16X1.375CZ5	Carriage Bolt - 3/8-16 x 1 3/8" Grade 5 Zinc	
11	10	CB5/8-11X1.5CZ5	Carriage Bolt - 5/8-11 x 1 1/2" Grade 5 Zinc	
12	2	CYL 37344	Nitro 375 Gate Cylinder 2.0 x 48 x 1.5	
13	2	SKFH20-15	Seal Kit for 2" Cylinder Bore 1.5" Rod	
14	4	FW 7/16	Flatwasher - 7/16" Zinc Plated USS	
15	6	HB1/2-13X1.5Z5	Hex Bolt 1/2-13x1 1/2 Grade 5 Zinc Plated Hex Cap Screw	
16	4	HB3/8-16X1.25Z5	Hex Bolt 3/8-16x1 1/4 Grade 5 Zinc Plated Hex Cap Screw	
17	4	HB7/16-14X1.5Z5	Hex Bolt 7/16-14x1 1/2 Grade 5 Zinc Plated Hex Cap Screw	
18	6	LN1/2-13NCZ5	LN 1/2-13 Zinc Plated Nylon Insert Lock Nut	
19	24	LN3/8-16NCZ5	LN 3/8-16 Zinc Plated Nylon Insert Lock Nut	
20	10	LN5/8-11NCZ5	LN 5/8-11 Zinc Plated Nylon Insert Lock Nut	
21	4	LN7/16-14NCZ5	LN 7/16-14 Zinc Plated Nylon Insert Lock Nut	

# Endgate - SN 21NRS201 to Current

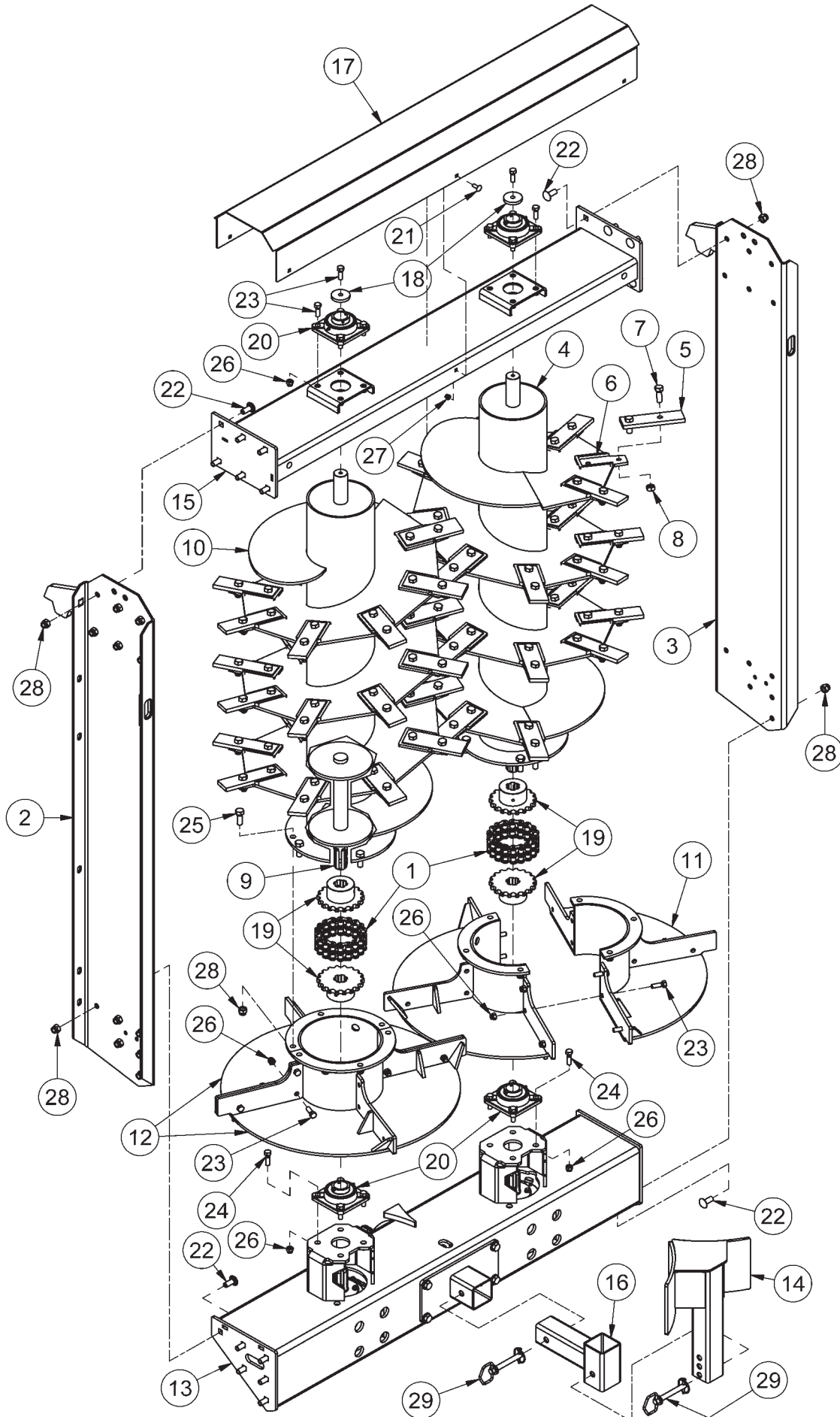




## Endgate - SN 21NRS201 to Current

ITEM	QTY	PART NUMBER	DESCRIPTION	NOTE
1	1	375-126	375RS Endgate	
2	2	375-142	Cylinder Clamp	
3	2	400-601	Top Endgate Pin	
4	2	450-441	Rubber Seal	
5	1	600-790	Rubber Hold Down	
6	2	700-619	Bottom Endgate Pin	
7	1	46925	375 Beater Kit	21NRS201 - Current
8	1	47567	Wiper Guide	
9	10	CB3/8-16X1.5CZ5	Carriage Bolt - 3/8-16 x 1 1/2" Grade 5 Zinc	
10	10	CB3/8-16X1.375CZ5	Carriage Bolt - 3/8-16 x 1 3/8" Grade 5 Zinc	
11	10	CB5/8-11X1.5CZ5	Carriage Bolt - 5/8-11 x 1 1/2" Grade 5 Zinc	
12	2	CYL 37344	Nitro 375 Gate Cylinder 2.0 x 48 x 1.5	
13	2	SKFH20-15	Seal Kit for 2" Cylinder Bore 1.5" Rod	Up to 22NRS274
14	2	HYS-SK-4862 HYS	Hyspec Seal Kit	23NRS201 - Current
15	4	HB3/8-16X1.25Z5	Hex Bolt 3/8-16x1 1/4 Grade 5 Zinc Plated Hex Cap Screw	
16	4	HB7/16-14X1.5Z5	Hex Bolt 7/16-14x1 1/2 Grade 5 Zinc Plated Hex Cap Screw	
17	24	LN3/8-16NCZ5	LN 3/8-16 Zinc Plated Nylon Insert Lock Nut	
18	10	LN5/8-11NCZ5	LN 5/8-11 Zinc Plated Nylon Insert Lock Nut	
19	4	LN7/16-14NCZ5	LN 7/16-14 Zinc Plated Nylon Insert Lock Nut	

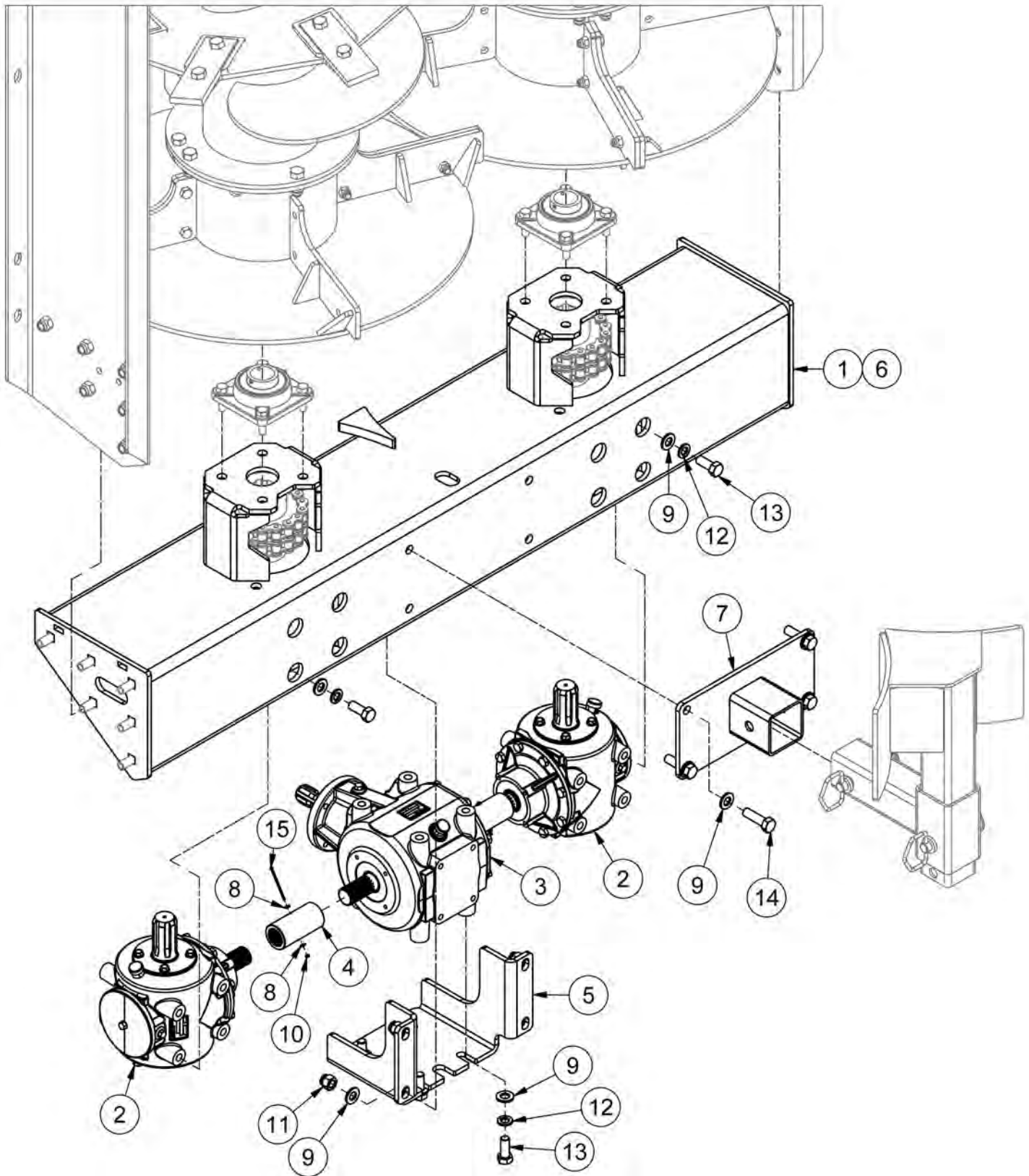
# Beaters (37590) - Up to SN 20NRS249



## Beaters (37590) - Up to SN 20NRS249

ITEM	QTY	PART NUMBER	DESCRIPTION	NOTE
1	2	31518	Coupling Chain # 80	
2	1	37591	Left Beater Side Panel	
3	1	37592	Right Beater Side Panel	
4	1	37593	375RS Right Beater	Items 5-9
5	24	400-438	Beater Paddle	Qty=1 Beater
6	24	47476	Beater Retainer	Qty=1 Beater
7	48	HB5/8-11X1.75Z5	Hex Bolt 5/8-11x1 3/4 Grade 5 Zinc Plated Hex Cap Screw	Qty=1 Beater
8	48	LN5/8-11TCZ5	LN5/8-11 Gr.C Zinc Top Lock Nut	Qty=1 Beater
9	1	45098	Weld-in Lower Beater 1 3/4" Shaft Assembly	Qty=1 Beater
10	1	37595	375RS Left Beater	Items 5-9
11	2	37597	Right Spinner	
12	2	37738	Left Spinner	
13	1	40684	Rear Drive Assembly SRT8 T290A	<a href="#">See Pg.2-22</a>
14	1	450-131	Beater Deflector	
15	1	450-133	Top Beater Cross Beam	
16	1	450-134	Deflector Mount Insert	
17	1	450-405	Top Beater Cover	
18	2	700-157	Load Bearing Washer	
19	4	700-645	Sprocket Weldment 80B18,-1.75 x 6 Spline	
20	4	BEA UCF209-28R3	UCF209 Bearing	
21	6	CB3/8-16X1CZ5	Carriage Bolt - 3/8-16 x 1" Grade 5 Zinc	
22	24	CB5/8-11X1.5CZ5	Carriage Bolt - 5/8-11 x 1 1/2" Grade 5 Zinc	
23	22	HB1/2-13X1.5Z5	Hex Bolt 1/2-13x1 1/2 Grade 5 Zinc Plated Hex Cap Screw	
24	8	HB1/2-13X1.75Z5	Hex Bolt 1/2-13x1 3/4 Grade 5 Zinc Plated Hex Cap Screw	
25	12	HB5/8-11X1.75Z5	Hex Bolt 5/8-11x1 3/4 Grade 5 Zinc Plated Hex Cap Screw	
26	28	LN1/2-13NCZ5	LN 1/2-13 Zinc Plated Nylon Insert Lock Nut	
27	6	LN3/8-16NCZ5	LN 3/8-16 Zinc Plated Nylon Insert Lock Nut	
28	36	LN5/8-11NCZ5	LN 5/8-11 Zinc Plated Nylon Insert Lock Nut	
29	2	TL384804	3/4 x 4 1/4 Hitch Pin w/Chain & Lynch Pin	

# Beater Cross Beam (40684) - Up to SN 20NRS249

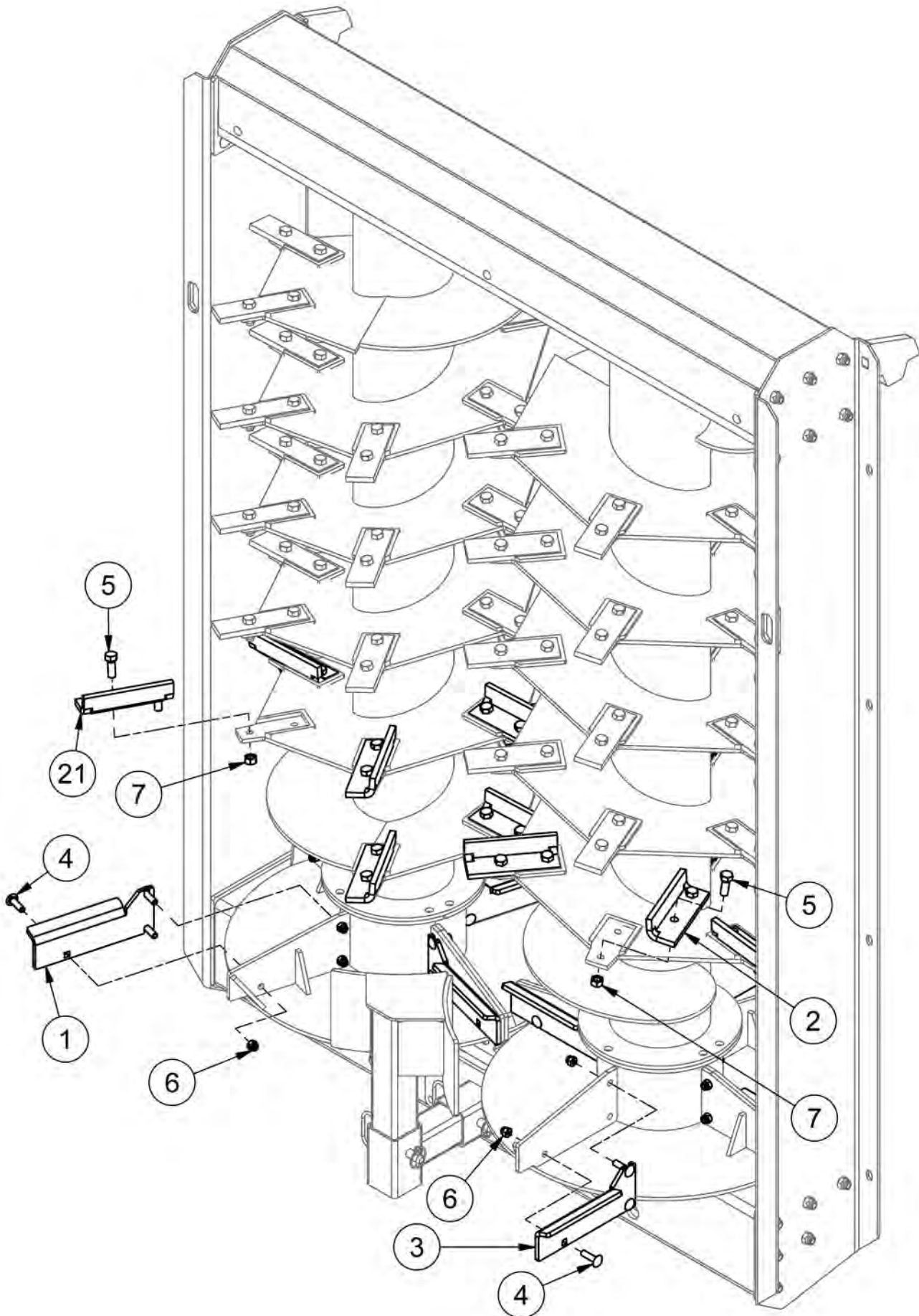




## Beater Cross Beam (40684) - Up to SN 20NRS249

ITEM	QTY	PART NUMBER	DESCRIPTION	NOTE
1	1	40684	Rear Drive Assembly T290A	All Items
2	2	30847-2	Gear Box 1000 PTO - 540 1 3/4 Spline Output	See <a href="#">Pg.6-4</a>
3	1	30848	Gear Box - Center - Spreaders	See <a href="#">Pg.6-6</a>
4	2	30849	Sleeve - Gear Box Spreaders 1.38 x 18 Spline	
5	1	403-912	Mounting Bracket Gearbox	
6	1	450-115	Cross Beam Beater Bottom	
7	1	450-139	Deflector Mount Socket	
8	4	Bonded Washer - No.4		
9	20	FW16MM	Metric Flat Washer	
10	2	LN#4-40NCZ5	LN 4-40 Zinc Plated Nylon Insert Lock Nut	
11	4	LN16-2CZ5	Locknut - M16-2 Zinc Plated Nylon Insert Lock Nut	
12	12	LWM16	Lockwasher - M16	
13	12	M16X40X2	Metric Bolt	
14	4	M16X55X2	Metric Bolt	
15	2	MS #4X40X2.5	Machine Screw - (Inch)	

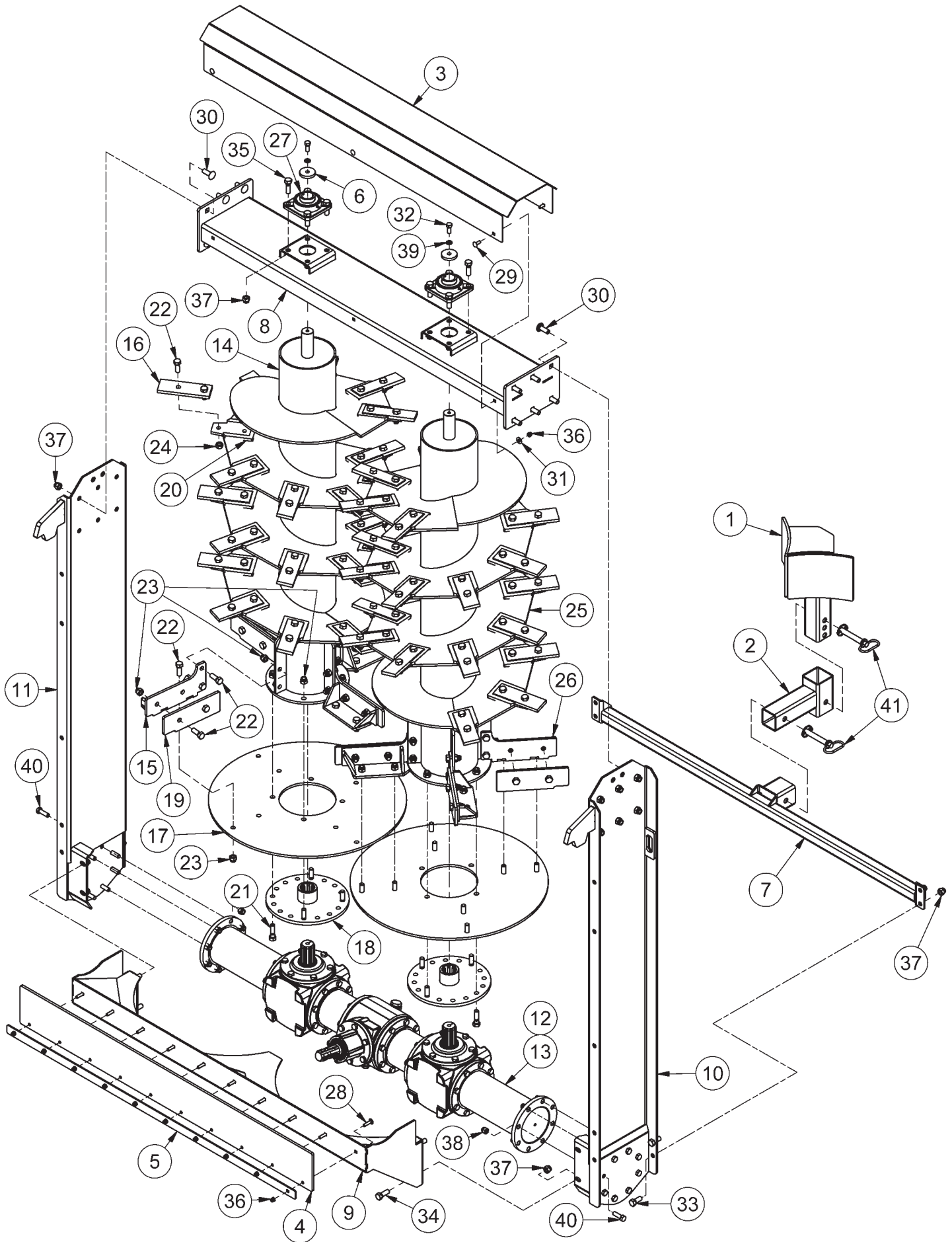
# Optional Flange Paddle Kit (41504) - Up to SN 20NRS249



## Optional Flange Paddle Kit (41504) - Up to SN 20NRS249

ITEM	QTY	PART NUMBER	DESCRIPTION
1	4	33321	Cupped Paddles - Left
21	8	36518	Beater Paddle (Cupped) Left
2	8	37718	Beater Paddle (Cupped) Right
3	4	37719	Cupped Paddles - Right
4	24	CB1/2-13X1.75CZ5	Carriage Bolt - 1/2-13 x 1 3/4" Grade 5 Zinc
5	32	HB5/8-11X1.75Z5	Hex Bolt 5/8-11x1 3/4 Grade 5 Zinc Plated Hex Cap Screw
6	24	LN1/2-13NCZ5	LN 1/2-13 Zinc Plated Nylon Insert Lock Nut
7	32	LN5/8-11TCZ5	LN5/8-11 Gr.C Zinc Top Lock Nut

# Beaters (46925) - SN 21NRS001 to Current

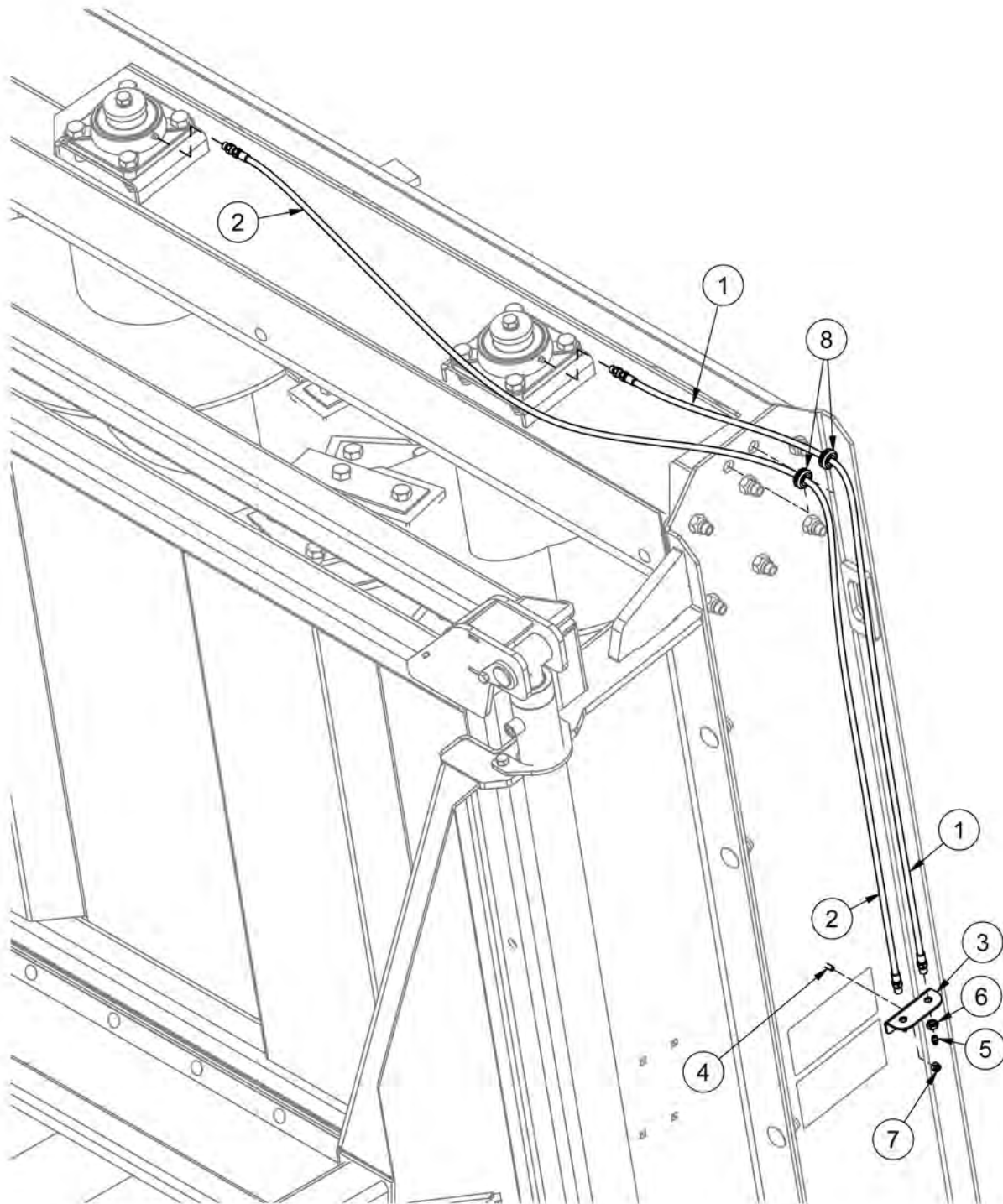




## Beaters (46925) - SN 21NRS001 to Current

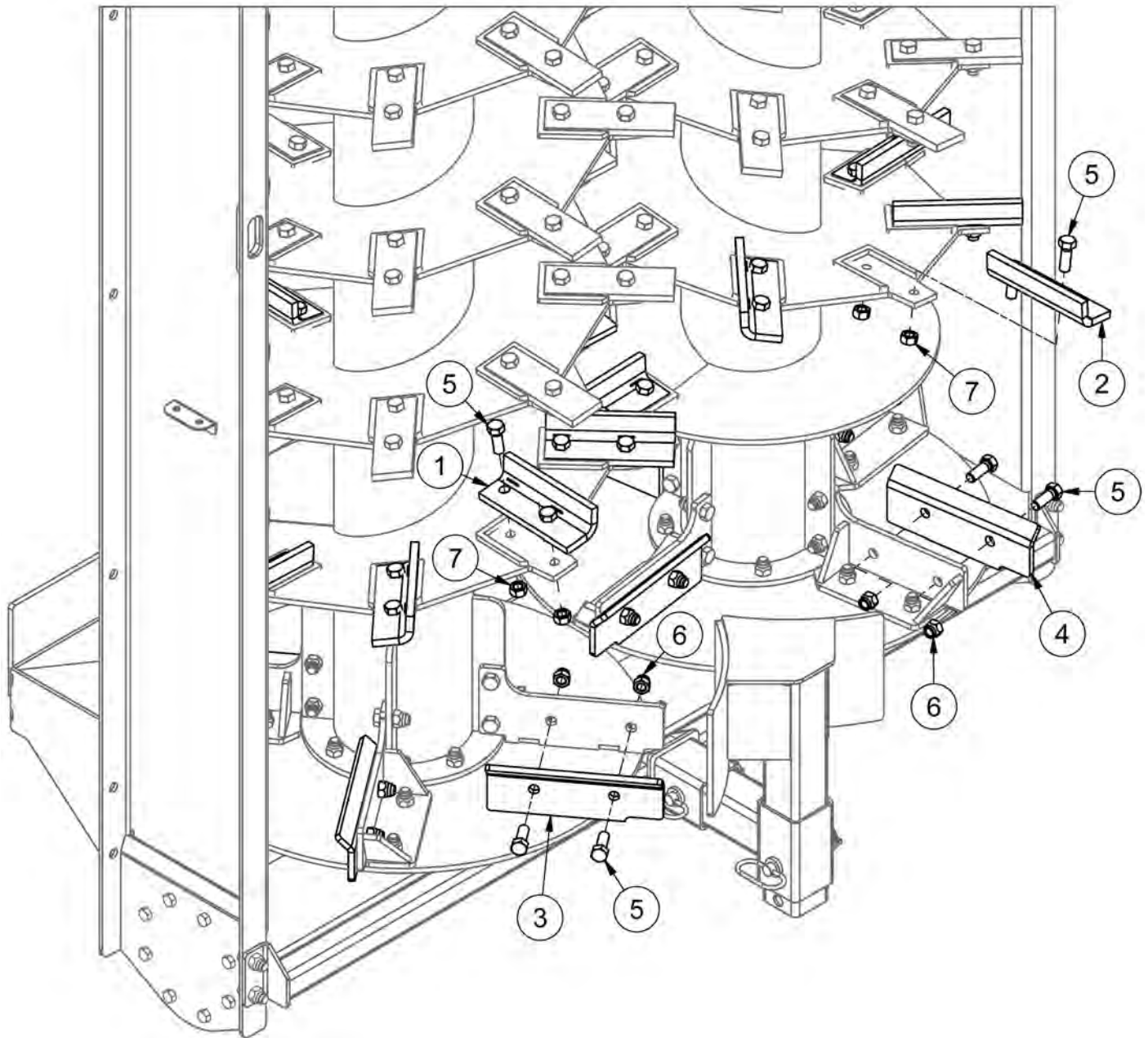
ITEM	QTY	PART NUMBER	DESCRIPTION	NOTE
1	1	450-131	Beater Deflector	
2	1	450-134	Deflector Mount Insert	
3	1	450-405	Top Beater Cover	
4	1	450-441	Rubber Seal	
5	1	600-790	Rubber Hold Down	
6	2	700-157	Load Bearing Washer	
7	1	42225	Receiver Assembly	
8	1	42226	Top Beater Crosser	
9	1	42227	Spinner Pan Assembly	
10	1	42228	Left Side Beater Frame	
11	1	42229	Right Side Beater Frame	
12	1	42409	1000RPM Beater Gearbox	Standard
13	1	43856	Rear Beater Gearbox - Omnigear - 540 RPM	Optional
14	1	46938	Right 375 Beater ASM	Items 15-24
15	4	46928	375 Right Paddle	
16	24	400-438	Beater Paddle	Qty=1 Beater
17	1	46924	375 Spinner Disc	Qty=1 Beater
18	1	46932	375 Spline Hub	Qty=1 Beater
19	4	46934	375 Spinner Paddle	Qty=1 Beater
20	24	47476	Paddle Retainer	Qty=1 Beater
21	4	HB 5/8-11X2.25 Z5	Hex Bolt 5/8-11x2 1/4 Gr 5 Zinc Plated Hex Cap Screw	Qty=1 Beater
22	72	HB5/8-11X1.75Z5	Hex Bolt 5/8-11x1 3/4 Gr 5 Zinc Plated Hex Cap Screw	Qty=1 Beater
23	28	LN5/8-11NCZ5	LN 5/8-11 Zinc Plated Nylon Insert Lock Nut	Qty=1 Beater
24	48	LN5/8-11TCZ5	LN5/8-11 Gr.C Zinc Top Lock Nut	Qty=1 Beater
25	1	46939	Left 375 Beater ASM	Items 16-24,26
26	4	46930	375 Left Paddle	
27	2	BEA UCF209-28R3	Flange Bearing, Triple Seal, Ductile Iron	
28	10	CB3/8-16X1.5CZ5	Carriage Bolt - 3/8-16 x 1 1/2" Grade 5 Zinc	
29	6	CB3/8-16X1CZ5	Carriage Bolt - 3/8-16 x 1" Grade 5 Zinc	
30	12	CB5/8-11X1.75CZ5	Carriage Bolt - 5/8-11 x 1 3/4" Grade 5 Zinc	
31	6	FW 3/8	Flatwasher - 3/8" Zinc Plated USS	
32	2	HB1/2-13X1.25Z5	Hex Bolt 1/2-13x1 1/4 Gr 5 Zinc Plated Hex Cap Screw	
33	4	HB5/8-11X1.5Z5	Hex Bolt 5/8-11x1 1/2 Gr 5 Zinc Plated Hex Cap Screw	
34	4	HB5/8-11X1.75Z5	Hex Bolt 5/8-11x1 3/4 Gr 5 Zinc Plated Hex Cap Screw	
35	8	HB5/8-11X2Z5	Hex Bolt 5/8-11x2 Gr 5 Zinc Plated Hex Cap Screw	
36	16	LN3/8-16NCZ5	LN 3/8-16 Zinc Plated Nylon Insert Lock Nut	
37	28	LN5/8-11NCZ5	LN 5/8-11 Zinc Plated Nylon Insert Lock Nut	
38	16	LNM14-2CZ5	Locknut - M14-2 Zinc Plated Nylon Insert Lock Nut	
39	2	LW 1/2	LW -1/2" Zinc Plated Medium Split	
40	16	M14X45X2	Metric Bolt	
41	2	TL550-100-050	Push Off Pin	

## Beater Greaselines



ITEM	QTY	PART NUMBER	DESCRIPTION
1	1	36623	Hose - HH67 - 2R7(2MPX,2GKCY) HCL 67"
2	1	36624	Hose - HH99 - 2R7(2MPX,2GKCY) HCL 99"
3	1	37849	Nitro Grease Line Mount
4	1	CB1/4-20X0.75CZ5	Carriage Bolt - 1/4-20 x 3/4" Grade 5 Zinc
5	2	GR 1/4 X 28	Grease Fitting 1/4-28 Straight Standard Zerk
6	2	HNJ3/8-16	Hex Nut - 3/8-16 Zinc Plated Hex Jam Nut
7	1	LN1/4-20NCZ5	LN 1/4-20 Zinc Plated Nylon Insert Lock Nut
8	2	TL5X2-100-143	Rubber Grommet

## Optional Flange Paddle Kit (47553) - SN 21NRS001 to Current



ITEM	QTY	PART NUMBER	DESCRIPTION
1	8	36518	Cupped Beater Paddle - Left
2	8	37718	Cupped Beater Paddle - Right
3	4	47551	375 Left Cupped Spinner Paddle
4	4	47552	375 Right Cupped Spinner Paddle
5	48	HB5/8-11X1.75Z5	Hex Bolt 5/8-11x1 3/4 Grade 5 Zinc Plated Hex Cap Screw
6	16	LN5/8-11NCZ5	LN 5/8-11 Zinc Plated Nylon Insert Lock Nut
7	32	LN5/8-11TCZ5	LN5/8-11 Gr.C Zinc Top Lock Nut







## Rear Apron Drive

ITEM	QTY	PART NUMBER	DESCRIPTION	NOTE
1	1	375-371	Apron Shaft Bushing	
2	1	375-428	Gearbox Torque Arm	
3	1	450-433	Torque Arm Retainer	
4	1	450-371	Apron Shaft Bushing	
5	1	450-441	2 Ply Rubber Belt - 7.0 X 62.5	21NRS201 -
6	2	700-431	Apron Bushing	
7	1	30854	Hydraulic Motor - Spreaders	Standard Up to 22NRS274
8	1	40718	Hydraulic Motor w/ Speed Sensor & Relief	Req. Scale Option
9	1	SK-SMRS-SK	Seal Kit - Gear Box Motor	
10	1	30856	Hydraulic Cross Port Relief for Motor	
11	1	43659	Metric 16mm x 11mm x 6.25"	
12	1	34001	Gear Box for Spreader SRT8/1710 1000/420	
13	2	37560	Rear Shaft Bushing	
14	1	37563	Rear Apron Shaft	
15	2	37566	Rear Scraper	
16	1	47567	Wiper Guide 62.5"	21NRS201 -
17	10	CB3/8-16X1.5CZ5	Carriage Bolt - 3/8-16 x 1 1/2" Grade 5 Zinc	
18	2	HB 3/8-16X3.5 Z5	Hex Bolt 3/8-16x3 1/2 Gr 5 Zinc Plated Hex Cap Screw	
19	12	HB1/2-13X1.75Z5	Hex Bolt 1/2-13x1 3/4 Gr 5 Zinc Plated Hex Cap Screw	
20	2	HB3/8-16X1.5Z5	Hex Bolt 3/8-16x1 1/2 Gr 5 Zinc Plated Hex Cap Screw	
21	12	LN1/2-13NCZ5	LN 1/2-13 Zinc Plated Nylon Insert Lock Nut	
22	14	LN3/8-16NCZ5	LN 3/8-16 Zinc Plated Nylon Insert Lock Nut	
23	2	M12X35X1.75	Metric Bolt	
24	6/7	M14X35X2	Metric Bolt	
25	8	SHCS5/16-18X1.75	Hex Bolt - 5/16-18 x 1 3/4 Socket Head Cap Screw	
26	1	49994	CNM350 Apron Gear Box	23NRS201 - Current
27	1	49950	CNM350 Torque Arm Asm.	23NRS201 - Current
28	1	50071	275 Apron Gearbox Spacer	23NRS201 - Current

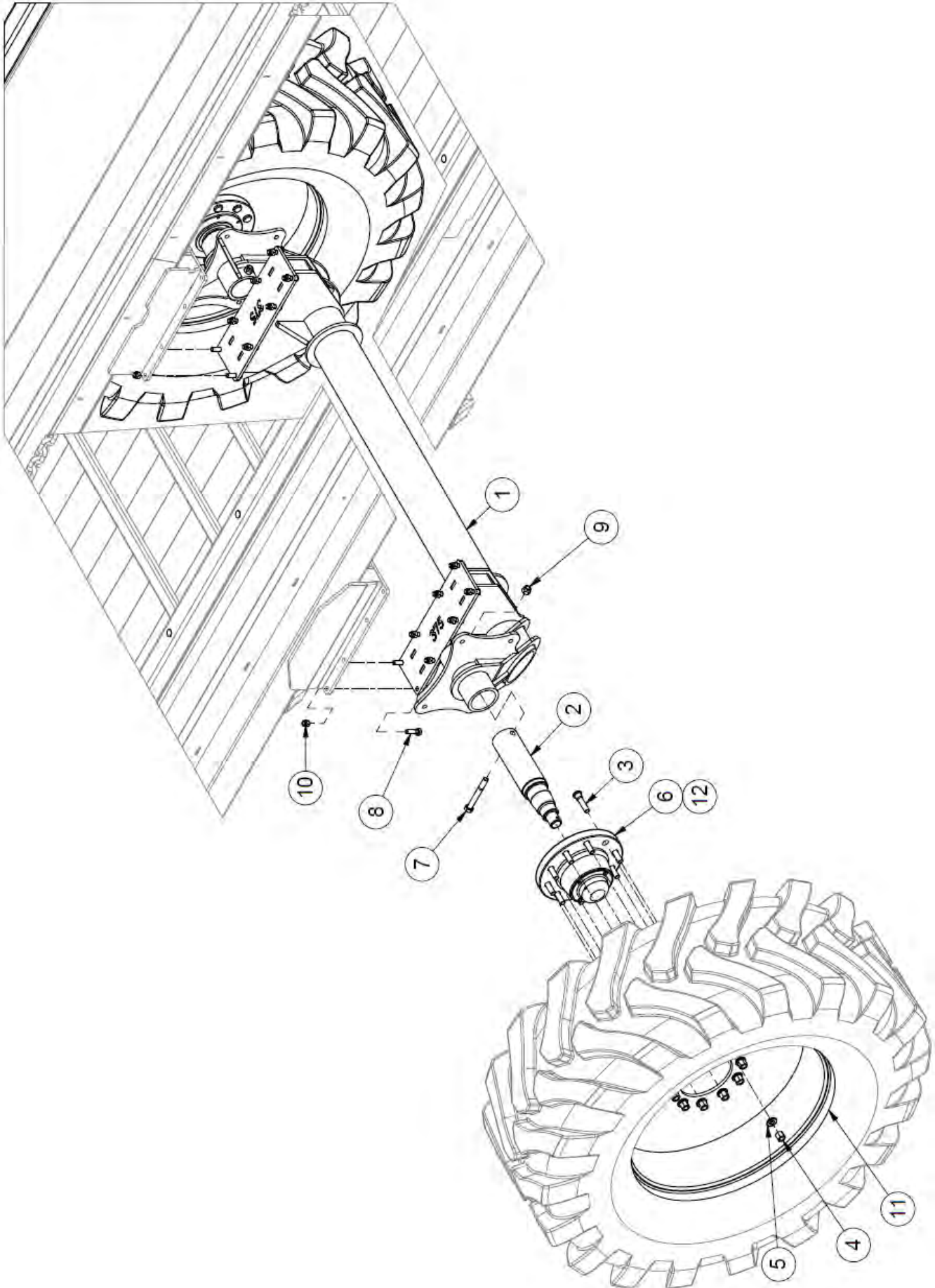


## Floor & Side Boards

ITEM	QTY	PART NUMBER	DESCRIPTION
1	1	375-225	Right Floor Board
2	9	375-355	Floor Board
3	1	375-365	Left Floor Board
4	2	37721	Side Board
5	2	42757	4X4X14' Pressure Treated Post
6	1	43685	Nitro 375RS Base Weldment
7	12	CB1/2-13X4.5CZ5	Carriage Bolt - 1/2-13 x 4 1/2" Grade 5 Zinc
8	141	FHSCS3/8-16X1.5	3/8"-16 x 1 1/2" Flat Socket Cap Screw
9	141	FW 3/8	Flatwasher - 3/8" Zinc Plated USS
10	12	LN1/2-13NCZ5	LN 1/2-13 Zinc Plated Nylon Insert Lock Nut
11	141	LN3/8-16NCZ5	LN 3/8-16 Zinc Plated Nylon Insert Lock Nut

# Single Axle

Used from serial no. **19NRS200** to current.





## Single Axle

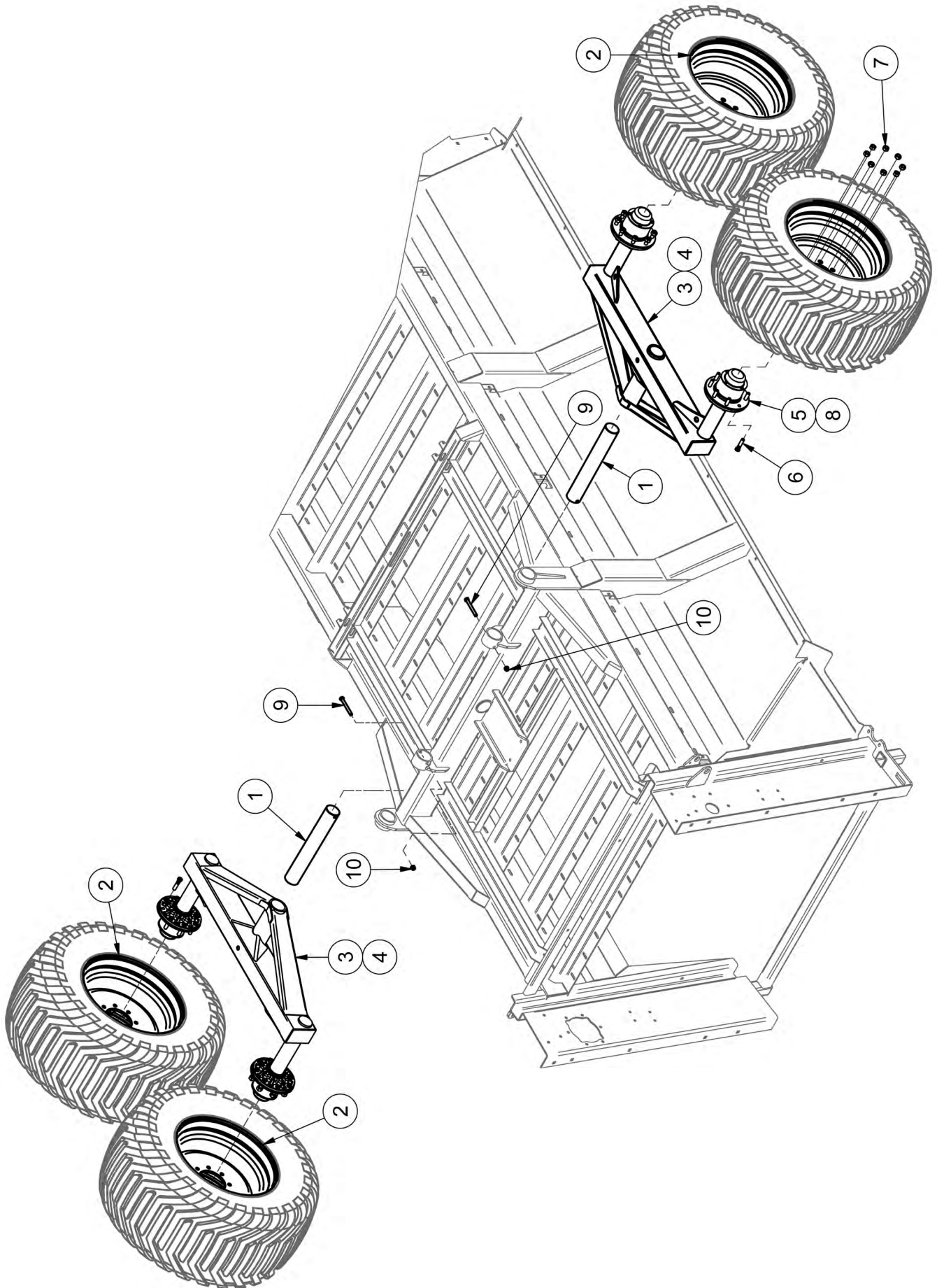
Used from serial no. **19NRS200** to current.

ITEM	QTY	PART NUMBER	DESCRIPTION
1	1	42769	375 Single Axle
2	2	450-435	16000 lb Spindle (SP 4.0 X 18.4)
3	20	31529	3/4 Wheel Stud
4	20	31530	3/4 Wheel Nut
5	20	39600	W750 Washer
6	2	HUB 16000	Complete 16000lb Hub
7	2	HB 3/4-10X6 Z5	Hex Bolt 3/4-10x6 Grade 5 Zinc Plated Hex Cap Screw
8	16	HB 5/8-11X2 Z5	Hex Bolt 5/8-11x2 Grade 5 Zinc Plated Hex Cap Screw
9	2	LN 3/4 N	LN 3/4-10 Zinc Plated Nylon Insert Lock Nut
10	24	LN 5/8 N	LN 5/8-11 Zinc Plated Nylon Insert Lock Nut
11	2	450-338	Rim
12	2	HUB 16000-CCS	16000lb Hub Bearing & Seal Kit

NITRO 375RS TIRE CHART		
Axle Type	Part Number	Tire Size
Single	WHE 600X65X34	600/65-34
Tandem	WHE 425X65X22.5L	425/22.5 Recap (Truck)
Tandem	WHE 550X45X22.5	550/45-22.5

**NOTE:** Refer to Nitro Operator's Manual for wheel load capacity charts.

# Tandem Axle - Standard (Original)



## Tandem Axle - Standard (Original)

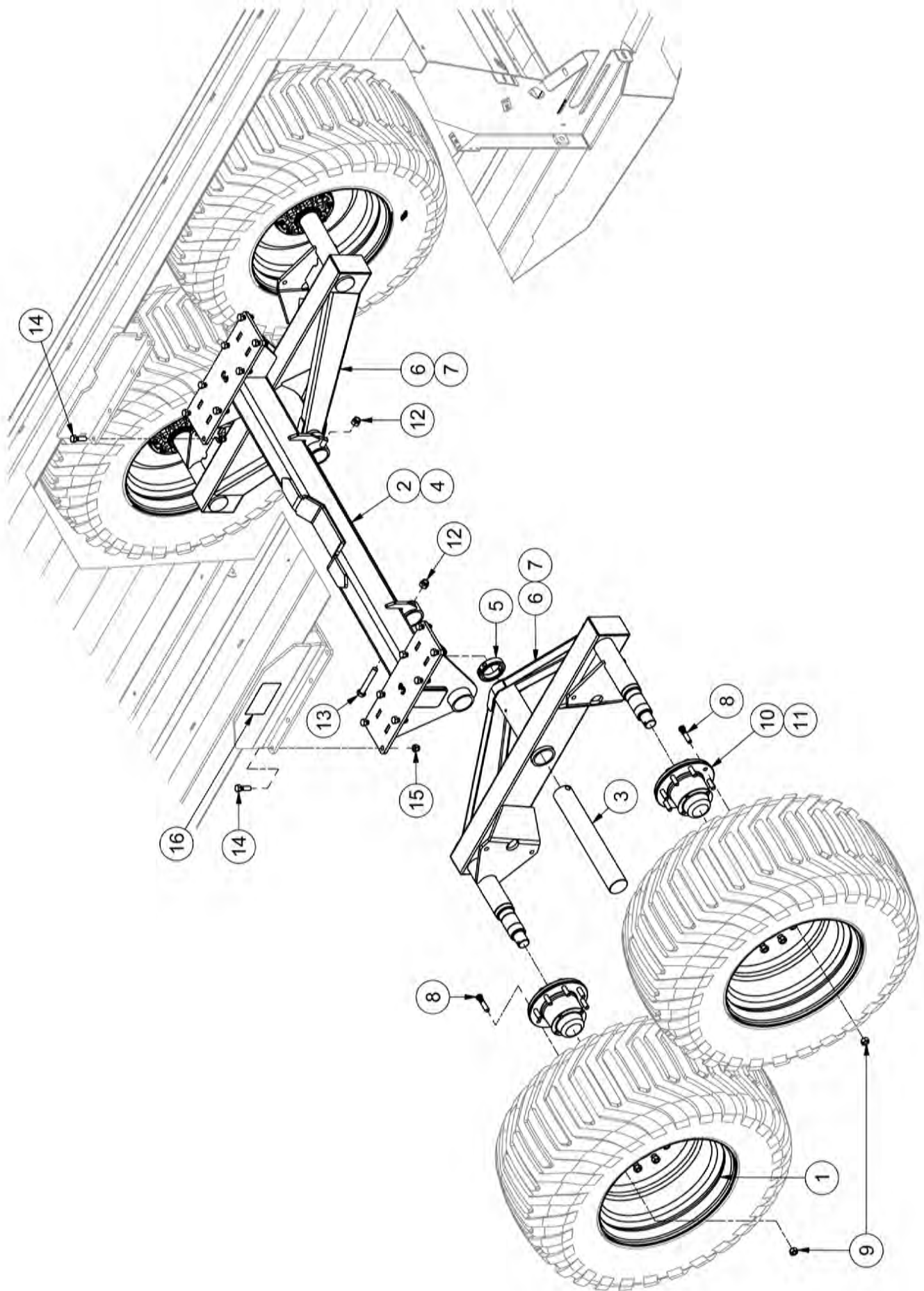
ITEM	QTY	PART NUMBER	DESCRIPTION	NOTE
1	2	25502	Walking Beam Pin, CRS 3.0	
2	4	400-429	Tandem Rim WHE 1622.5	
3	2	26042	325 Walking Beam w/o Brake Flanges	Incl. Items 4-8
4	1	48718	325 Walking Beam Weldment w/o Brake Flanges	Qty= 1 Walking Beam
5	2	HUB 12000	Spreader Hub Model 450-600 HUB12000	Qty= 1 Walking Beam
6	8	31531	F58-2625 Wheel Stud (12000 Lbs Hub)	Qty= 1 Walking Beam
7	8	31532	F58 Conenut	Qty= 1 Walking Beam
8	1	HUB 12000-CCS	Complete Bearing and Seals for HUB12000	Qty= 1 Walking Beam
9	2	HB1/2-20X4.5YZ8	Hex Bolt 1/2-20x4 1/2 Grade 8 Zinc Hex Cap Screw	
10	2	LN1/2-20NFZ5	Center Locknuts (1/2-20) 2-Way Fine Thread	

**NOTE:** Refer to [pg.2-38](#) for walking beams with brake flanges.

NITRO 375RS TIRE CHART		
Axle Type	Part Number	Tire Size
Single	WHE 600X65X34	600/65-34
Tandem	WHE 425X65X22.5L	425/22.5 Recap (Truck)
Tandem	WHE 550X45X22.5	550/45-22.5

**NOTE:** Refer to Nitro Operator's Manual for wheel load capacity charts.

## Tandem Axle - Standard (Current - Brake Compatible)





## Tandem Axle - Standard (Current - Brake Compatible)

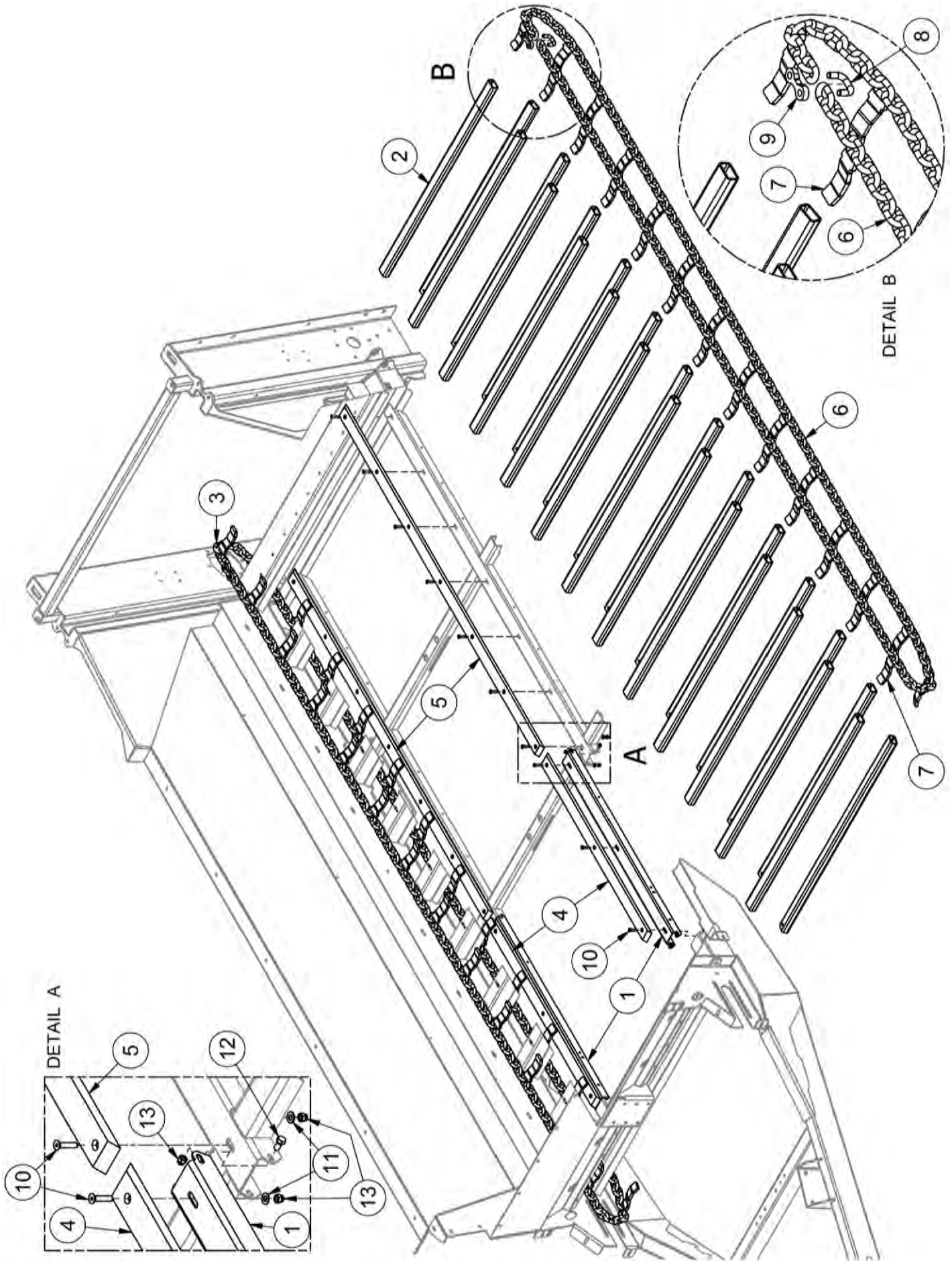
ITEM	QTY	PART NUMBER	DESCRIPTION	NOTE
1	4	400-429	Tandem Rim WHE 1622.5	
2	1	42768	Assembly	
3	2	25502	Walking Beam Pin, CRS 3.0	
4	1	42759	375 Tandem Axle	
5	2	46287	Shaft Collar	
6	2	42855	325/308 Walking Beam w/2 Brake Flanges	Incl. Items 5-9
7	1	48717	325 Walking Beam Weldment w/ Brake Flanges	Qty= 1 Walking Beam
8	8	F58-225	Wheel Stud for 12000# Hub	Qty= 1 Walking Beam
9	8	F58-CONE NUT	Wheel Nut for 12000# Hub	Qty= 1 Walking Beam
10	2	HUB 12000	Spreader Hub Model 450-600 HUB12000	Qty= 1 Walking Beam
11	2	HUB 12000-CCS	Complete Bearing and Seals for HUB12000	Qty= 1 Walking Beam
12	2	LN3/4-16NFZ8	3/4-16 Gr.8 Zinc Nylon Lock Nut	
13	2	HB3/4-16X5YZ8	Hex Bolt 3/4-16x5 Gr.8 Zinc Hex Cap Screw	
14	16	HB5/8-11X2Z5	Hex Bolt 5/8-11x2 Gr.5 Zinc Plated Hex Cap Screw	
15	16	LN5/8-11NCZ5	LN 5/8-11 Zinc Plated Nylon Insert Lock Nut	
16	2	DE45106	ISO Decal - Tandem Wheel Clearance	Tandem Only

**NOTE:** Refer to [pg.2-36](#) for walking beams without brake flanges.

NITRO 375RS TIRE CHART		
Axle Type	Part Number	Tire Size
Single	WHE 600X65X34	600/65-34
Tandem	WHE 425X65X22.5L	425/22.5 Recap (Truck)
Tandem	WHE 550X45X22.5	550/45-22.5

**NOTE:** Refer to Nitro Operator's Manual for wheel load capacity charts.

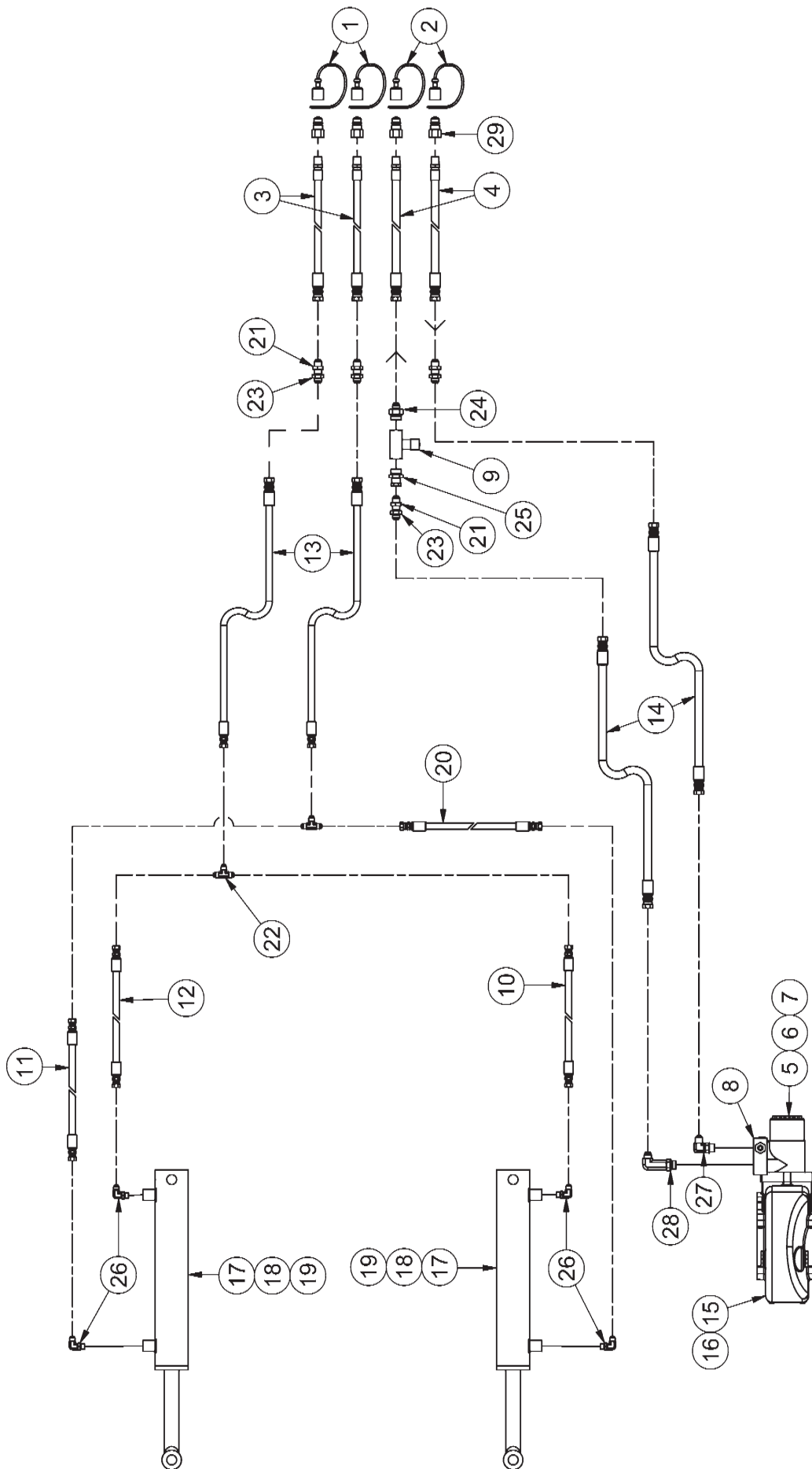
# Apron Runners



## Apron Runners

ITEM	QTY	PART NUMBER	DESCRIPTION	NOTE
1	2	37588	Chain Return Slide	
2	26	37820	Slat	
3	1	39375	Right Side Chain	
4	2	39388	Front Wear Board	
5	2	39389	Rear Wear Board	
6	1	39391	Left Chain Side	
7	26	37870	5/8" Chain Lug	Qty/Side
8	2	400-889	Chain Connector Link	
9	2	400-890	Chain Connector Link Tab	
10	20	FHSCS3/8-16X1.75	Flat Socket Cap Screw 3/8"-16 x 1 3/4"	
11	20	FW 3/8	Flatwasher - 3/8" Zinc Plated USS	
12	8	HB3/8-16X0.75Z5	Hex Bolt 3/8-16x3/4 Gr 5 Zinc Plated Hex Cap Screw	
13	28	LN3/8-16NCZ5	LN 3/8-16 Zinc Plated Nylon Insert Lock Nut	

# Hydraulic Layout





## Hydraulic Layout

ITEM	QTY	PART NUMBER	DESCRIPTION	NOTE
1	2	22946-2	Dust Cap, 1/2", Female, Yellow Colour	
2	2	22946-4	Dust Cap, 1/2", Female, Red Colour	
3	2	30654	Hose - HH73- 6AT1(8FJXH-8MP HCL 73"	
4	2	30661	Hose - HH69- 8AT1(8FJXH-8MP) HCL69"	
5	1	30854	Hydraulic Motor - Spreaders	Standard
6	1	40718	Hydraulic Motor - Scale Speed Sensor	Scale Option Only
7	1	SK-SMRS-SK	Gearbox Motor Seal Kit	
8	1	30856	Hydraulic Cross Port Relief for Motor- Spreaders	
9	1	30857	Flow Control Valve - 3/4"	
10	1	31642	Hose - HH76- 6AT1(6FJX-6FJX) HCL 76"	
11	1	31643	Hose - HH81- 6AT1(6FJX-6FJX) HCL 81"	
12	1	31644	Hose - HH22- 6AT1(6FJX-6FJX) HCL 22"	
13	2	31648	Hose - HH295- 6AT1(8FJX-6FJX) HCL 295"	
14	2	31649	Hose - HH316- 8AT1(8FJX-8FJX) HCL 316"	
15	1	34001	Gear Box for Spreader Apron- RT420(N375)	Up to 22NRS274
16	1	49994	CNM350 Apron Gear Box	23NRS201 - Current
17	2	37344	Nitro 375 Gate Cylinder 2.0 x 48 x 1.5	
18	2	SKFH20-15	Seal Kit for 2" Cylinder Bore (Frankor) w/ 1.5" Rod	Up to 22NRS274
19	2	HYS-SK-4862 HYS	Hyspec Seal Kit	23NRS201 - Current
20	1	37871	Hose - HH125- 6AT1(6FJX-6FJX) HCL 125"	
21	4	HF 306-8	Hyd Fitting 1/2 Adjustable Locknut	
22	2	HF 2603-6-6-6	Male JIC Tee	
23	4	HF 2700LN-08-08	Hydraulic Fitting - MJIC to MJIC	
24	1	HF 6400-8-12	Hyd. Fitting	Replaces HF2404-8-12
25	1	HF 6402-12-8	Hyd. Fitting #12 Male O-Ring to #8 F JIC	Replaces HF6505-12-8
26	4	HF 6801-6-6	Hydraulic Fitting - 90 Degree JIC to O-Ring	
27	1	HF 6801-8-10	Hyd. Fitting - 1/2" JIC - 5/8" 90° Elbow	
28	1	HF 6801-8-10-LL	Hyd. Fitting - 1/2" JIC - 5/8" 90 Degree Elbow	
29	4	HF 8010-4	Quickcoupler 1/2" Male Tip	

*Intentionally Left Blank*

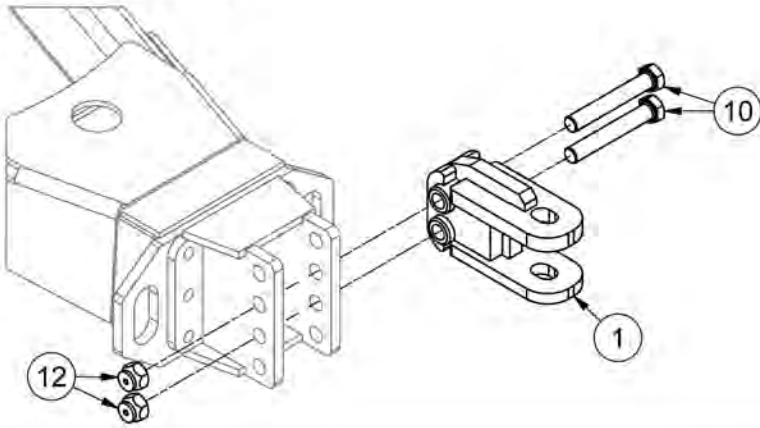
## Section 3 - Optional Features

### Optional Kit Numbers

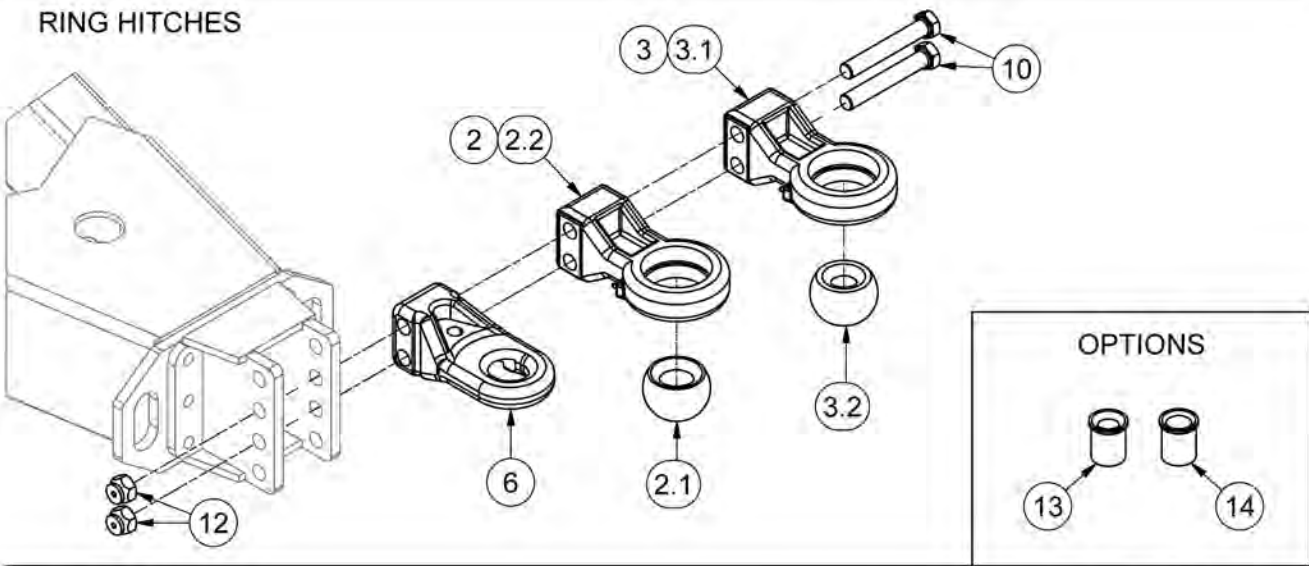
KIT NUMBER	DESCRIPTION	PAGE(S)	NOTE
	Hitches	<a href="#">Pg.3-2,3</a>	
43622	Mechanical Light Kit	<a href="#">Pg.3-4/7</a>	
TLVLK-375M	Manual Light Kit		
	Light Kit Base	<a href="#">Pg.3-8,9</a>	
	Manual Light Kit	<a href="#">Pg.3-10</a>	
	Wiring Harness	<a href="#">Pg.3-14,15</a>	
TLVLK-375	Hydraulic Light Kit		
	Light Kit Base	<a href="#">Pg.3-8,9</a>	
	Hydraulic Light Kit Cylinders	<a href="#">Pg.3-11</a>	
	Hydraulic Light Kit Hoses	<a href="#">Pg.3-12,13</a>	
	Wiring Harness	<a href="#">Pg.3-14,15</a>	
N375SB	Single Axle Brake Kit	<a href="#">Pg.3-16</a>	
N375TB	Tandem Axle Brake Kit	<a href="#">Pg.3-17</a>	
N750LC	5 Point Scale System	<a href="#">Pg.3-18</a>	
N750LCNT460	5 Point Scale System with GPS	<a href="#">Pg.3-18</a>	
N750LCNT8000	Automatic Scale Rate Control Base System	<a href="#">Pg.3-19</a>	
	Flow Control Mounting	<a href="#">Pg.3-20</a>	
31797	Electric Flow Control		
	Flow Control Hydraulic Layout - Electric	<a href="#">Pg.3-22,23</a>	
	Electric Flow Control Wiring	<a href="#">Pg.3-24,25</a>	
31578	Manual Flow Control		
	Flow Control Hydraulic Layout - Manual	<a href="#">Pg.3-21</a>	
45861	Endgate Indicator Kit	<a href="#">Pg.3-26,27</a>	

# Hitch Options

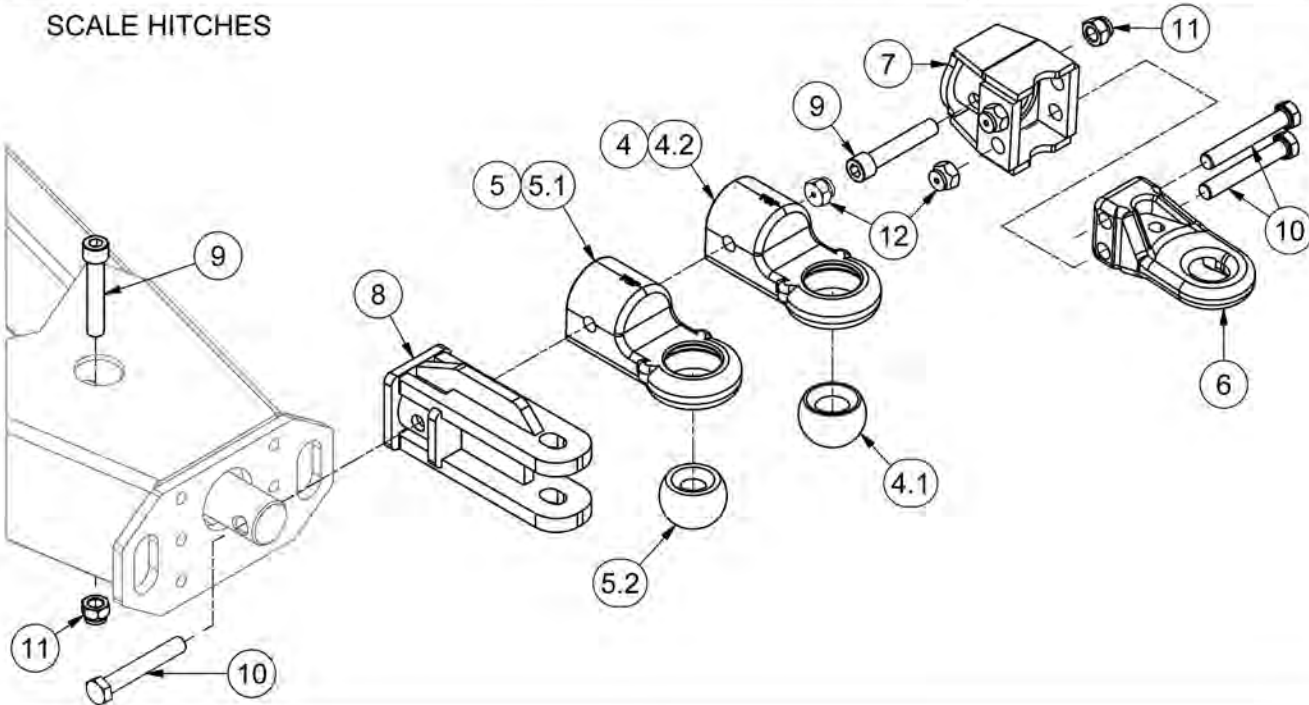
## CLEVIS HITCH



## RING HITCHES



## SCALE HITCHES



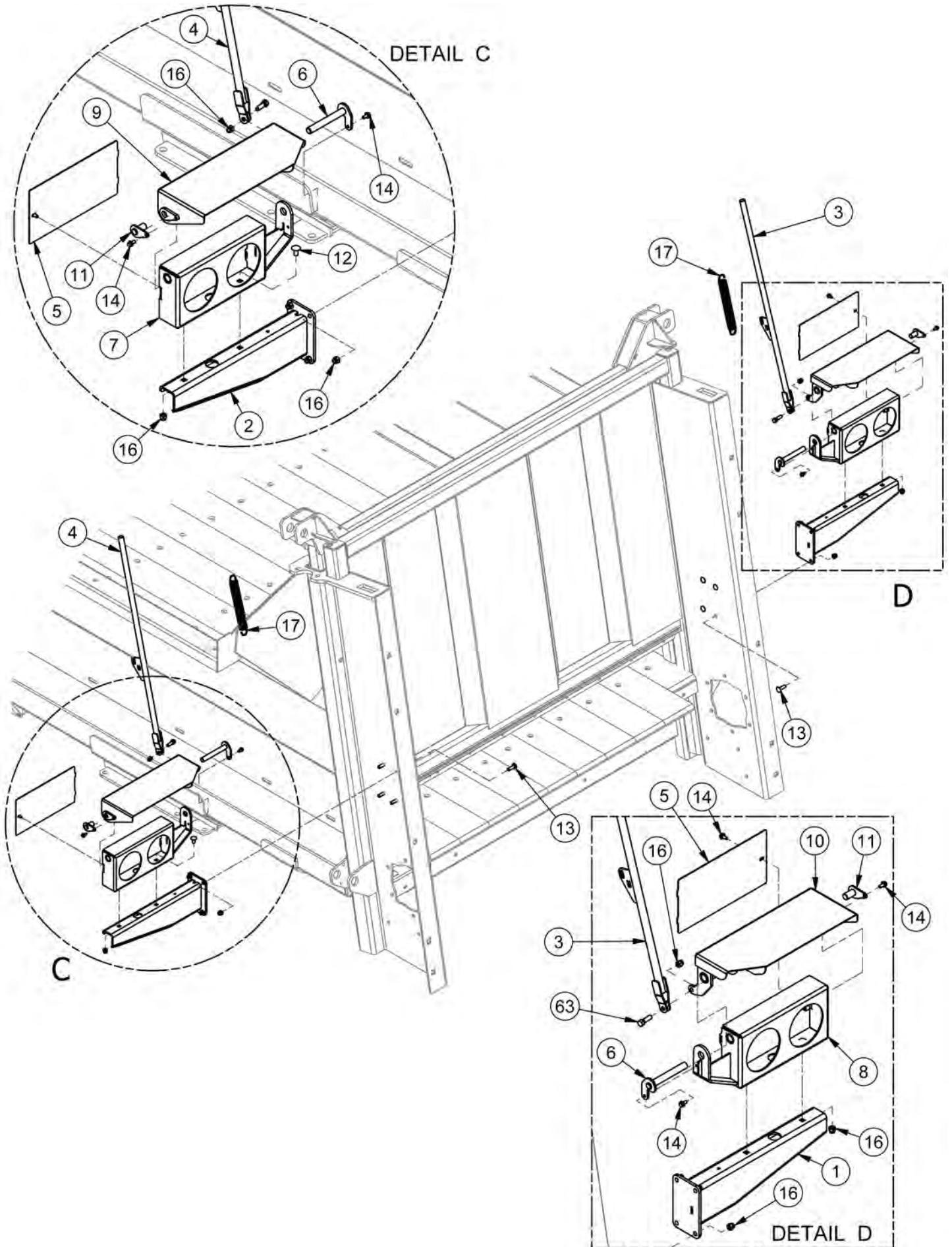


## Hitch Options

ITEM	QTY	PART NUMBER	DESCRIPTION	WHERE USED	NOTE
1	1	40471	Clevis Hitch Weldment	Up to N575RS	Standard - Replaces 30826
2		39290	Power Pin Cat 3 Ball Hitch Assembly 2" Pin	All Models	Option
2.1	1	39291	Power Pin 2" Ball Cat.3 Hitch		
2.2	1	44994	Power Pin Cat.3 Ball Hitch Base		
3		40865	Power Pin Cat 3 Ball Hitch Assembly 1.5" Pin	All Models	Option
3.1	1	44994	Power Pin Cat.3 Ball Hitch Base		
3.2	1	39994	Power Pin 1.5" Ball Cat.3 Hitch		
4		41956	Rollover Ball Hitch 2.0" ID Cat.4	All Models	Requires Scale Option
4.1	1	39291	Power Pin 2" Ball Hitch		Category 3 & 4
4.2	1	45033	Articulating Ball Hitch Base		
5		45034	Rollover Ball Hitch 1.5" ID Cat.4	All Models	Requires Scale Option
5.1	1	45033	Articulating Ball Hitch Base		
5.2	1	39994	Power Pin 1.5" Ball Cat.3 Hitch		
6		32853	Cat.4 Hitch Base	N600 - N1050	Standard - Replaces 43060
7	1	36241	Cell Hitch		Requires Scale Option
8	1	42550	Cell Clevis Hitch	275RS - 575RS	Requires Scale Option
9		SHCS1-8X5.5	Hex Bolt - 1-8 x 5 1/2 Socket Head Cap Screw		
10		HB1-14X6.5YZ8	Hex Bolt 1-14x6 1/2 Grade 8 Zinc Hex Cap Screw		
11		LN1-8NCZ5	LN 1-8 Zinc Plated Nylon Insert Lock Nut		
12		LN1-14NFZ5	Center Locknuts (1-14) 2-Way Fine Thread		
13	1	45826	Hitch Insert Bushing (2.0"-1.25")	Optional	Requires hitch with 2" Ball
14	1	45827	Hitch Insert Bushing (2.0"-1.5")	Optional	Requires hitch with 2" Ball

# Mechanical Light Kit (43622) - SN 18NRS245 to Current

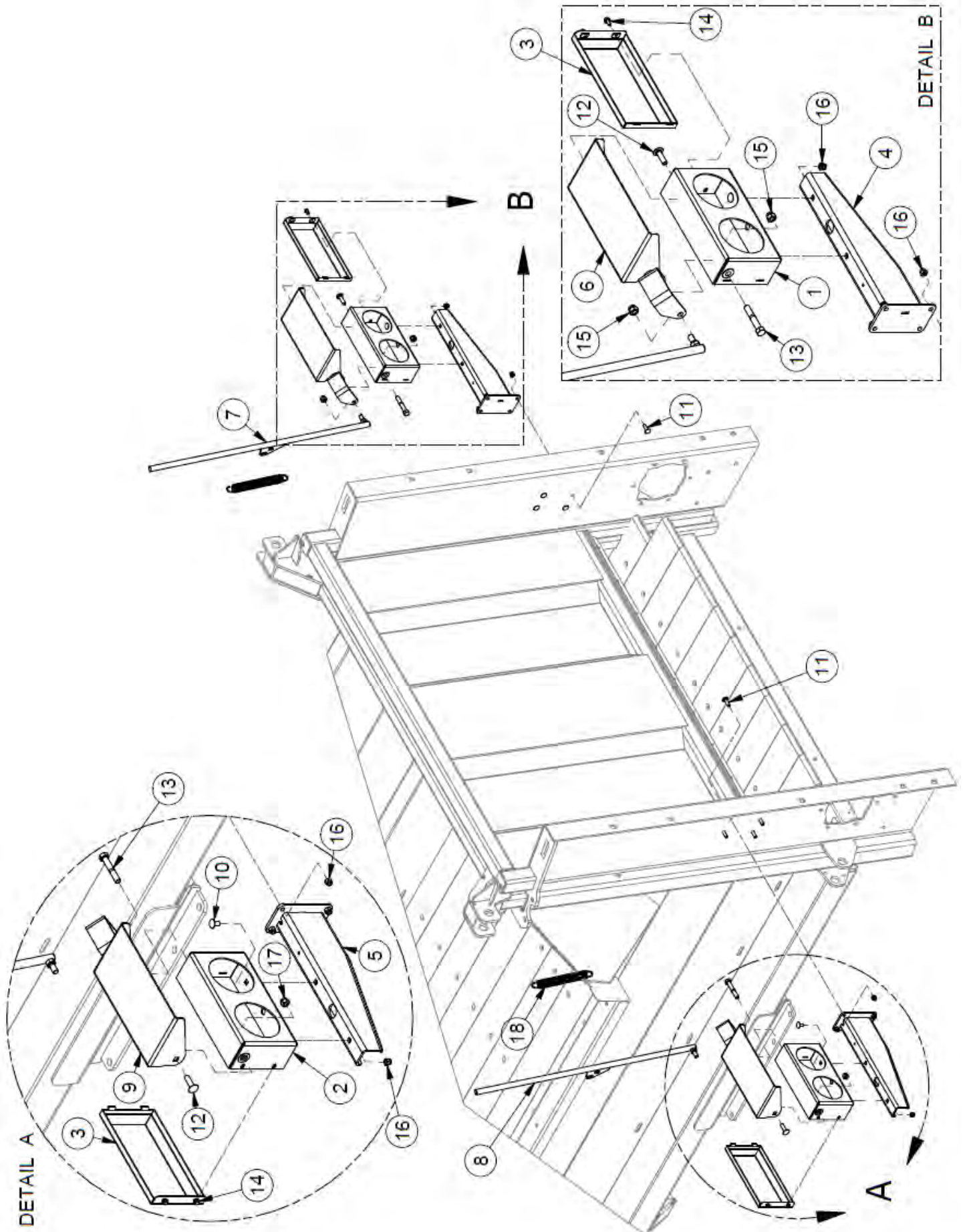
DETAIL C



## Mechanical Light Kit (43622) - SN 18NRS245 to Current

ITEM	QTY	PART NUMBER	DESCRIPTION
1	1	42139	Right Light Bracket
2	1	42140	Left Light Bracket
3	1	42151	Right Manual Light Push Arm
4	1	42152	Left Manual Light Push Arm
5	2	43178	Light Box Cover
6	2	43204	Inner Pin
7	1	43206	Left Light Box
8	1	43207	Right Light Box
9	1	43208	Left Light Cover
10	1	43209	Right Light Cover
11	2	43213	Outer Pin
12	4	CB3/8-16X0.75CZ5	Carriage Bolt - 3/8-16 x 3/4" Grade 5 Zinc
13	8	CB3/8-16X1.25CZ5	Carriage Bolt - 3/8-16 x 1 1/4" Grade 5 Zinc
63	2	HB3/8-16X1.25Z5	Hex Bolt 3/8-16x1 1/4 Gr 5 Zinc Plated Hex Cap Screw
14	6	HBC1/4X0.5	Hex Bolt Cerrated 1/4-20 x 1/2 Zinc Flange Bolt
16	14	LN3/8-16NCZ5	LN 3/8-16 Zinc Plated Nylon Insert Lock Nut
17	2	PP00679	Spring 2-TE 86B (AC-08044, AC-08036)

# Mechanical Light Kit (43622) - Up to SN 18NRS244



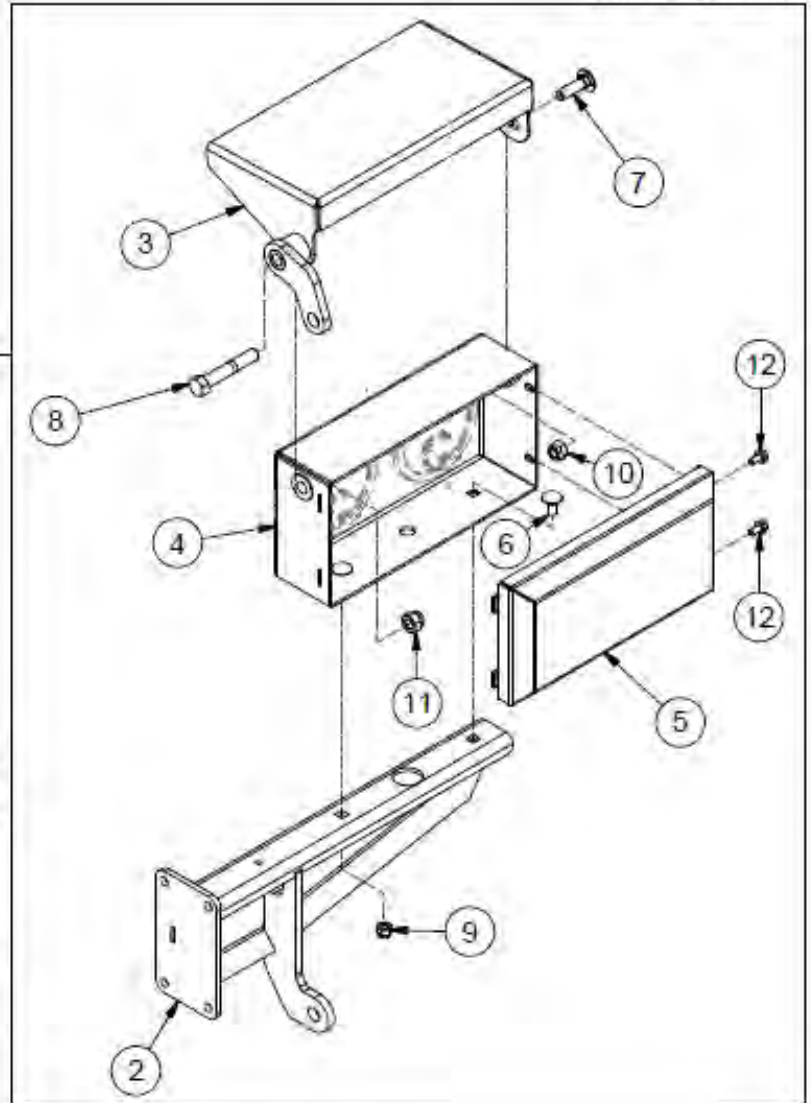


## Mechanical Light Kit (43622) - Up to SN 18NRS244

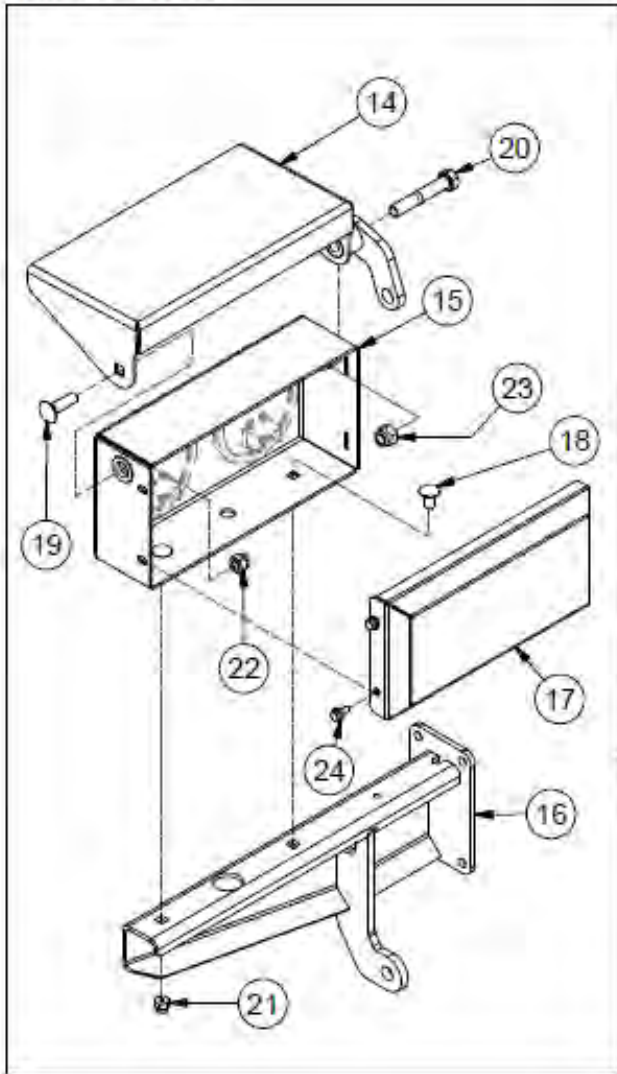
ITEM	QTY	PART NUMBER	DESCRIPTION
1	1	400-356	Right Light Housing
2	1	400-940	Left Light Housing
3	2	400-943	Light Housing Lid
4	2	42139	Right Light Bracket
5	2	42140	Left Light Bracket
6	1	42149	Left Light Cover
7	1	42151	Right Manual Light Push Arm
8	1	42152	Left Manual Light Push Arm
9	1	42153	Right Light Cover
10	8	CB 3/8-16 X0.75 Z5	Carriage Bolt - 3/8-16 x 3/4" Grade 5 Zinc
11	8	CB 3/8-16 X1.25 Z5	Carriage Bolt - 3/8-16 x 1 1/4" Grade 5 Zinc
12	2	CB 7/16-14 X1.5 Z5	Carriage Bolt - 7/16-14 x 1 1/2" Grade 5 Zinc
13	2	HB 1/2-13X3 Z5	Hex Bolt 1/2-13x3 Grade 5 Zinc Plated Hex Cap Screw
14	10	HBC1/4X0.5	Hex Bolt Cerrated 1/4-20 x 1/2 Zinc Flange Bolt
15	2	LN 1/2 N	LN 1/2-13 Zinc Plated Nylon Insert Lock Nut
16	12	LN 3/8 N	LN 3/8-16 Zinc Plated Nylon Insert Lock Nut
17	2	LN 7/16 N	LN 7/16-14 Zinc Plated Nylon Insert Lock Nut
18	2	PP00679	Spring 2-TE 86B (AC-08044, AC-08036)

# Lights - Up to SN 18NRS244

Item 1 - 400-850



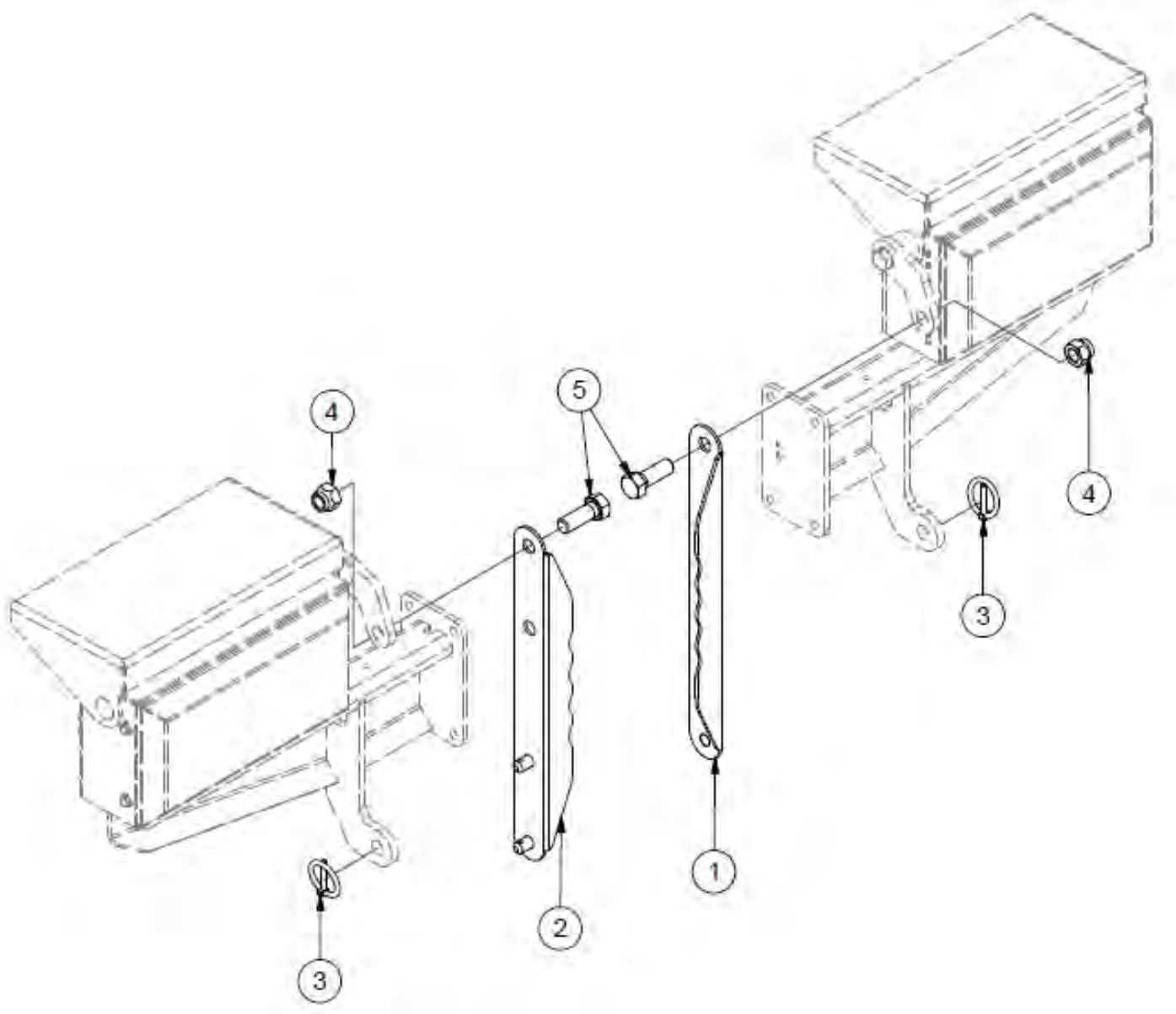
Item 13 - 400-855



## Lights - Up to SN 18NRS244

ITEM	QTY	PART NUMBER	DESCRIPTION
1	1	400-850	Left Light Assembly
2	1	400-354	Left Light Mount Bar
3	1	400-939	Left Light Cover
4	1	400-940	Left Light Housing
5	1	400-943	Light Housing Lid
6	2	CB 3/8-16X 3/4 Z5	Carriage Bolt - 3/8-16 x 3/4" Grade 5 Zinc
7	1	CB 7/16-14X1.1/2 Z5	Carriage Bolt - 7/16-14 x 1 1/2" Grade 5 Zinc
8	1	HB 1/2-13X3.0 Z5	Hex Bolt 1/2-13 x 3" Grade 5 Zinc Plated Hex Cap Screw NC
9	2	LN 3/8 N	Locknuts - 3/8-16 Zinc Plated Nylon Insert Lock Nut
10	1	LN 7/16	Center Locknuts - 7/16-14 Top Lock Nut
11	1	LN 1/2 N	Locknuts - 1/2-13 Zinc Plated Nylon Insert Lock Nut
12	2	HBC14X12	Hex Bolt 1/4-20 x 1/2 Grade 8.2 Zinc Flange Bolt SAE
13	1	400-855	Right Light Assembly
14	1	400-355	Right Light Cover
15	1	400-356	Right Light Housing
16	1	400-941	Right Light Mounting Bar
17	1	400-943	Light Housing Lid
18	2	CB 3/8-16X 3/4 Z5	Carriage Bolt - 3/8-16 x 3/4" Grade 5 Zinc
19	1	CB 7/16-14X1.1/2 Z5	Carriage Bolt - 7/16-14 x 1 1/2" Grade 5 Zinc
20	1	HB 1/2-13X3.0 Z5	Hex Bolt 1/2-13 x 3" Grade 5 Zinc Plated Hex Cap Screw NC
21	2	LN 3/8 N	Locknuts - 3/8-16 Zinc Plated Nylon Insert Lock Nut
22	1	LN 7/16	Center Locknuts - 7/16-14 Top Lock Nut
23	1	LN 1/2 N	Locknuts - 1/2-13 Zinc Plated Nylon Insert Lock Nut
24	2	HBC14X12	Hex Bolt 1/4-20 x 1/2 Grade 8.2 Zinc Flange Bolt SAE

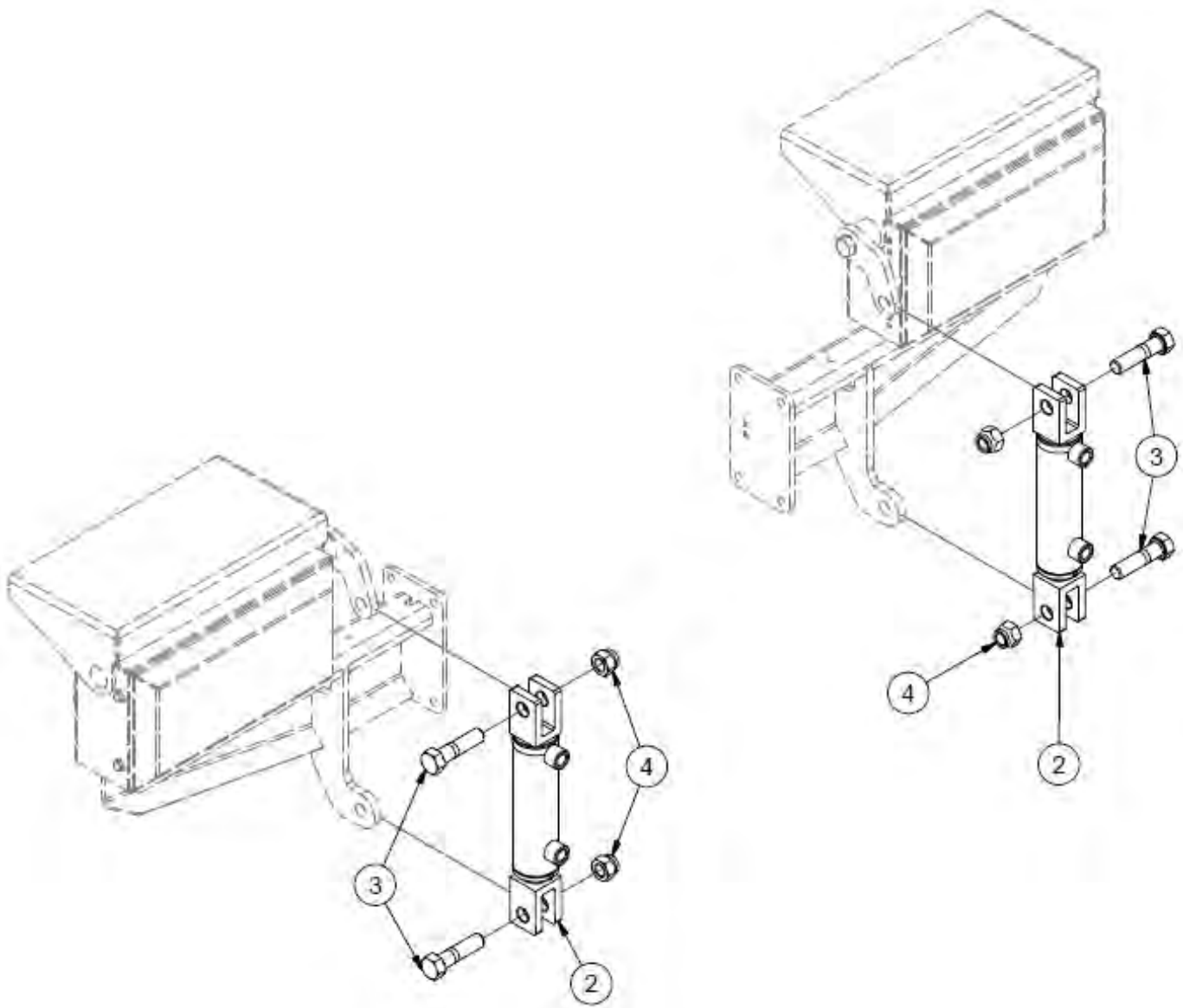
## Manual Light Kit - Up to SN 18NRS244



ITEM	QTY	PART NUMBER	DESCRIPTION
	1	37773	Manual Light Kit Assembly
1	1	37771	Left Light Lid Link
2	1	37772	Right Light Lid Link
3	2	25680	Lynch Pin 3/16 x 1.5
4	2	LN 5/8 N	Locknut - 5/8-11 Zinc Plated Nylon Insert Lock Nut
5	2	HB 5/8-11X1.3/4 Z5	Hex Bolt - 5/8"-11 x 1-3/4" Grade 5 Zinc Plated Hex Cap Screw NC



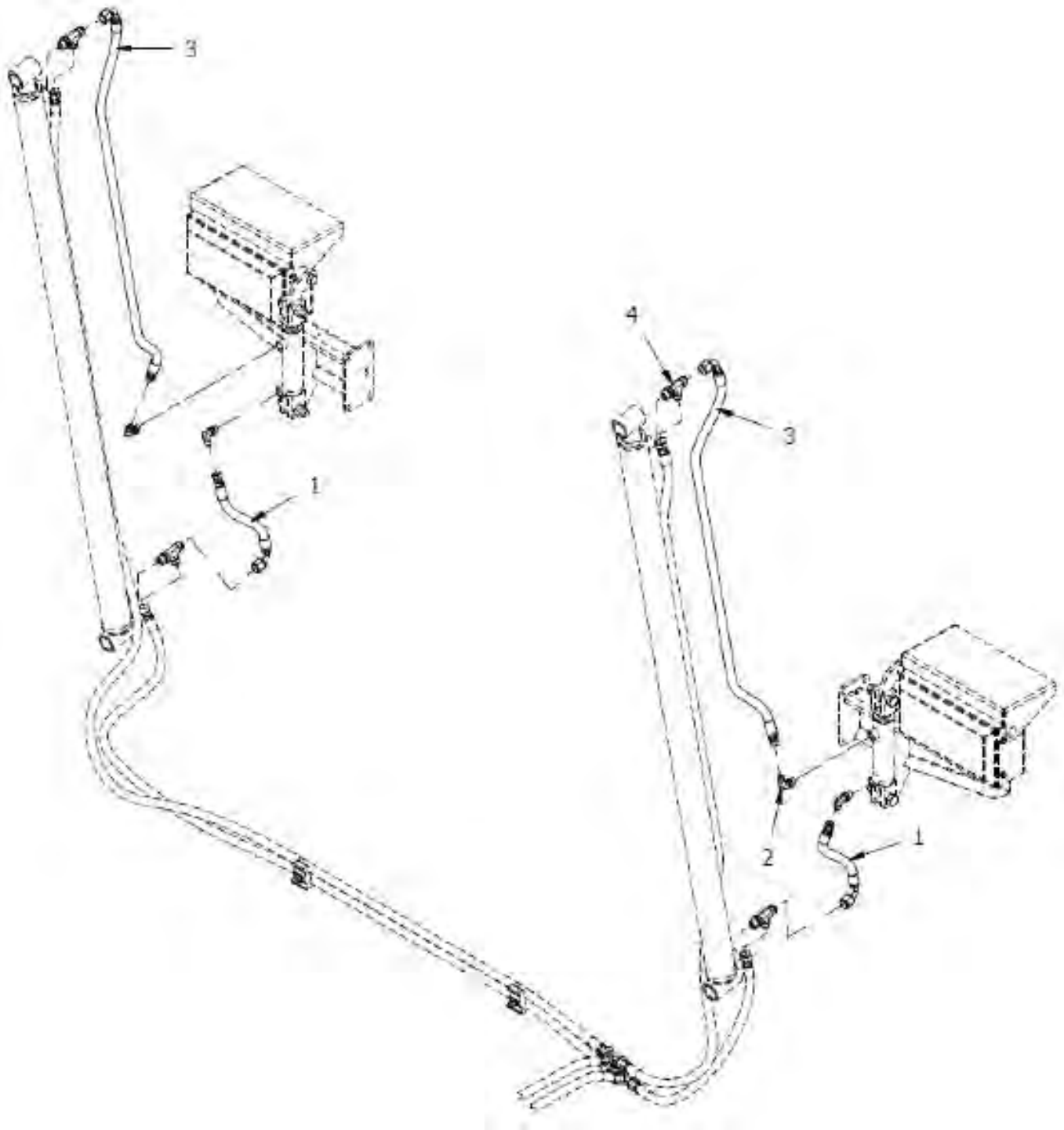
## Hydraulic Light Kit - Up to SN 18NRS244



ITEM	QTY	PART NUMBER	DESCRIPTION
1	1	37768	Complete Hydraulic Kit*
2	2	31326	Hydraulic Cylinder
3	4	HB 5/8-11X2.1/2 Z5	Hex Bolt 5/8-11 x 2 1/2" Grade 5 Zinc Plated Hex Cap Screw NC
4	4	LN 5/8 N	Locknut - 5/8-11 Zinc Plated Nylon Insert Lock Nut

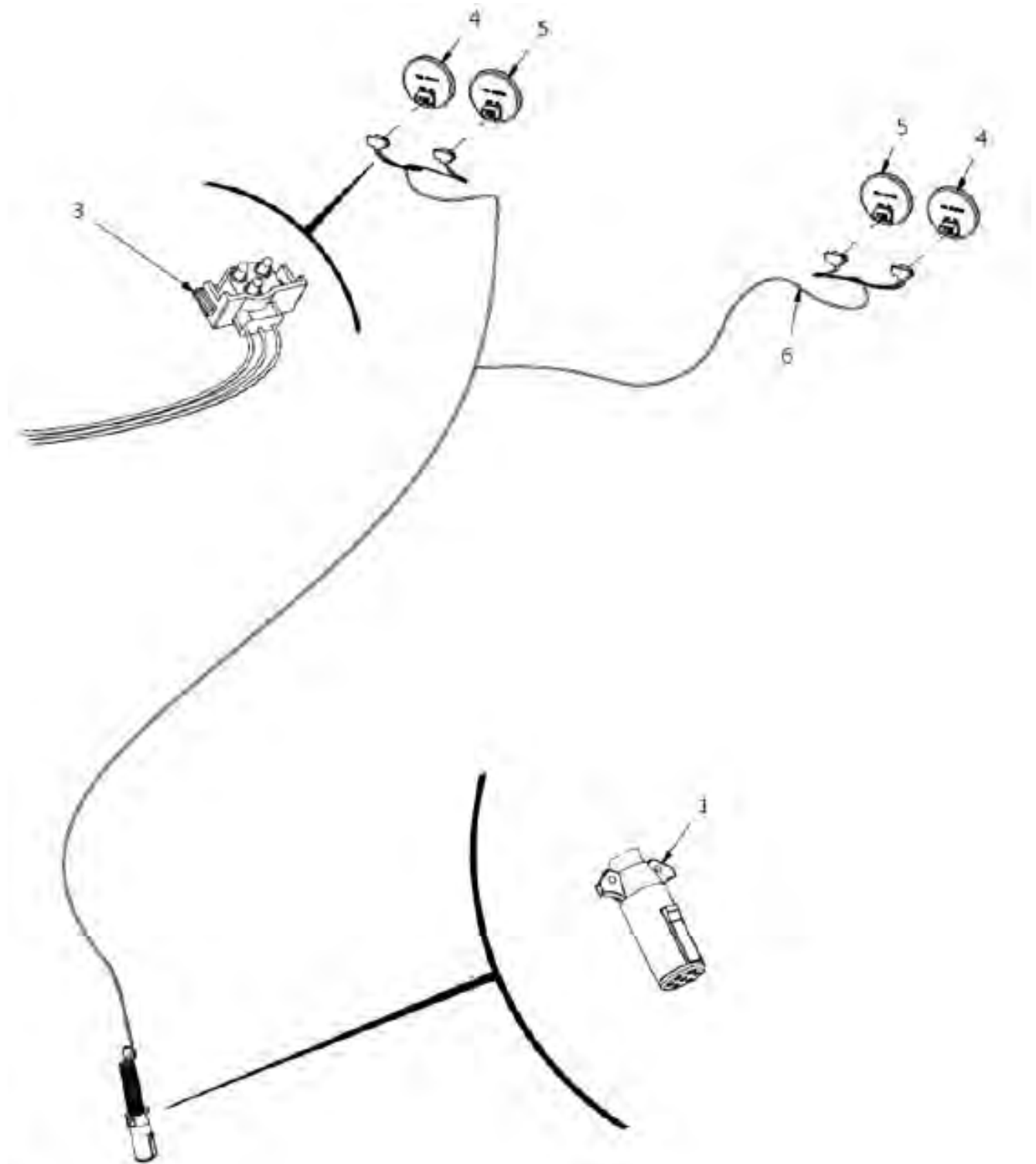
\*Includes hose kit on [pages 3-10,11](#).

## Light Kit Hydraulics - Up to SN 18NRS244



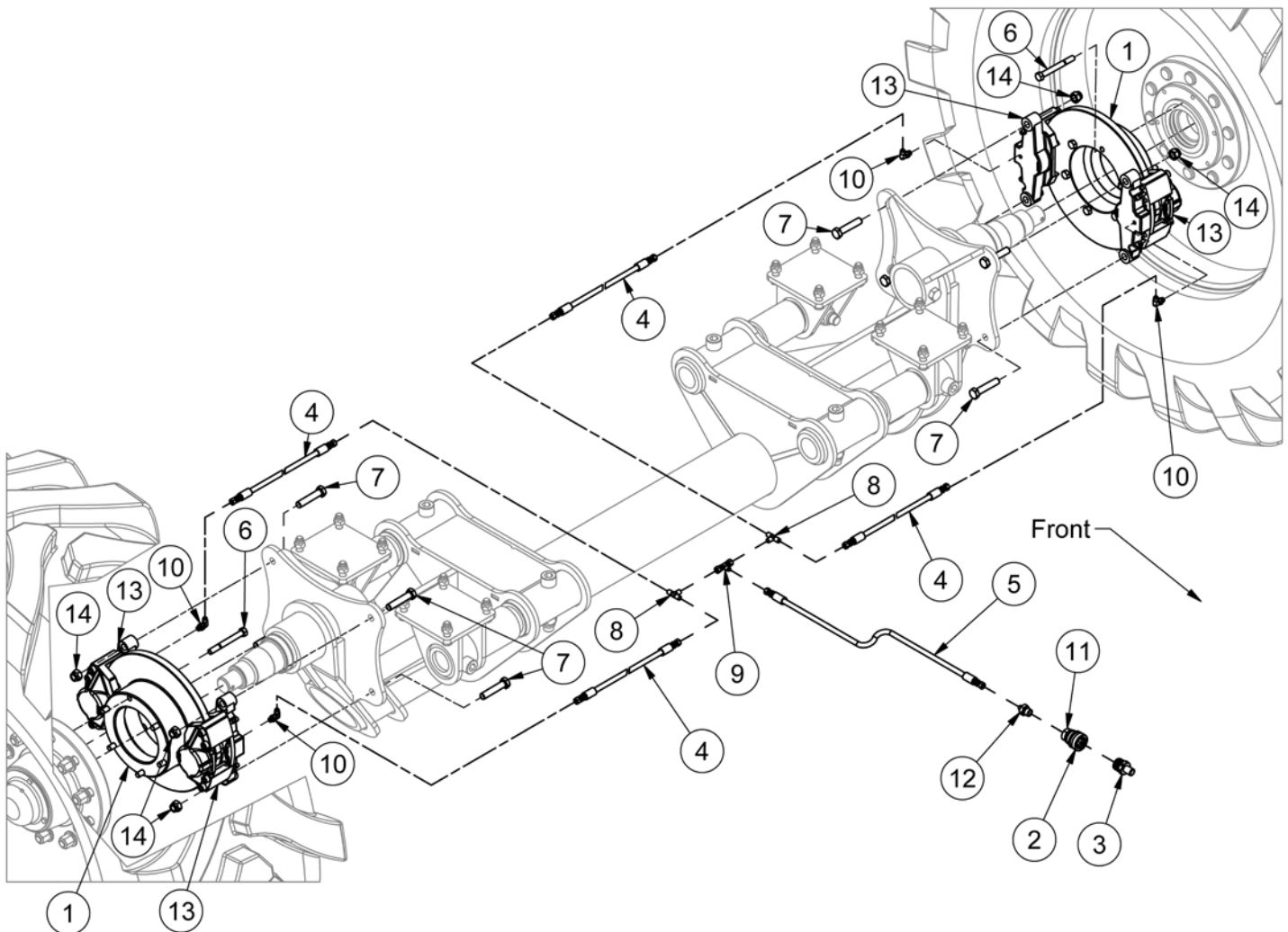
ITEM	QTY	PART NUMBER	DESCRIPTION
1	2	30802	3/8 Hose - 59" (FJX-6, FJX90-6-6)
2	4	HF 6801-6-6	Hydraulic Fitting
3	2	30801	3/8 Hose - 10" (FJX-6, FJX90-6-6)
4	4	HF 6804-6-6	Hydraulic Fitting

## Light Kit Wiring Harness



ITEM	QTY	PART NUMBER	DESCRIPTION
1	1	TL550-200-117	Female 7 Pin Plug
	4	31798	Light Grommet
3	4	31790	Individual Light Wiring
4	2	31788	Red Tail Light
5	2	31789	Amber Tail Light
6	1	36924	Light Wiring Harness
	1	31573	Complete Wiring Kit

## N375SB - Single Axle Brake Kit

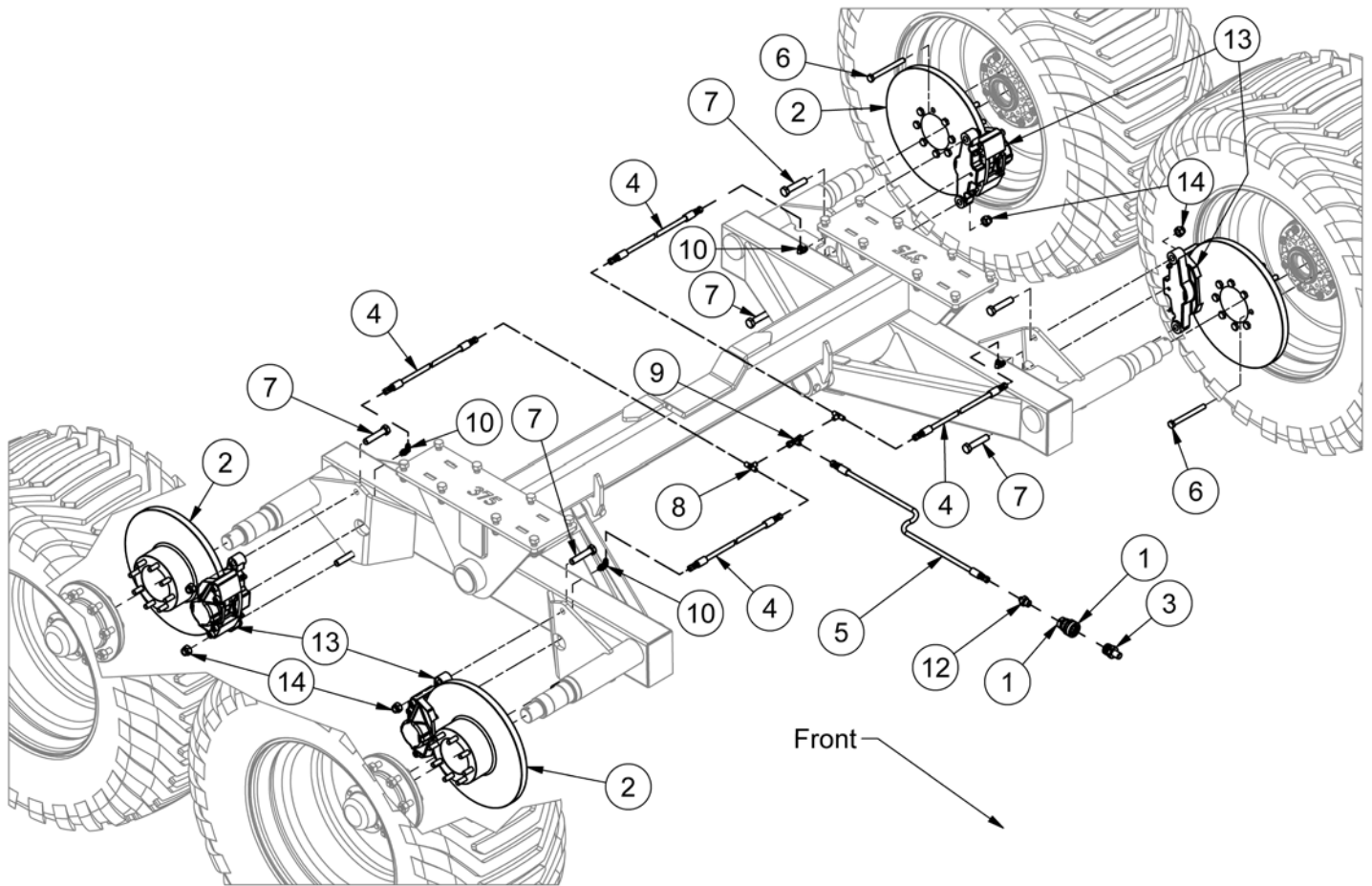


\*Scale ready axle shown.

ITEM	QTY	PART NUMBER	DESCRIPTION	NOTE
1	2	31773	Rotor for 16000# Hub - 9 Bolt	
2	1	36022	Hyd. Quick Coupler- Female- For Nitro Brakes	Inc. Item 11
3	1	37846	Hyd. Quick Coupler- Male- For Nitro Brakes	
4	4	39502	Hose - HH64 4AT1(4G4FJX,4G4FJX)HCL64"	
5	1	46236	Hose - HH444 4AT1(4G4FJX,4G4FJX) HCL444"	
6	18	HB 1/2-20X4.5 Z5	Hex Bolt 1/2-20x4 1/2 Grade 5 Zinc Plated Hex Cap Screw	
7	8	HB 5/8-18 X3 YZ8	Hex Bolt 5/8-18x3 Grade 8 Zinc Hex Cap Screw	
8	2	HF 2603-4	Hydraulic Fitting - Male JIC Tee	
9	1	HF 6603-4-4-4	T- Fitting JIC	
10	4	HF 6801-4-4	Hydraulic Fitting - 90° O-Ring to JIC	
11	1	HF 9500-18MM	Metric Thread Bonded Seal	
12	1	HF 9606-04-S18	Hydraulic Adaptor - 1/4" JIC/M18-1.5	
13	4	LA-11-1527	16000# Caliper	
14	8	LN 5/8 F	Center Locknuts (5/8-18) 2-Way Fine Thread	



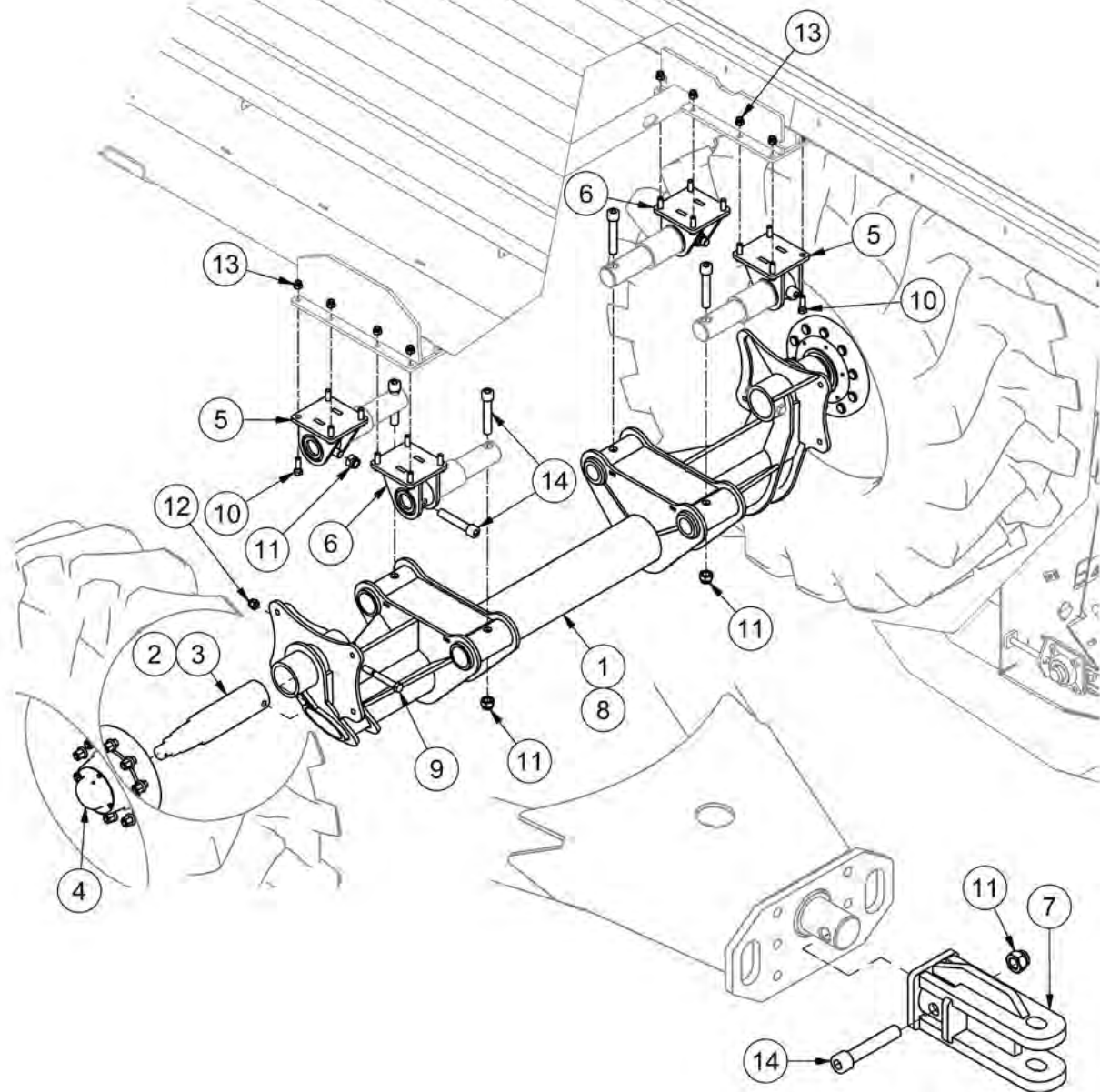
## N375TB - Tandem Axle Brake Kit



\*Non scale ready axle shown.

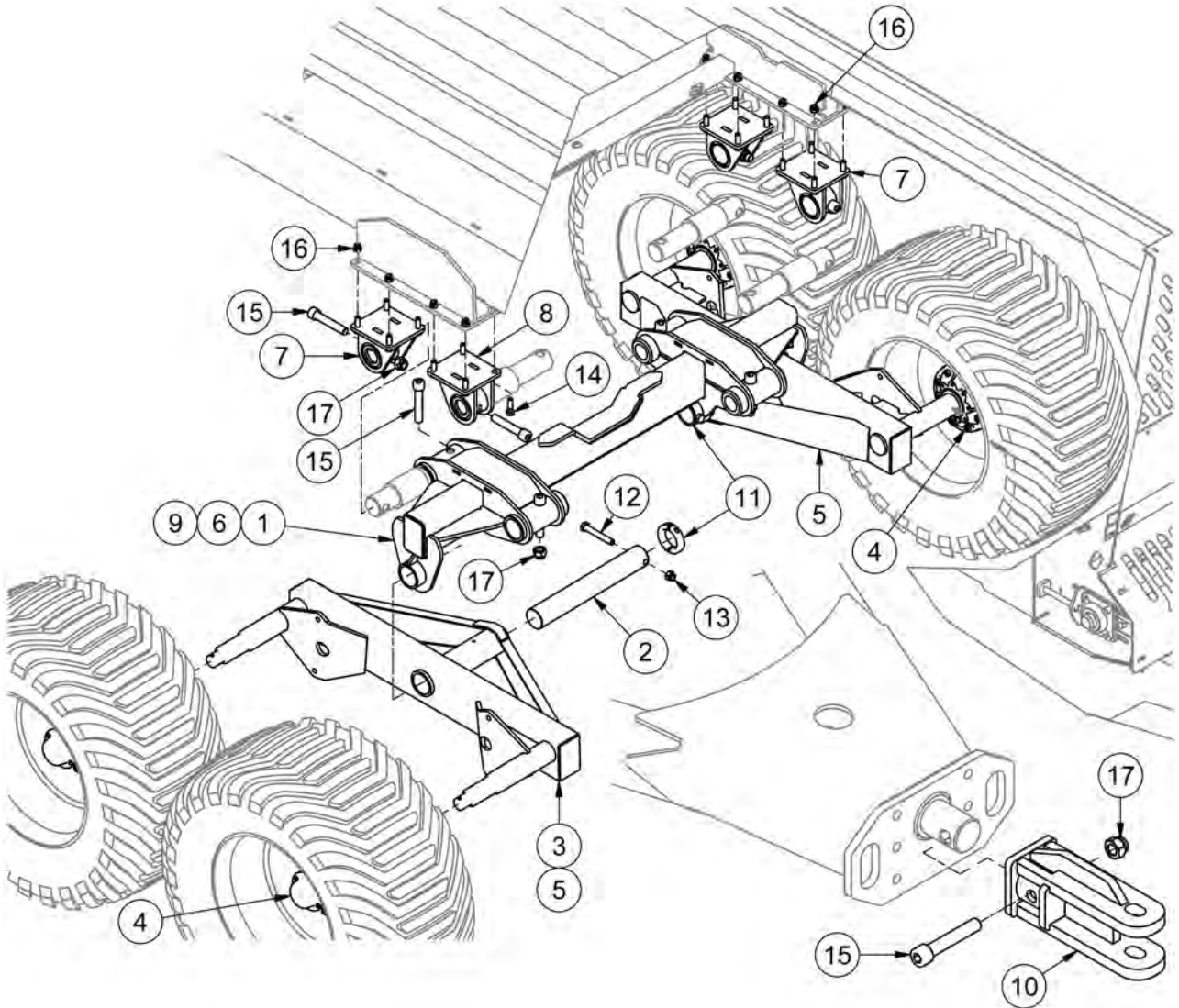
ITEM	QTY	PART NUMBER	DESCRIPTION	NOTE
1	1	36022	Hyd. Quick Coupler- Female- For Nitro Brakes	Inc. Item 11
2	4	36042	12000# Hub Rotor	
3	1	37846	Hyd. Quick Coupler- Male- For Nitro Brakes	
4	4	39502	Hose - HH64 4AT1(4G4FJX,4G4FJX)HCL64"	
5	1	46236	Hose - HH444 4AT1(4G4FJX,4G4FJX) HCL444"	
6	32	HB 1/2-20 X5 YZ8	Hex Bolt 1/2-20x5 Grade 8 Zinc Hex Cap Screw	
7	8	HB 5/8-18 X3 YZ8	Hex Bolt 5/8-18x3 Grade 8 Zinc Hex Cap Screw	
8	2	HF 2603-4	Hydraulic Fitting - Male JIC Tee	
9	1	HF 6603-4-4-4	T- Fitting JIC	
10	4	HF 6801-4-4	Hydraulic Fitting - 90° O-Ring to JIC	
11	1	HF 9500-18MM	Metric Thread Bonded Seal	
12	1	HF 9606-04-S18	Hydraulic Adaptor - 1/4" JIC/M18-1.5	
13	4	LA-11-1527	16000# Caliper	
14	8	LN 5/8 F	Center Locknuts (5/8-18) 2-Way Fine Thread	

## Scale Axle - Single



ITEM	QTY	PART NUMBER	DESCRIPTION	NOTE
1	1	46003	375 Single Scale Axle w/ Mounting	All Parts
2	2	450-140	Complete 16000lb Hub	Items 3,4
3	1	450-435	16000lb Spindle	
4	1	HUB16000	Hub c/w Parts (16000)	
5	2	35812	Left Frame Mount	
6	2	36836	Right Frame Mount	
7	1	42550	Cell Clevis Hitch	
8	1	45892	375 Single Axle Scale	
9	2	HB3/4-10X6Z5	Hex Bolt 3/4-10x6 Grade 5 Zinc Plated Hex Cap Screw	
10	16	HB5/8-11X2Z5	Hex Bolt 5/8-11x2 Grade 5 Zinc Plated Hex Cap Screw	
11	9	LN1-8NCZ5	LN 1-8 Zinc Plated Nylon Insert Lock Nut	
12	2	LN3/4-10NCZ5	LN 3/4-10 Zinc Plated Nylon Insert Lock Nut	
13	16	LN5/8-11NCZ5	LN 5/8-11 Zinc Plated Nylon Insert Lock Nut	
14	9	SHCS1-8X5.5	Hex Bolt - 1-8 x 5 1/2 Socket Head Cap Screw	

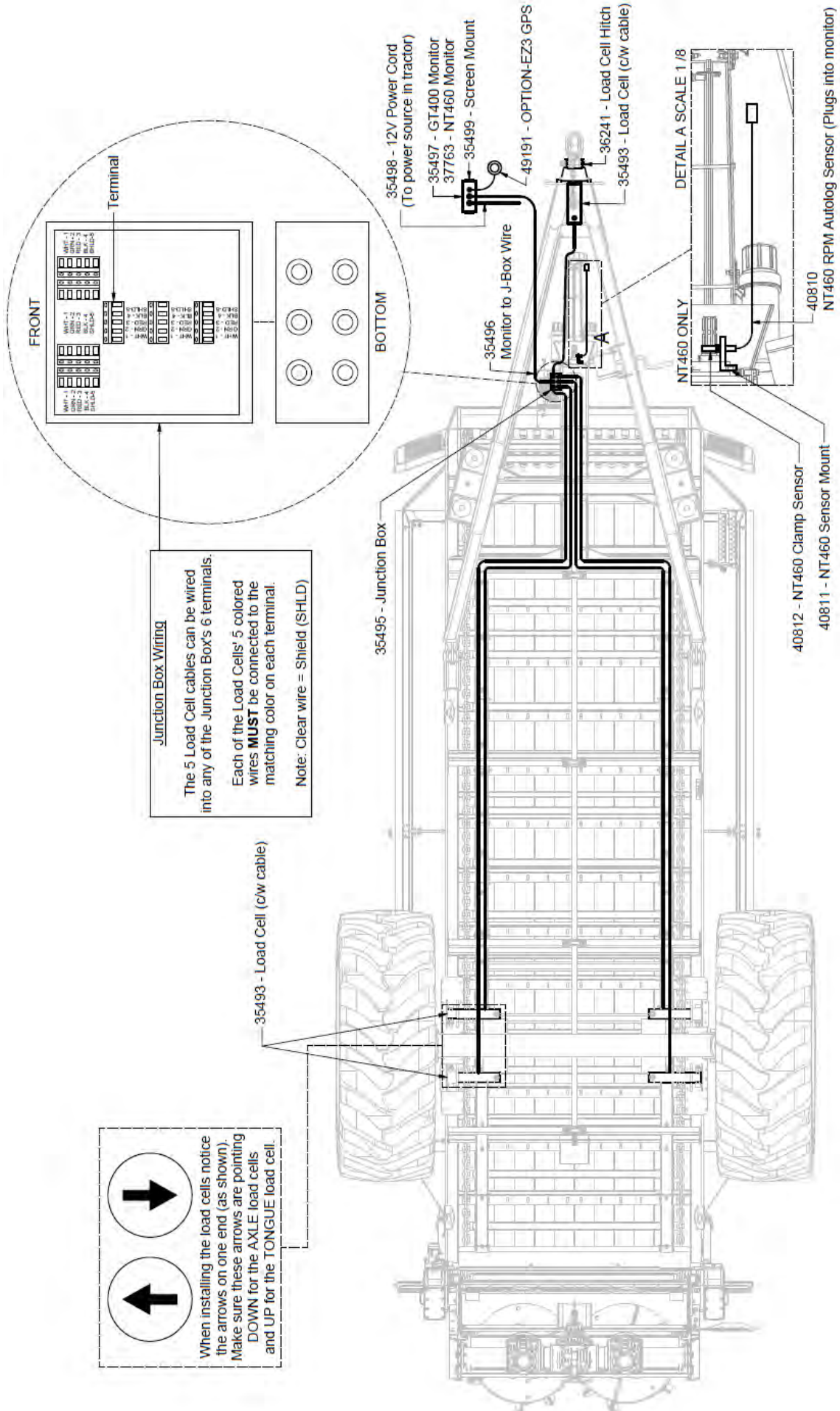
## Scale Axle - Tandem



ITEM	QTY	PART NUMBER	DESCRIPTION	NOTE
1	1	46016	375 Tandem Scale Axle Assembly	All Items
2	2	25502	Walking Beam Pin	
3	2	42855	325/308 Walking Beam w/2 Brake Flanges	Incl. Items 4,5
4	2	HUB 12000	Complete 12000lb Hub	
5	1	48717	325 Walking Beam Weldment w/ Brake Flanges	
6	1	49984	375RS Tandem Scale Axle	Incl. Items 7-10
7	2	35812	Left Frame Mount	
8	2	36836	Right Frame Mount	
9	1	46010	375 Tandem Axle Scale Weldment	
10	1	42550	Cell Clevis Hitch	
11	2	46287	Shaft Collar	
12	2	HB3/4-10X5YZ8	Hex Bolt 3/4-10x5 Gr 8 Zinc Hex Cap Screw	
13	2	LN3/4-16NFZ8	3/4-16 Gr.8 Zinc Nylon Lock Nut	
14	16	HB5/8-11X2Z5	Hex Bolt 5/8-11x2 Gr 5 Zinc Plated Hex Cap Screw	
15	9	SHCS1-8X5.5	Hex Bolt - 1-8 x 5 1/2 Socket Head Cap Screw	
16	16	LN5/8-11NCZ5	LN 5/8-11 Zinc Plated Nylon Insert Lock Nut	
17	9	LN1-8NCZ5	LN 1-8 Zinc Plated Nylon Insert Lock Nut	

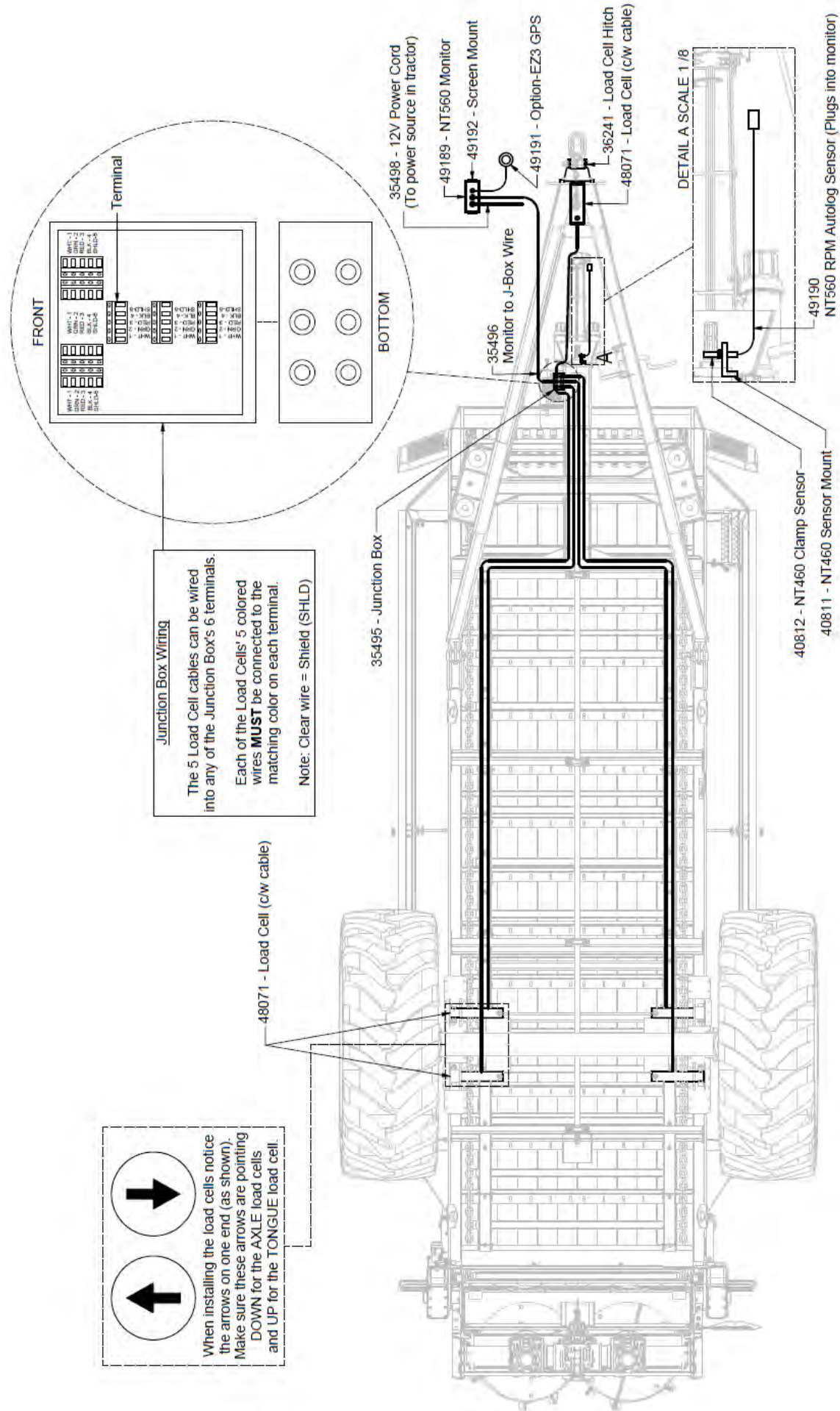


# N750LC (GT400) / N750LCNT460 Scales

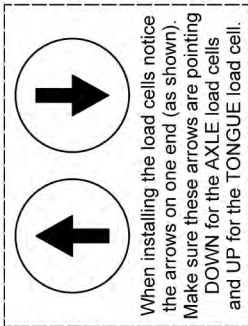
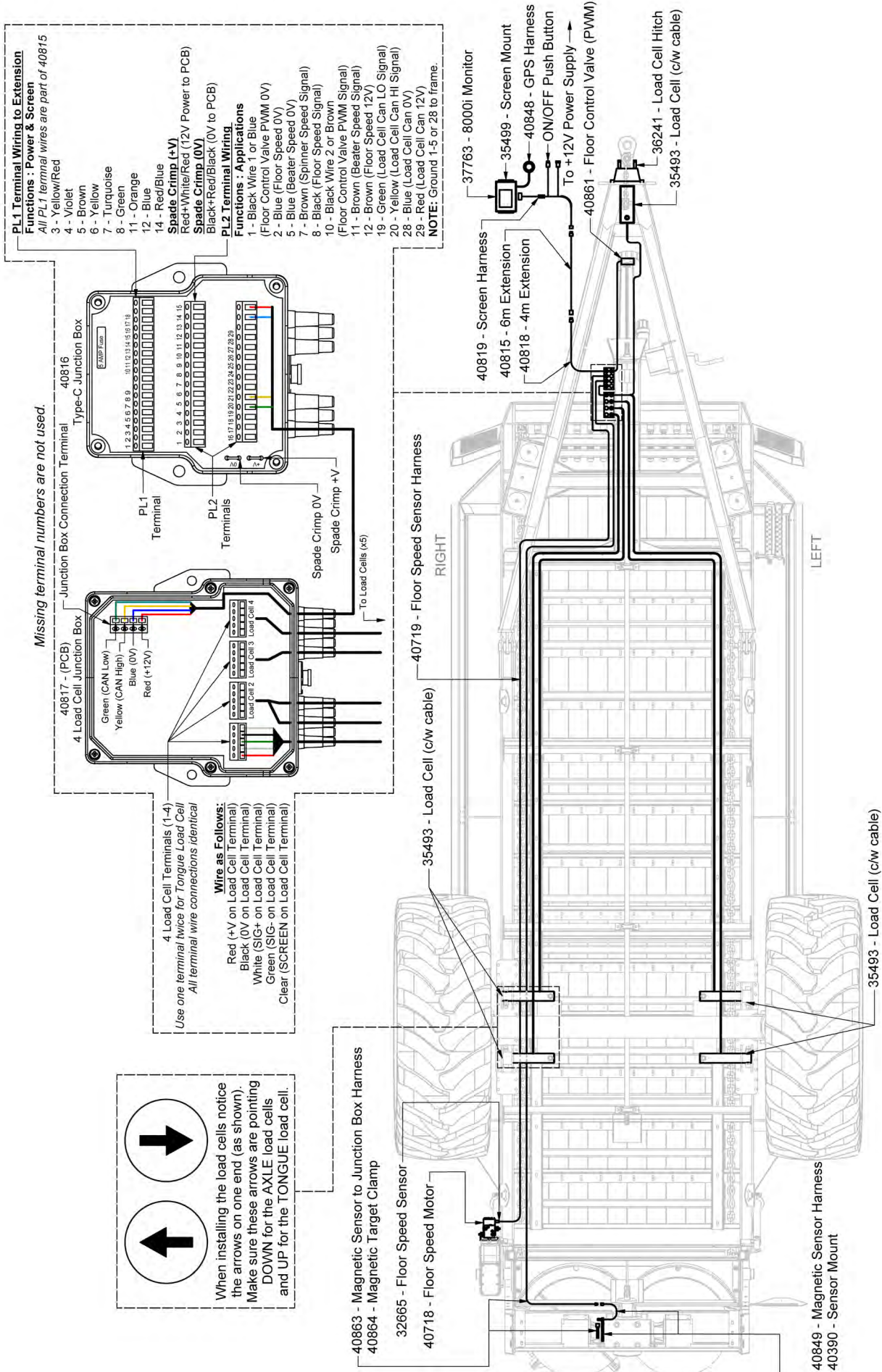





# N750LCNT560 Scales



# N750LCNT8000 Scales



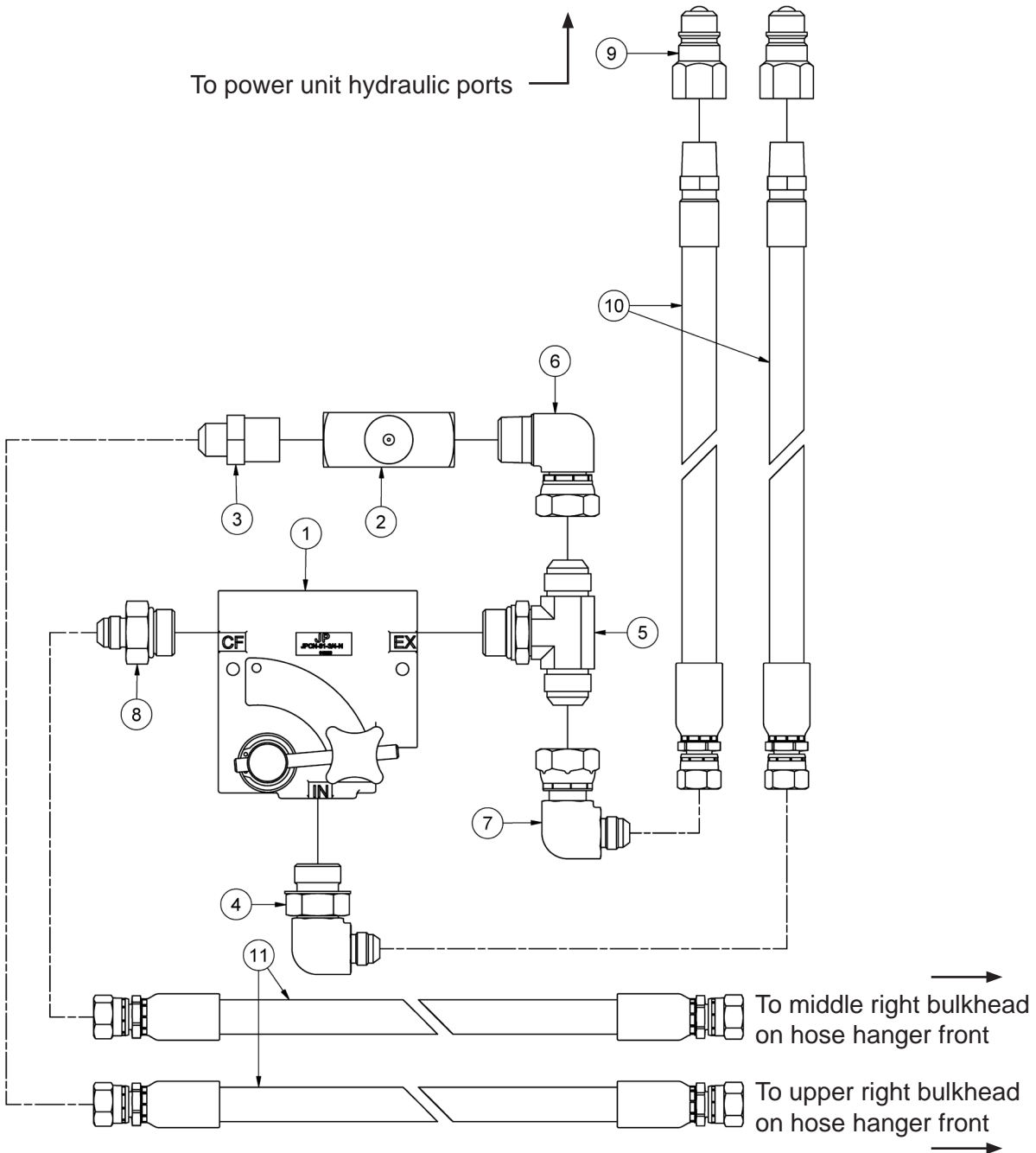
## Flow Control Mounting



ITEM	QTY	PART NUMBER	DESCRIPTION
1	4	FW 1/4	Flatwasher - 1/4" Zinc Plated USS
2	2	HB 1/4-20X3 Z5	Hex Bolt 1/4-20x3 Grade 5 Zinc Plated Hex Cap Screw
3	2	HN 1/2	Hex Nut 1/2"-13 Grade 5 Zinc Plated Finished
4	2	LN 1/4 N	LN 1/4-20 Zinc Plated Nylon Insert Lock Nut

**NOTE:** Manual flow control shown. Electric flow control option has same mounting hardware. See hydraulic layouts for flow control breakdowns.

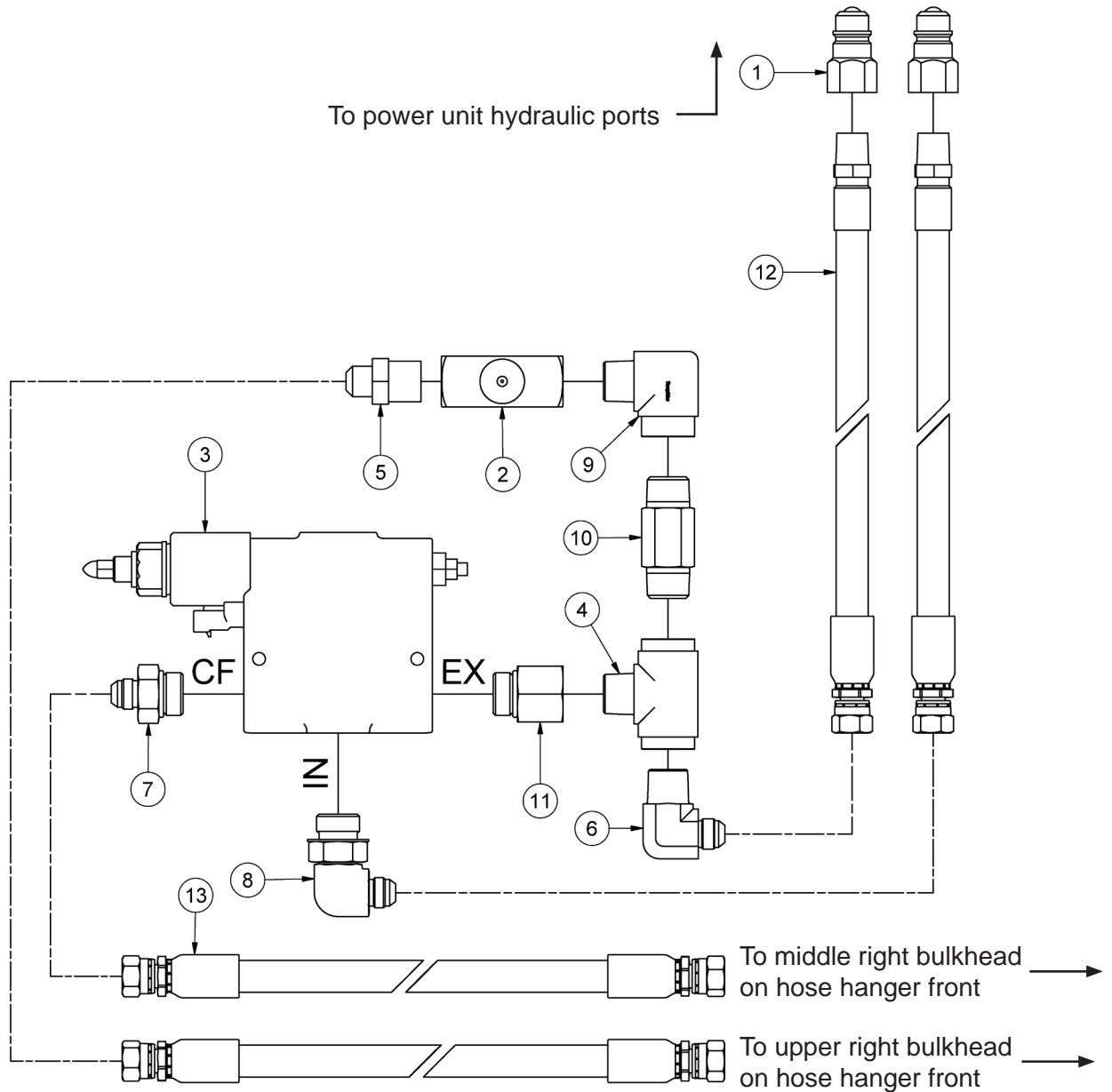
## Manual Flow Control Hydraulic Layout



ITEM	QTY	PART NUMBER	DESCRIPTION
1	1	30855	Flow Control - Pressure Compensated 3/4
2	1	30857	Flow Control Valve - 3/4"
3	1	HF 2404-8-12	Hydraulic Fitting - Union
4	1	HF 6801-8-12	Hyd. Fitting - 1/2" JIC - 3/4" 90 Degree Elbow
5	1	HF 6803-12-12-12	Hyd. Fitting Male JIC Male JIC Male ORB Tee
6	1	HF 6501-12-12	Hyd. Fitting 90° 3/4 MNPT - 3/4 FJXH
7	1	HF 6500-8-12	Hyd. Fitting 1/2 Male JIC - 3/4 Female JIC 90°
8	1	HF 6400-8-12	Hyd. Fitting
9	2	HF 8010-4	Quickcoupler 1/2" Male Tip
10	2	30661	HH 1/2 72",8FJX,8MP
11	2	37987	HH 1/2 48",8FJX,8FJX

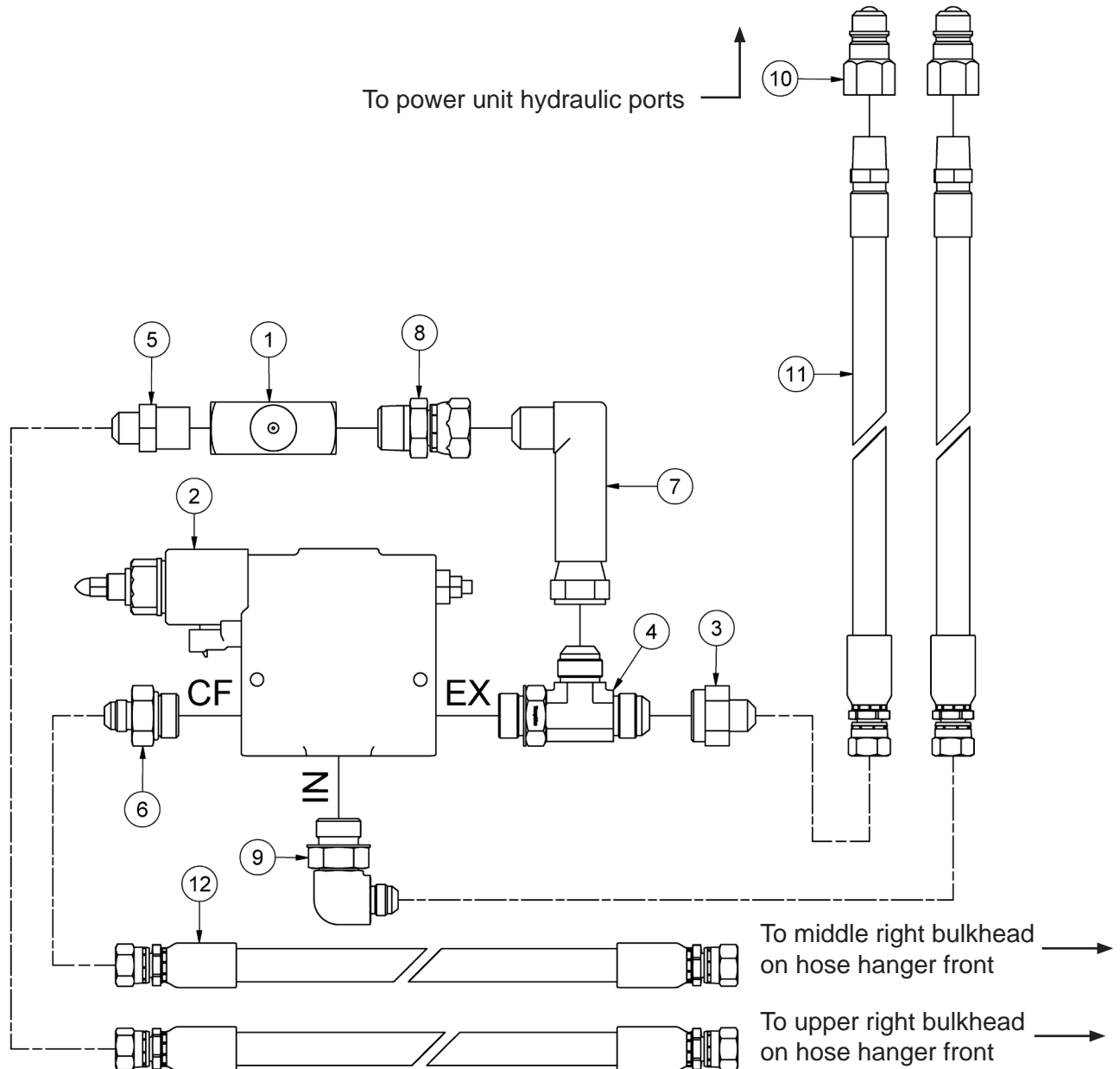


## Electric Flow Control Hydraulic Layout - Original



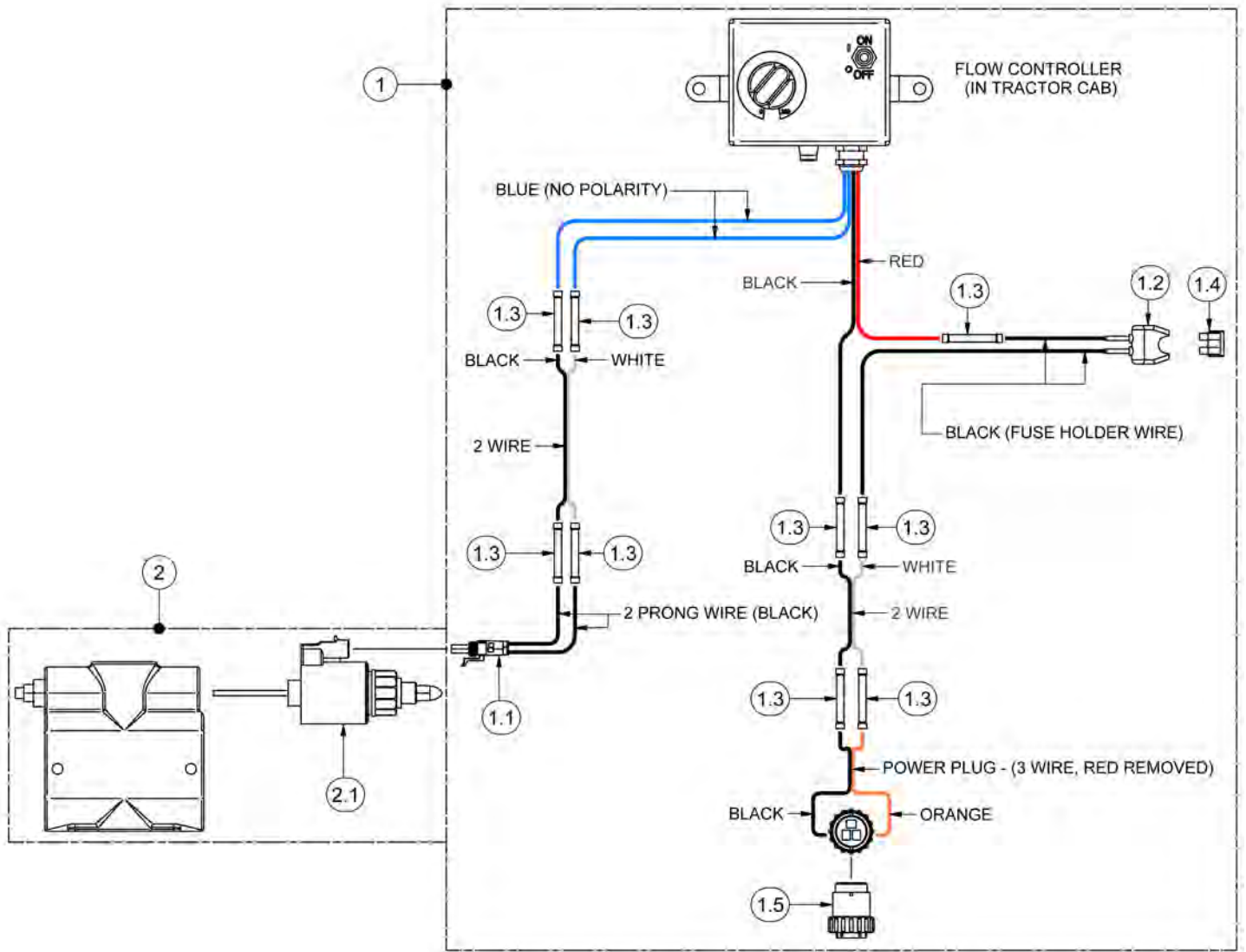
ITEM	QTY	PART NUMBER	DESCRIPTION	NOTE
1	2	HF 8010-4	Quickcoupler 1/2" Male Tip	
2	1	30857	Flow Control Valve - 3/4"	
3	1	37976	Electric Flow Control	Brkdwn <a href="#">Pg.3-24</a>
4	1	HF 5604-12-12	3/4 FNPT X 1/2 MNPT Branch Tee	
5	1	HF 2404-8-12	Hydraulic Fitting - Union	
6	1	HF 2501-8-12	Hydraulic Elbow Fitting - MJIC-MNPT	
7	1	HF 6400-8-12	Hyd. Fitting	
8	1	HF 6801-8-12	Hyd. Fitting - 1/2" JIC - 3/4" 90 Degree Elbow	
9	1	HF 5502-12-12	Hyd. Fitting - 90 Deg. Elbow 12-12	
10	1	HF 5404-L-12-12	Hyd. Fitting 3/4" X 3/4" MNPT Hex Nipple 3" Long	
11	1	HF 6405-12-12	Hydraulic Fitting - Male SAE-ORB to Female NPT	
12	2	30661	1/2" Hydraulic Hose (8FJX,8MP) - 69"	
13	2	37987	1/2" Hydraulic Hose (8FJX,8FJX) - 73"	

## Electric Flow Control Hydraulic Layout - Current



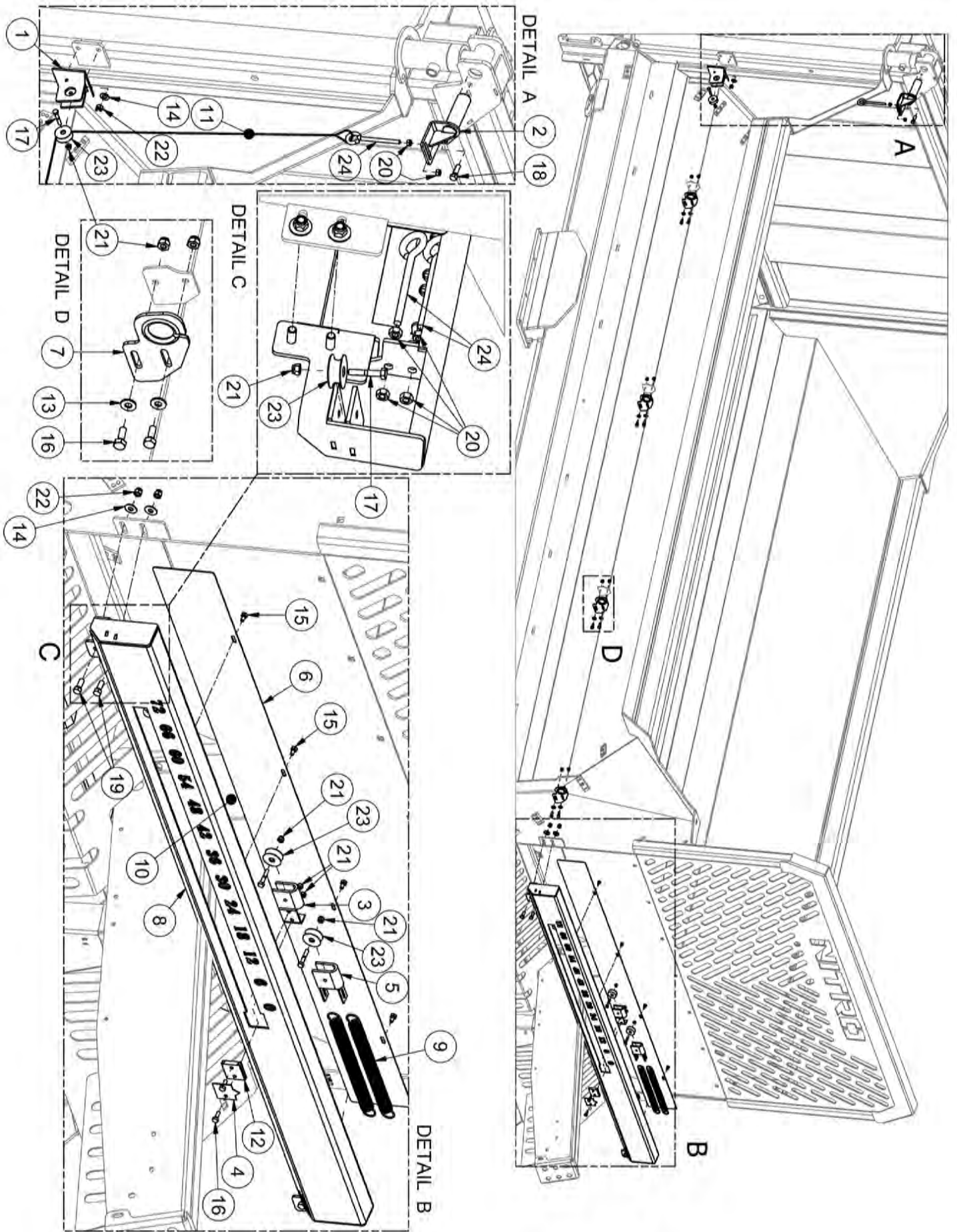
ITEM	QTY	PART NUMBER	DESCRIPTION	NOTE
1	1	30857	Flow Control Valve - 3/4"	
2	1	37976	Electric Flow Control	Brkdwn <a href="#">Pg.3-24</a>
3	1	HF 2406-12-8	Hydraulic Adapter Fitting JIC	
4	1	HF 6804-12-12-12	Hydraulic Tee Fitting - SAE-ORB - MJICs	
5	1	HF 2404-8-12	Hydraulic Fitting - Union	
6	1	HF 6400-8-12	Hyd. Fitting	
7	1	HF 6500-L-12-12-FG	MJ-FJS 90° Elbow Long	
8	1	HF 6505-12-12	Male Pipe To Female JIC Swivel	
9	1	HF 6801-8-12	Hyd. Fitting - 1/2" JIC - 3/4" 90 Degree Elbow	
10	2	HF 8010-4	Quickcoupler 1/2" Male Tip	
11	2	30661	1/2" Hydraulic Hose (8FJX,8MP) - 69"	
12	2	37987	1/2" Hydraulic Hose (8FJX,8FJX) - 73"	

## Electric Flow Control Wiring



ITEM	QTY	PART NUMBER	DESCRIPTION
1	1	45344	Electric Flow Controller
1.1	1	37970	2 Prong Plug
1.2	1	TL82-2164	Fuse Holder
1.3	9	EL23662	Wire Connector
1.4	1	TL550-100-079	15 AMP Fuse
1.5	2	TB109-110-307	Power Plug
2	1	45345	Electric Flow Control
2.1	1	37968	Solenoid

# Endgate Indicator - 45861



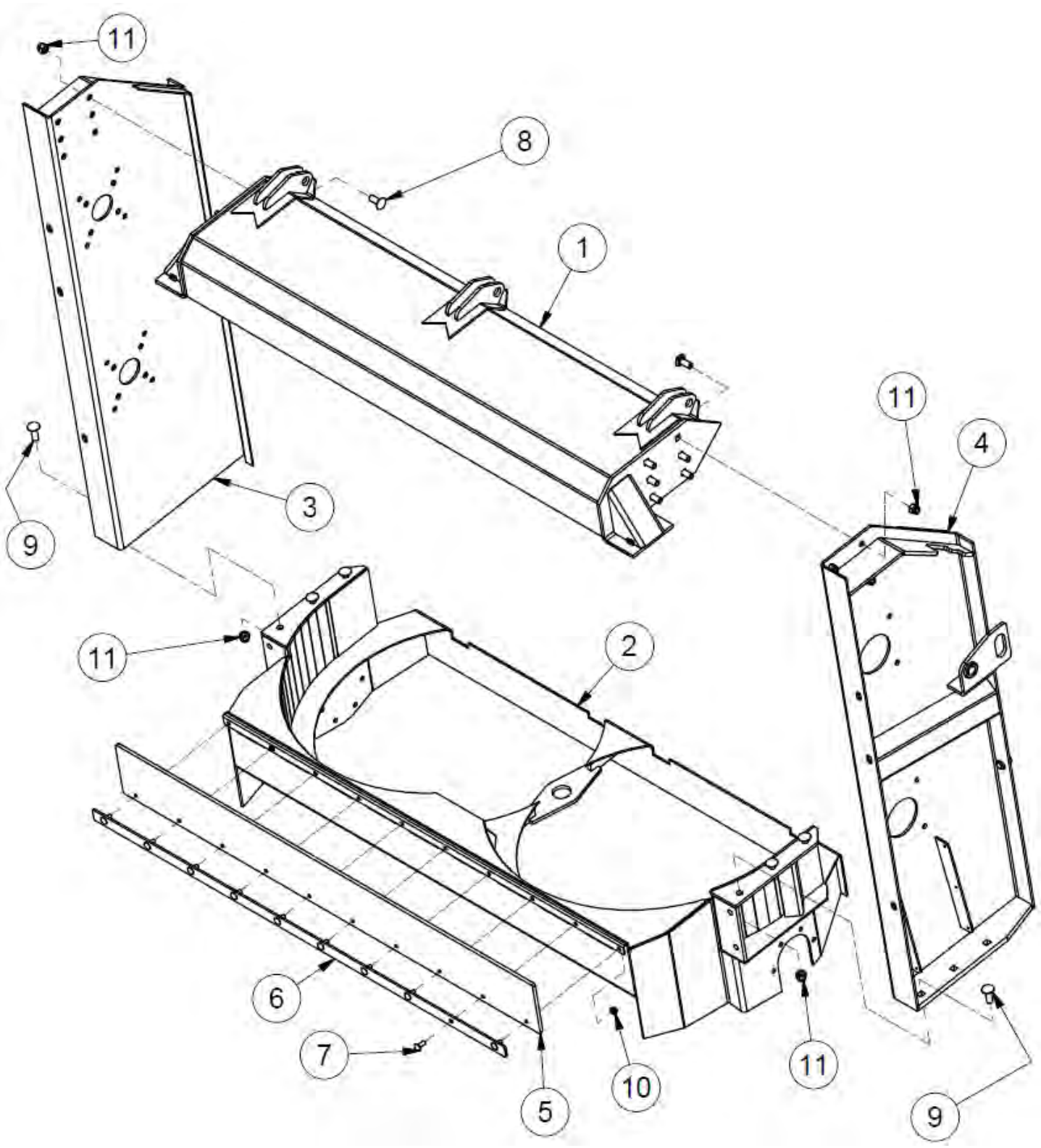


## Endgate Indicator - 45861

ITEM	QTY	PART NUMBER	DESCRIPTION
1	1	45313	Pulley Mount
2	1	45314	Endgate Cable Pin
3	1	45407	Indicator Slider Mount
4	1	45409	Indicator Arrow
5	1	45410	Spring Tensioner Pulley
6	1	45858	Indicator Back Panel
7	4	45859	Indicator Wire Mount
8	1	45860	375 Indicator (Weldment)
9	2	46086	Spring 12.0 X 1.0 X .105
10	1	48200	Front Indicator Cable - .125" x 58"
11	1	48205	Side Indicator Cable - .125" x 297"
12	1	BF5000-183	Indicator Slider
13	8	FW 1/4	Flatwasher - 1/4" Zinc Plated USS
14	6	FW 3/8	Flatwasher - 3/8" Zinc Plated USS
15	4	HB1/4-20X0.5Z5	Hex Bolt 1/4-20x1/2 Grade 5 Zinc Plated Hex Cap Screw
16	8	HB1/4-20X0.75Z5	Hex Bolt 1/4-20x3/4 Grade 5 Zinc Plated Hex Cap Screw
17	4	HB1/4-20X1.5Z5	Hex Bolt 1/4-20x1 1/2 Grade 5 Zinc Plated Hex Cap Screw
18	1	HB3/8-16X1.25Z5	Hex Bolt 3/8-16x1 1/4 Grade 5 Zinc Plated Hex Cap Screw
19	6	HB3/8-16X1Z5	Hex Bolt 3/8-16x1 Grade 5 Zinc Plated Hex Cap Screw
20	6	HN 5/16	Hex Nut 5/16"-18 Grade 5 Zinc Plated Finished
21	14	LN1/4-20NCZ5	LN 1/4-20 Zinc Plated Nylon Insert Lock Nut
22	26	LN3/8-16NCZ5	LN 3/8-16 Zinc Plated Nylon Insert Lock Nut
23	4	PP00423	Pulley
24	3	PP00682	Eye Bolt - 5/16-18 x 4" Shank Zinc Plated Turned

# Section 4 - Option - Poultry Beaters

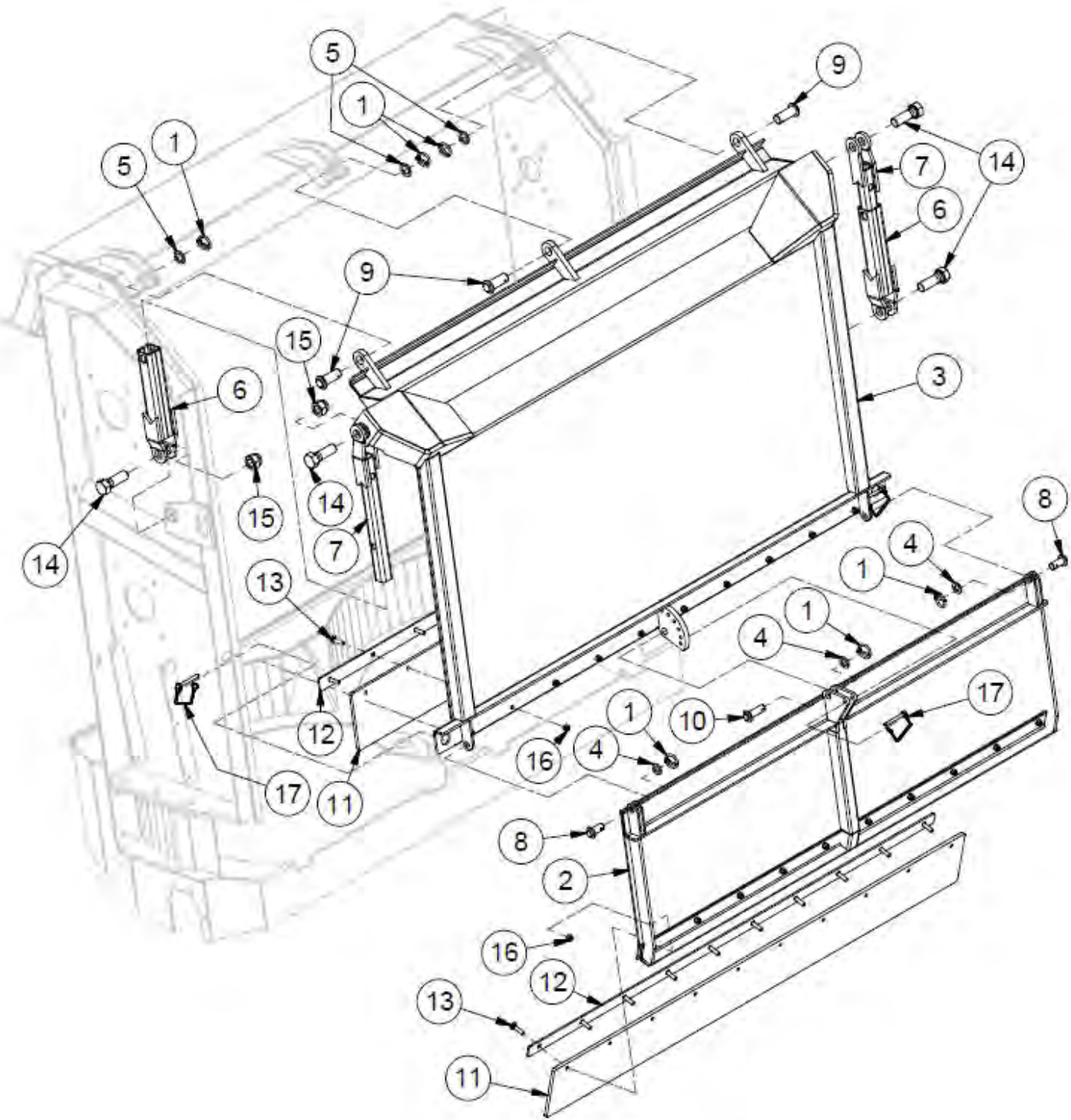
## Poultry Beaters - Frame



## Poultry Beaters - Frame

ITEM	QTY	PART NUMBER	DESCRIPTION
1	1	40334	Beater Gate Mount Asm
2	1	40335	Spinner Mounting Asm
3	1	40337	Beater Right Panel Asm
4	1	40338	Beater Left Panel
5	1	450-441	2 Ply Rubber Belt-V600,V450 (7.0 x 62.5)
6	1	600-790	Rubber Hold Down
7	10	CB 3/8-16 X1 Z5	Carriage Bolt - 3/8-16 x 1" Grade 5 Zinc
8	12	CB 5/8-11 X1.5 Z5	Carriage Bolt - 5/8-11 x 1 1/2" Grade 5 Zinc
9	6	CB 5/8-11 X1.75 Z5	Carriage Bolt - 5/8-11 x 1 3/4" Grade 5 Zinc
10	10	HNC3/8	Serrated Hex Nut
11	12	LN 5/8 N	LN 5/8-11 Zinc Plated Nylon Insert Lock Nut

# Poultry Beaters - Endgate

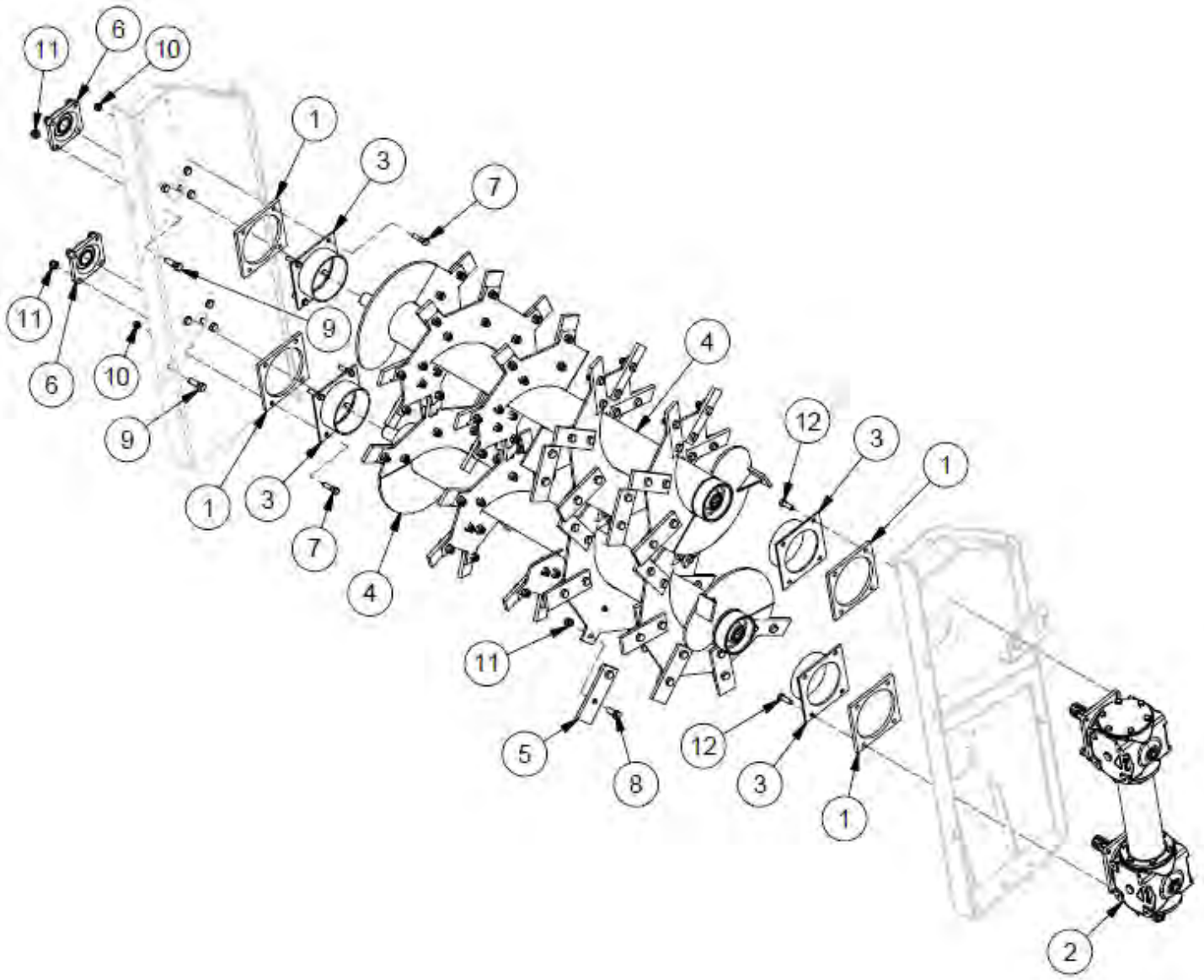




## Poultry Beaters - Endgate

ITEM	QTY	PART NUMBER	DESCRIPTION
1	6	25680	Lynch Pin 3/16 x 1.5
2	1	40332	Lower Gate
3	1	40333	Upper Gate
4	3	40365	Beater Gate Washer S
5	3	40367	Gate Hinge Washer L
6	2	40389	Sliding Hinge Celvice ASM
7	2	40393	Sliding Hinge Arm ASM
8	2	40590	Lower Poultry Beater Pin
9	3	40591	Top Poultry Beater Pin
10	1	42176	Center Gate Pin
11	3	450-441	Rubber Seal
12	3	600-790	Rubber Hold Down
13	20	CB 3/8-16 X1.5 Z5	Carriage Bolt - 3/8-16 x 1 1/2" Grade 5 Zinc
14	4	HB 1-8X3 Z5	Hex Bolt 1-8x3 Grade 5 Zinc Plated Hex Cap Screw
15	4	LN 1 N	LN 1-8 Zinc Plated Nylon Insert Lock Nut
16	20	LN 3/8 N	LN 3/8-16 Zinc Plated Nylon Insert Lock Nut
17	3	LP B1997	Pin - Lock Pin 5/16 x 2 1/2

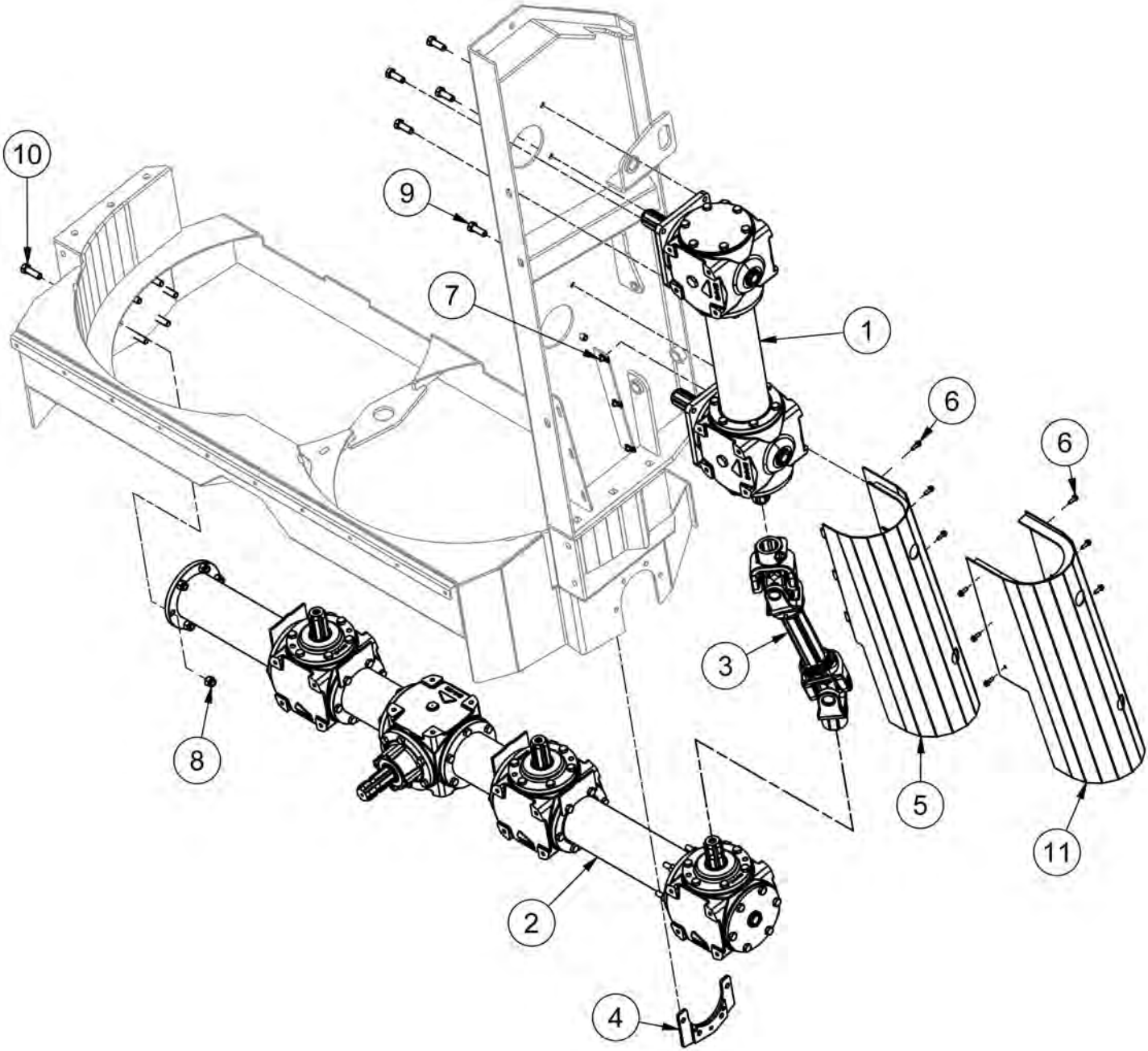
## Poultry Beaters - Beaters



## Poultry Beaters - Beaters

ITEM	QTY	PART NUMBER	DESCRIPTION
1	4	36723	Inside Plate for Beaters
2	1	37827	Gear Box- Side Poultry
3	4	37936	Beater End Covers
4	2	40356	Poultry Beater for 375,450,525,600 Nitro
5	56	400-438	Beater Paddle
6	2	BEA UCF209-28R3	Flange Bearing -Triple Seal- Ductile Iron
7	8	HB 1/2-13X2 Z5	Hex Bolt 1/2-13x2 Grade 5 Zinc Plated Hex Cap Screw
8	112	HB 5/8-11X1.75 Z5	Hex Bolt 5/8-11x1 3/4 Grade 5 Zinc Plated Hex Cap Screw
9	8	HB 5/8-11X2 Z5	Hex Bolt 5/8-11x2 Grade 5 Zinc Plated Hex Cap Screw
10	8	LN 1/2 N	LN 1/2-13 Zinc Plated Nylon Insert Lock Nut
11	120	LN 5/8 N	LN 5/8-11 Zinc Plated Nylon Insert Lock Nut
12	8	M14X40X2	Metric Bolt

# Poultry Beaters - Drivelines

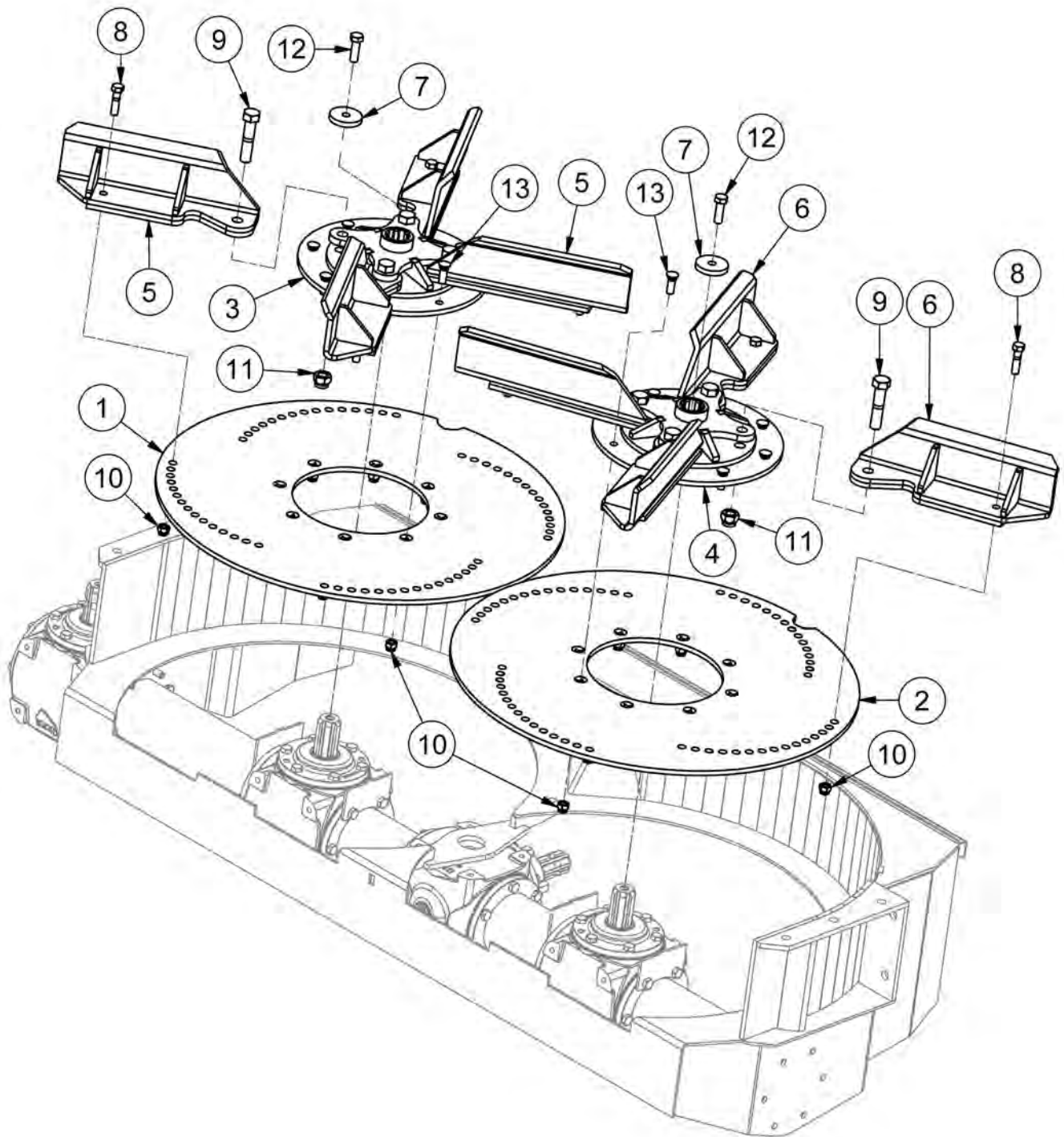




## Poultry Beaters - Drivelines

ITEM	QTY	PART NUMBER	DESCRIPTION	NOTE
1	1	37827	Gear Box - Side Poultry	
2	1	37828	Gear Box - Lower Poultry	
3	1	39998	PTO Cross Drive Shaft	
4	1	42173	Bottom Gearbox Support	
11	1	40259	PTO Shield	Original
5	1	51492	PTO Shield	Current
6	9	HBC1/4X0.75	Hex Bolt Cerrated 1/4-20 x 3/4 Zinc Flange Bolt	
7	3	HNP5/16-18	5/16"-18 Screw Panel U-Nut	
8	6	LN14-2CZ5	Locknut - M14-2 Zinc Plated Nylon Insert Lock Nut	
9	8	M14X40X2	Metric Bolt	
10	8	M14X45X2	Metric Bolt	

# Poultry Beaters - Spinners



## Poultry Beaters - Spinners

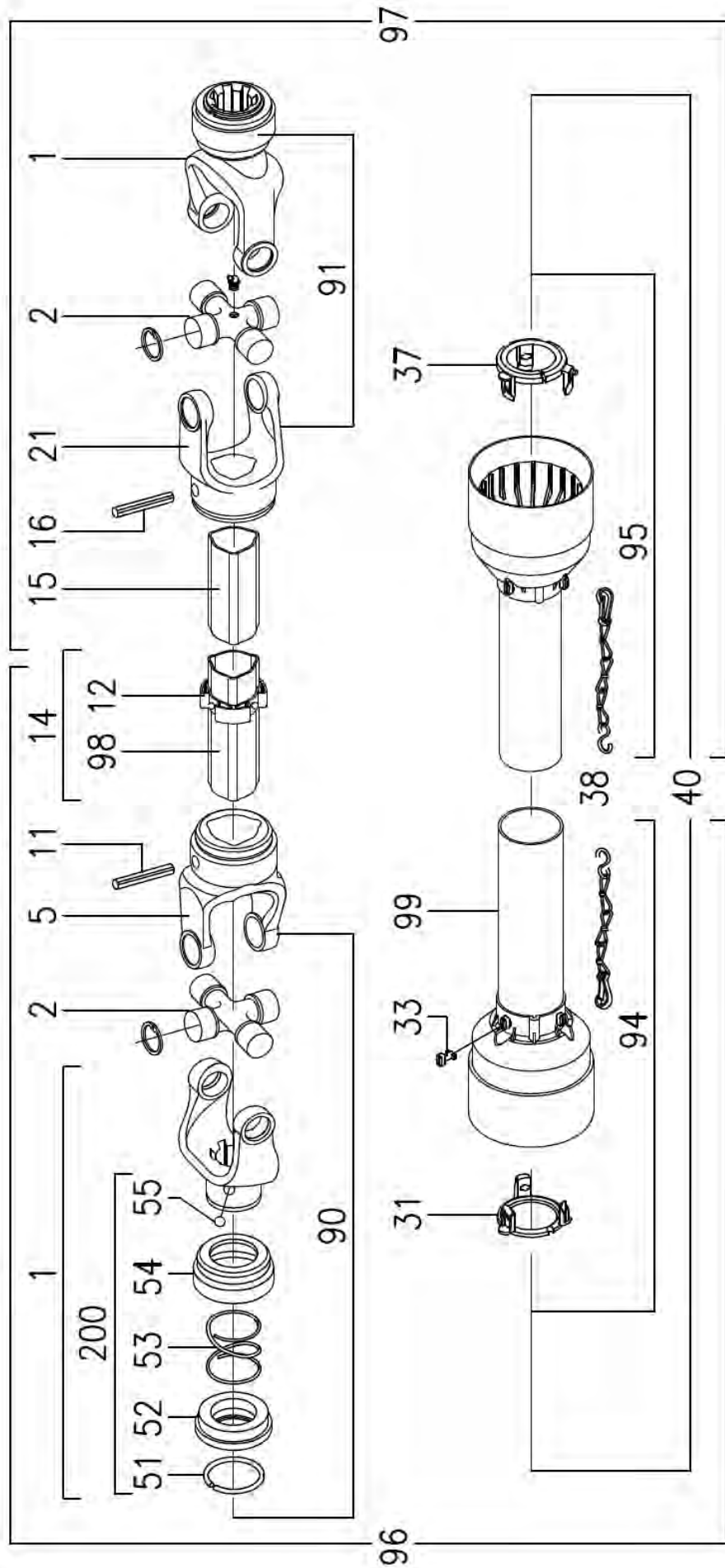
ITEM	QTY	PART NUMBER	DESCRIPTION
1	1	37881	Left Spinner Plate
2	1	37902	Right Spinner Plate
3	1	39843	Braced Spinner Hub
4	1	40298	Braced Spinner Hub
5	4	40310	Left Paddle
6	4	40311	Right Paddle
7	2	700-157	Load Bearing Washer
8	8	HB1/2-13X2Z5	Hex Bolt 1/2-13x2 Grade 5 Zinc Plated Hex Cap Screw
9	8	HB3/4-10X3.5Z5	Hex Bolt 3/4-10x3 1/2 Grade 5 Zinc Plated Hex Cap Screw
10	24	LN1/2-13NCZ5	LN 1/2-13 Zinc Plated Nylon Insert Lock Nut
11	8	LN3/4-10NCZ5	LN 3/4-10 Zinc Plated Nylon Insert Lock Nut
12	2	M14X45X2	Metric Bolt
13	16	PB 1/2-13X1.5	Plow Bolts - 1/2-13 x 1 1/2 Flat Head Gr.5

*Intentionally Left Blank*



# Section 5 - PTOs

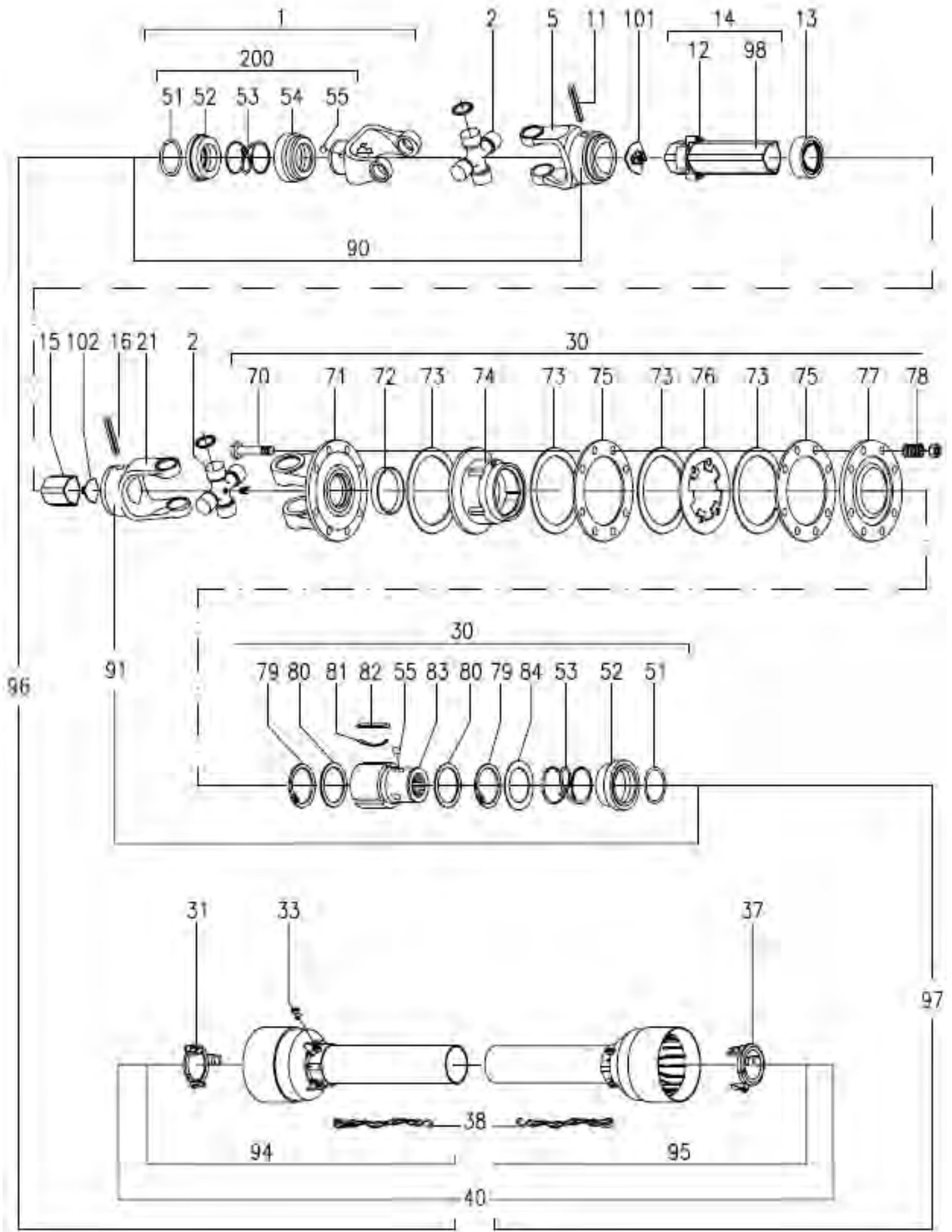
# 30839 - PTO Shaft - Primary Shaft for Manure Spreader N375-N600



### 30839 - PTO Shaft - Primary Shaft for Manure Spreader N375-N600

ITEM	QTY	PART NUMBER	DESCRIPTION
1	2	PTO141.026.544	Complete Collar Yoke C12 1 3/8" Z6
2	2	PTO180.016.130	Cross Journal Set 30.2x92
5	1	PTO151.016.028	Outer Yoke
11	1	PTO190.000.018	Roll Pin for Outer Tube
12	1	PTO180.016.316	Bush with Grease Nipple
14	1	PTO152.170.271.0720	Complete Outer Tube L=850
15	1	PTO153.160.112	Inner Tube L=865
16	1	PTO190.000.016	Roll Pin for Inner Tube
21	1	PTO151.016.029	Inner Yoke
31	1	PTO180.016.016	Guard Retaining Collar for Outer Tube
33	6	PTO190.000.019	Bolt
37	1	PTO180.016.015	Guard Retaining Collar for Inner Tube
38	2	PTO180.016.025	Safety Chains
40	1	PTO142.260.429.7620	Complete Guard with Instruction Manual
51	2	PTO190.000.451	Outer Circlip
52	2	PTO151.016.486	Sliding Sleeve Collar
53	2	PTO180.016.487	Spring
54	2	PTO180.016.483	Fixed Sleeve
55	6	PTO190.000.078	Ball Ø 1/2"
90	1	PTO121.026.899.10	U Joint for Outer Tube
91	1	PTO121.026.900.10	U Joint for Inner Tube
94	1	PTO142.266.203.7620	Half Female Guard
95	1	PTO142.261.305.7620	Half Male Guard
96	1	PTO123.360.334.10	Half Female Shaft with Guarding
97	1	PTO123.460.773.10	Half Male Shaft with Guarding
98	1	PTO190.000.216	DANGER Label for Outer Tube
99	1	PTO190.000.215	DANGER Label for Outer Guard Tube
100	1	PTO190.000.371	Instruction Manual
200	2	PTO165.000.628	Kit Collar 1 3/8"

# 30840 - PTO Slip Clutch for Manure Spreader

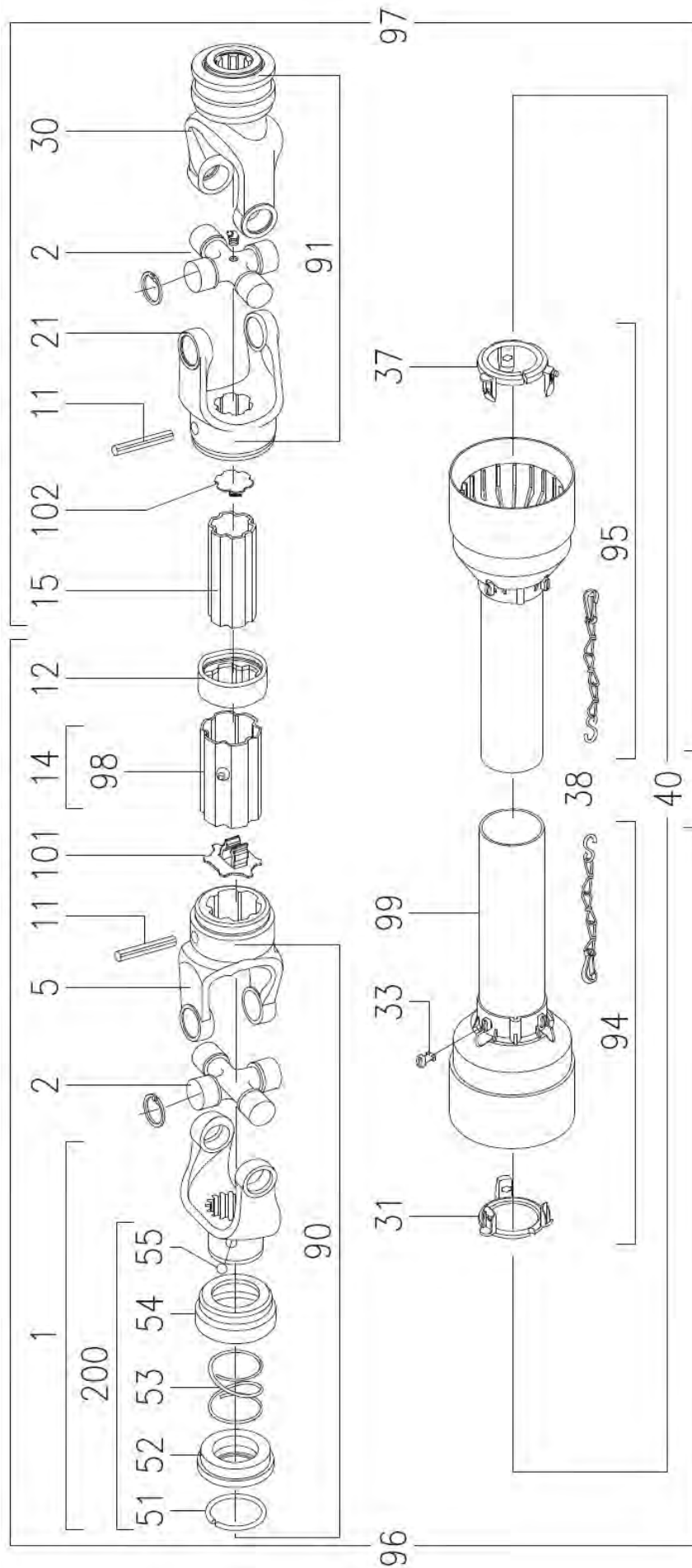




## 30840 - PTO Slip Clutch for Manure Spreader

ITEM	QTY	PART NUMBER	DESCRIPTION				
1	1	PTO141.026.544	Complete Collar Yoke C12 1 3/8" Z6	77	1	PTO180.017.114	Pressure Plate
				78	8	PTO180.014.022	Spring
2	2	PTO180.016.130	Cross Journal Set 30.2x92	79	2	PTO190.000.183	Inner Circlip
				80	2	PTO180.014.135	Retaining Washer
5	1	PTO151.016.028	Outer Yoke	81	3	PTO180.014.137	Carriage Spring
11	1	PTO190.000.018	Roll Pin for Outer Tube	82	3	PTO151.014.136	Tang
				83	1	PTO151.016.546	Hub R12
12	1	PTO180.016.316	Bush for Grease Fitting	84	1	PTO180.015.143	Spring Push Ring
				90	1	PTO121.026.899.10	U Joint for Outer Tube
13	1	PTO180.016.572	Wiper	91	1	PTO121.026.747.10	U Joint for Inner Tube
14	1	PTO152.170.366.0720	Complete Outer Tube L=1005				
15	1	PTO153.160.114	Inner Tube L=1065	94	1	PTO142.266.272.7620	Half Female Guard
16	1	PTO190.000.016	Roll Pin for Inner Tube	95	1	PTO142.267.239.7620	Half Male Guard
				96	1	PTO123.360.465.10	Half Female Shaft with Guarding
21	1	PTO151.016.029	Inner Yoke	97	1	PTO123.460.1007.10	Half Male Shaft with Guarding
30	1	PTO146.364.001	Complete Disc Clutch RF6 (1400 Nm)				
31	1	PTO180.016.016	Guard Retaining Collar for Outer Tube	98	1	PTO190.00.216	DANGER Label for Outer Tube
				99	1	PTO190.000.215	DANGER Label for Outer Guard Tube
33	6	PTO190.000.019	Bolt	100	1	PTO190.000.371	Instruction Manual
37	1	PTO180.016.015	Guard Retaining Collar for Inner Tube	101	1	PTO180.016.468	Outer Closing Cap
				102	1	PTO180.016.529	Inner Closing Cap
38	2	PTO180.016.636	Safety Chains	200	1	PTO165.000.628	Kit Collar 1 3/8"
40	1	PTO142.260.496.7620	Complete Guard with Instruction Manual				
51	2	PTO190.000.451	Outer Circlip				
52	2	PTO151.016.486	Sliding Sleeve Collar				
53	2	PTO180.016.487	Spring				
54	1	PTO180.016.483	Fixed Sleeve				
55	6	PTO190.000.078	Balls Ø1/2"				
70	8	PTO165.000.548	Bolt M10x100 & nut				
71	1	PTO.141.026.347	Flanged Yoke				
72	1	PTO180.017.112	Bush				
73	4	PTO180.017.106	Lining Ring				
74	1	PTO141.027.107	Body RF with Grease Nipple				
75	2	PTO180.017.105	Inner Plate				
76	1	PTO180.017.104	Intermediate Plate				

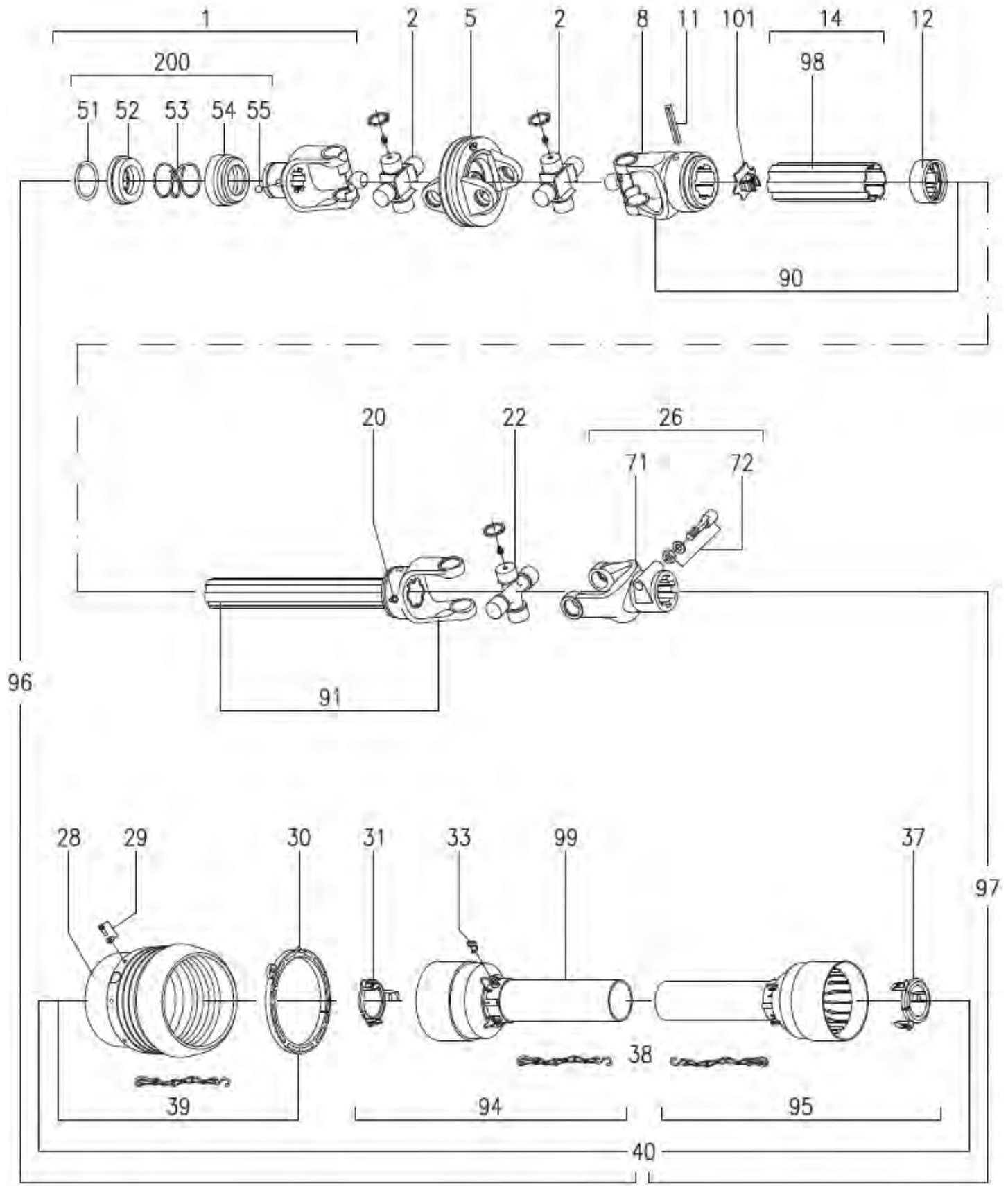
# 30841 - PTO Slip Clutch for Manure Spreader



## 30841 - PTO Slip Clutch for Manure Spreader

ITEM	QTY	PART NUMBER	DESCRIPTION
1	1	PTO141.026.553	Complete Collar Yoke C13 1 3/8" Z21
2	2	PTO180.016.004	Cross Journal Set 30.2x92
5	1	PTO151.016.388	Outer Yoke
11	1	PTO8.4.5.02111	Roll Pin for Outer Tube
12	1	PTO180.016.573	Wiper
14	1	PTO150.260.014.0720	Complete Outer Tube L=355
15	1	PTO153.260.108	Inner Tube L=415
16	1	PTO190.000.018	Roll Pin for Inner Tube
21	1	PTO151.016.389	Inner Yoke
30	1	PTO141.026.544	Complete Collar Yoke C12 1 3/8" Z6
31	1	PTO180.016.016	Guard Retaining Collar for Outer Tube
33	6	PTO190.000.019	Bolt
37	1	PTO180.016.015	Guard Retaining Collar for Inner Tube
38	2	PTO180.016.790	Safety Chains
40	1	PTO142.260.505.9620	Complete Guard with Instruction Manual
51	2	PTO190.000.451	Outer Circlip
52	2	PTO151.016.486	Sliding Sleeve Collar
53	2	PTO180.016.487	Spring
54	2	PTO180.016.483	Fixed Sleeve
55	6	PTO190.000.078	Ball Ø 1/2"
90	1	PTO121.026.913.00	U Joint for Outer Tube
91	1	PTO121.026.912.00	U Joint for Inner Tube
94	1	PTO142.266.280.9620	Half Female Guard
95	1	PTO142.267.248.9620	Half Male Guard
96	1	PTO123.366.197.00	Half Female Shaft with Guard
97	1	PTO123.466.342.00	Half Male Shaft with Guard
98	1	PTO190.000.216	DANGER Label for Outer Tube
99	1	PTO190.000.215	DANGER Label for Outer Guard Tube
100	1	PTO190.000.371	Instruction Manual
101	1	PTO180.016.474	Outer Closing Cap
102	1	PTO180.016.575	Inner Closing Cap
200	2	PTO165.000.628	Kit Collar 1 3/8"

39850 - PTO. 375,450,525,600,750 (V80-141P028359-028028-CV80-CLS)

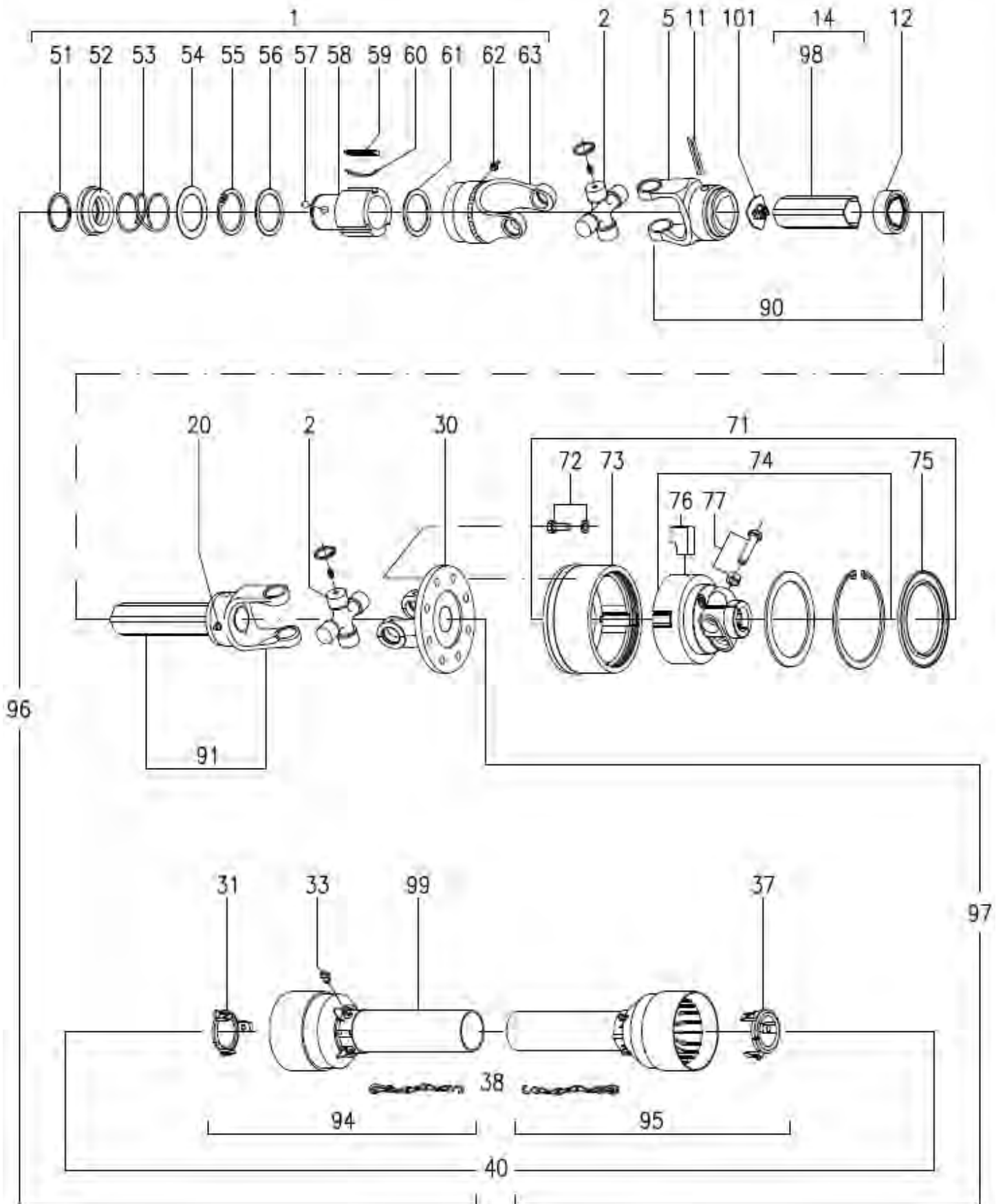




**39850 - PTO. 375,450,525,600,750 (V80-141P028359-028028-CV80-CLS)**

<b>ITEM</b>	<b>QTY</b>	<b>PART NUMBER</b>	<b>DESCRIPTION</b>
1	1	PTO141.028.359.1	Complete Collar yoke C03 for CV-Joint
2	2	PTO180.018.580	Cross Journal Set for CV-Joint
5	1	PTO141.028.157.1	Wide Angle Double Yoke
8	1	PTO141.028.248.1	Outer Yoke
11	1	PTO190.000.243	Roll Pin for Outer Tube
12	1	PTO180.018.437	Wiper
14	1	PTO152.280.566.0720	Complete Outer Tube
20	1	PTO180.017.411	Grease Nipple for Lube
22	1	PTO180.018.641	Cross Journal Set
26	1	PTO141.028.028.1	Complete Yoke 132
28	1	PTO180.018.582	Guard Cone for Wide Angle CV-Joint
29	6	PTO165.000.694	Screw Kit
30	1	PTO158.018.582	Bearing Ring
31	1	PTO180.018.251	Guard Retaining Collar for Outer Tube
33	3	PTO180.014.240	Bolt
37	1	PTO180.018.252	Guard Retaining Collar for Inner Tube
38	1	PTO180.016.790	Safety Chains
39	1	PTO165.000.801	Guard Cone Set
40	1	PTO142.981.078.2821	Complete Guard with Instruction Manual
51	1	PTO190.000.451	Outer Circlip
52	1	PTO151.016.486	Sliding Sleeve Collar
53	1	PTO180.016.487	Spring
54	1	PTO180.016.483	Fixed Sleeve
55	3	PTO190.000.078	Ball Ø 1/2"
71	1	PTO151.018.028.1	Yoke 132
72	1	PTO165.000.502	Tapered Pin Set 1" 3/8
90	1	PTO122.981.049.1	Female Tube with Yoke and Lube System
91	1	PTO122.580.526.1	Male Tube with Yoke and Lube System
94	1	PTO142.283.260.2821	Half Female Guarding with Label
95	1	PTO142.287.230.2821	Half Male Guarding
96	1	PTO199811410F05006	Half Female Shaft with Guarding
97	1	PTO123.486.358.01	Half Male Shaft with Guarding
98	1	PTO190.000.216	DANGER Label for Outer Tube
99	1	PTO190.000.215	DANGER Label for Outer Guard Tube
100	1	PTO190.000.371	Instruction Manual
101	1	PTO180.018.393	Plastic Cap for Outer Tube
200	1	PTO165.000.628	Kit Collar for Yoke 1 3/8"

39852 - PTO. 600, 750,275,725 (T60-086P265011-306028-CLS(2500NM))



**39852 - PTO. 600, 750,275,725 (T60-086P265011-306028-CLS(2500NM))**

ITEM	QTY	PART NUMBER	DESCRIPTION
1	1	PTO145.265.011.1	Complete Overrunning Clutch R12
2	2	PTO180.016.780	Cross Journal Set
5	1	PTO151.016.028.1	Outer Yoke
11	1	PTO190.000.018	Roll Pin for Outer Tube
12	1	PTO180.016.572	Wiper
14	1	PTO152.160.435.0720	Complete Outer Tube
20	1	PTO180.017.411	Grease Nipple for Lube
30	1	PTO151.016.543.1	Flange FGL
31	1	PTO180.016.237	Guard Retaining Collar for Outer Tube
33	6	PTO180.014.240	Bolt
37	1	PTO180.016.238	Guard Retaining Collar for Inner Tube
38	2	PTO180.016.790	Safety Chains
40	1	PTO142.260.536.7621	Complete Guard with Instruction Manual
51	1	PTO190.000.451	Outer Circlip
52	1	PTO151.016.486	Sliding Sleeve Collar
53	1	PTO180.016.487	Spring
54	1	PTO180.015.143	Spring Push Ring
55	1	PTO190.000.183	Inner Circlip
56	1	PTO180.014.135	Retaining Washer
57	3	PTO190.000.078	Ball
58	1	PTO151.016.546	Hub R12 (1 3/8" Z6)
59	3	PTO151.014.136	Ratchet
60	3	PTO151.014.137	Leaf Spring
61	1	PTO190.000.199	Retaining Washer
62	1	PTO190.000.020	Grease Nipple M8x1
63	1	PTO141.026.210.1	Outer Casting with Yoke
71	1	PTO144.306.009.1	Automatic Torque Limiter (1 3/4" Z6)
72	8	PTO165.000.708	Special Screw M12x1.25x25 w/ Washers Type "SCHNOOR"
73	1	PTO141.028.411.1	Outer Casing
74	1	PTO165.000.713	Complete Hub (3000Nm w/o Springs)
75	1	PTO180.018.400	Grease Retaining
76	4	PTO151.018.390	Ratchet
77	2	PTO165.000.752	Bolts M12x1.25x60 & Nuts
90	1	PTO122.360.088.1	Female Tube with Yoke and Lube System
91	1	PTO122.360.568.1	Male Tube with Yoke and Lube System
94	1	PTO142.266.311.7621	Half Female Guarding with Guarding
95	1	PTO142.267.286.7621	Half Male Guarding
96	1	PTO123.360.519.11	Half Female Shaft with Guarding
97	1	PTO123.460.180.11	Half Male Shaft with Guarding
98	1	PTO190.000.216	"DANGER" Label for Outer Tube
99	1	PTO190.000.215	"DANGER" Label for Outer Guard Tube
100	1	PTO190.000.371	Instruction Manual
101	1	PTO180.016.468	Plastic Cap for Outer Tube

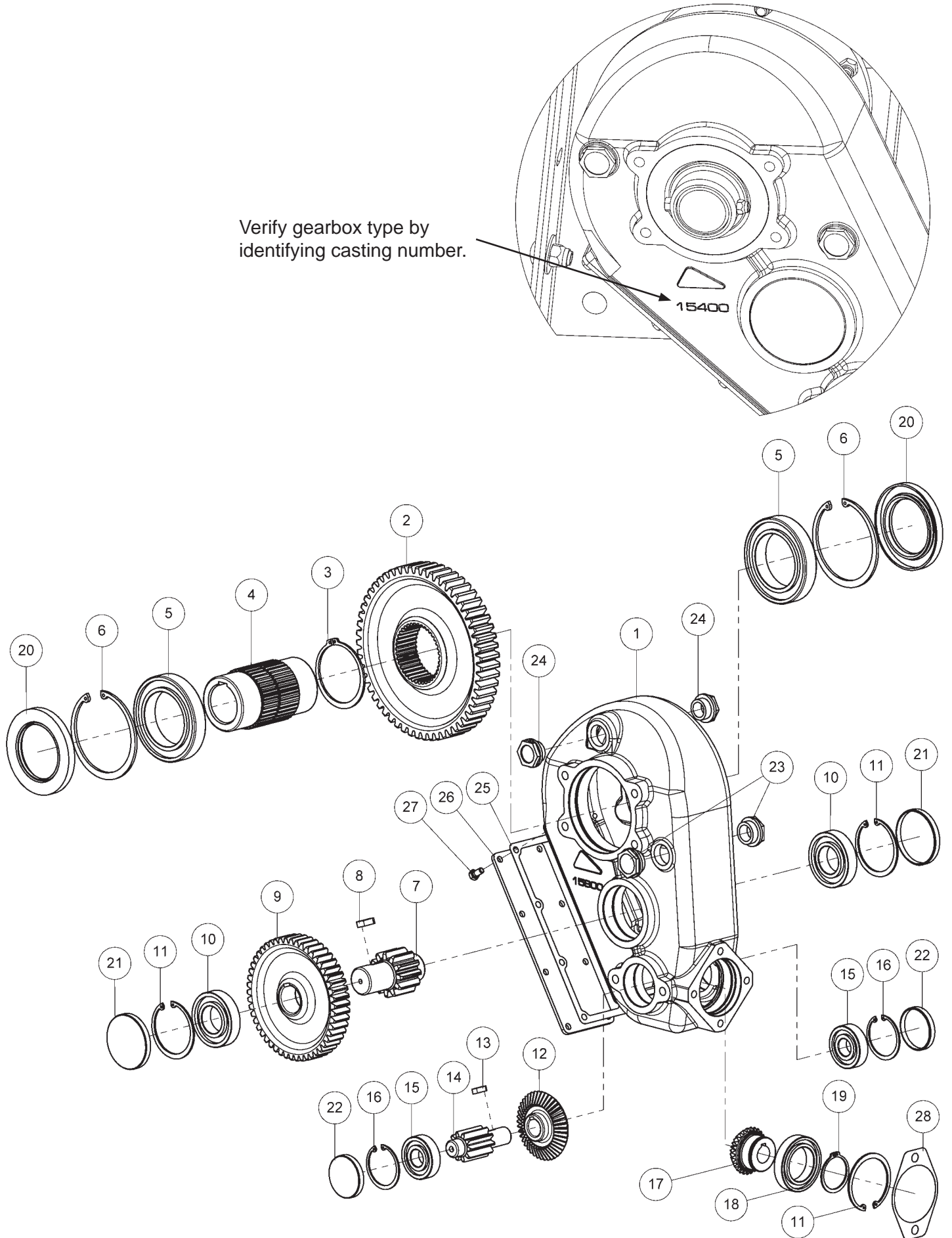
*Intentionally Left Blank*



# Section 6 - Gearboxes

# 34001 - Apron Chain Gearbox - Up to SN 22NRS274

Verify gearbox type by identifying casting number.

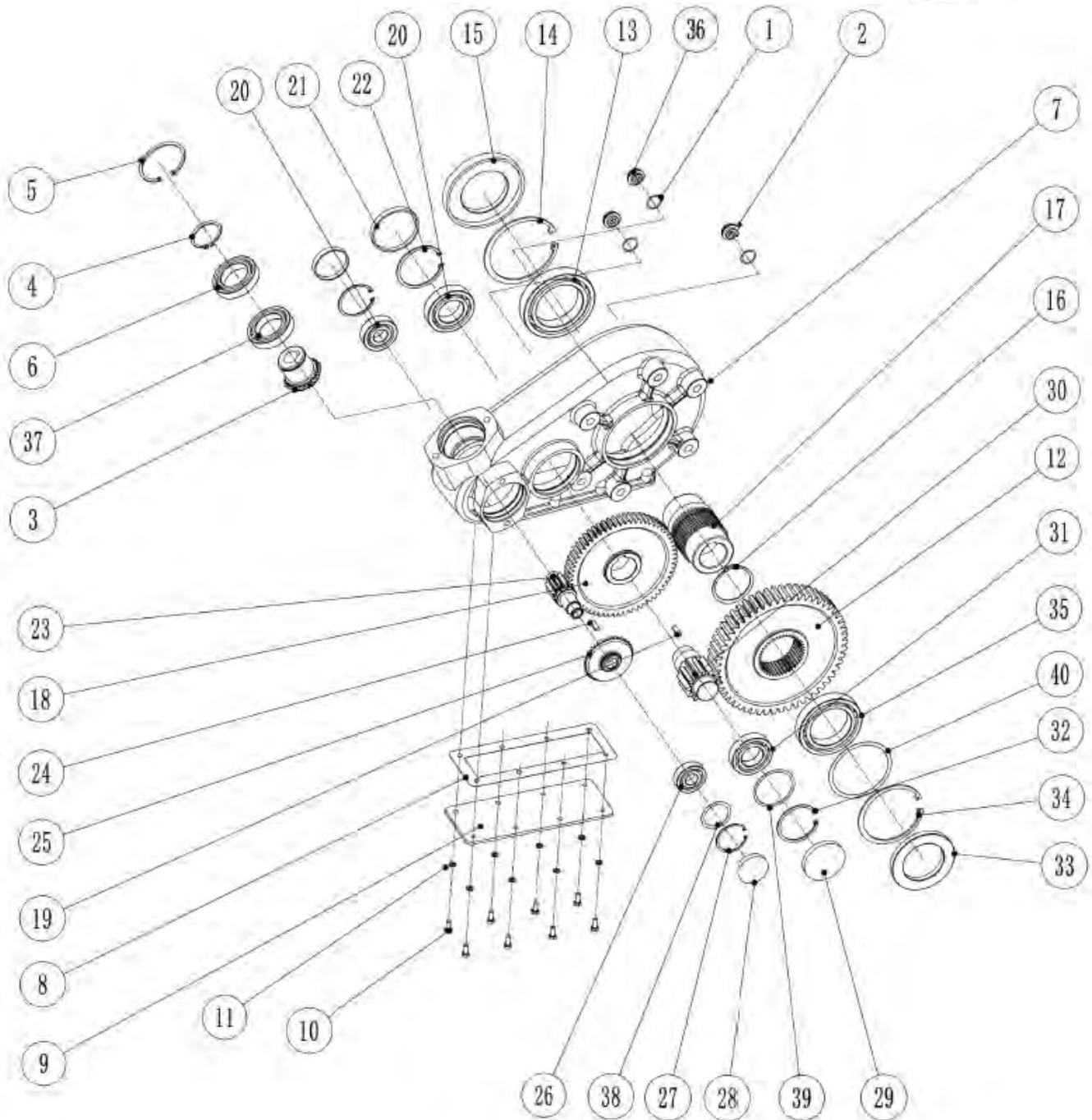
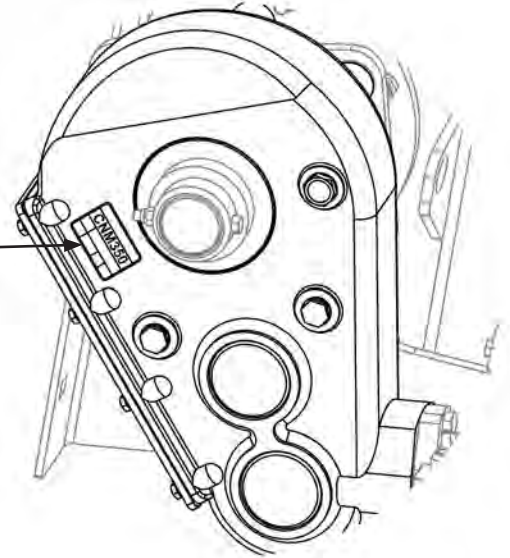


## 34001 - Apron Chain Gearbox - Up to SN 22NRS201

ITEM	QTY	PART NUMBER	DESCRIPTION
1	1	15800	Reducer Gearbox
2	1	9185	Gear Wheel Z55
3	1	9194	External Snap Ring E88
4	1	9214	Spline Coupler
5	2	9196	Bearing 6016
6	2	9195	Internal Snap Ring I125
7	1	8670/5	Return Pinion Z12
8	1	4174	Key 12x8x30
9	1	8670/4	Gear Wheel Z50
10	2	3342	Bearing 6208
11	3	3435	Internal Snap Ring I80
12	1	8670/2	Conical Crown Z43
13	1	3396	Key 8x7x25
14	1	8670/3	Return Pinion Z10
15	2	8596	Bearing 6305
16	2	3433	Internal Snap Ring I62
17	1	8670/1	Pinion Z28
18	1	1538	Bearing 6010
19	1	3428	External Snap Ring E50
20	2	9197	Ring Seal 80/125/12-DL
21	2	8243	Cap Ø80 sp.10
22	2	8625	Cap Ø62 sp.10
23	2	1831	Oil Level Indicator Ø1" Gas
24	2	9175	Breather Plug Ø1" Gas
25	1	9199	Cover Gasket
26	1	9198	Gearbox Lid
27	8	3284	Screw TE M8x16-8G
28	1	8671	Engine Gasket

# 49994 - CNM350 Apron Chain Gearbox - SN 23NRS201 - Current

Verify gearbox brand by identifying tag plate.

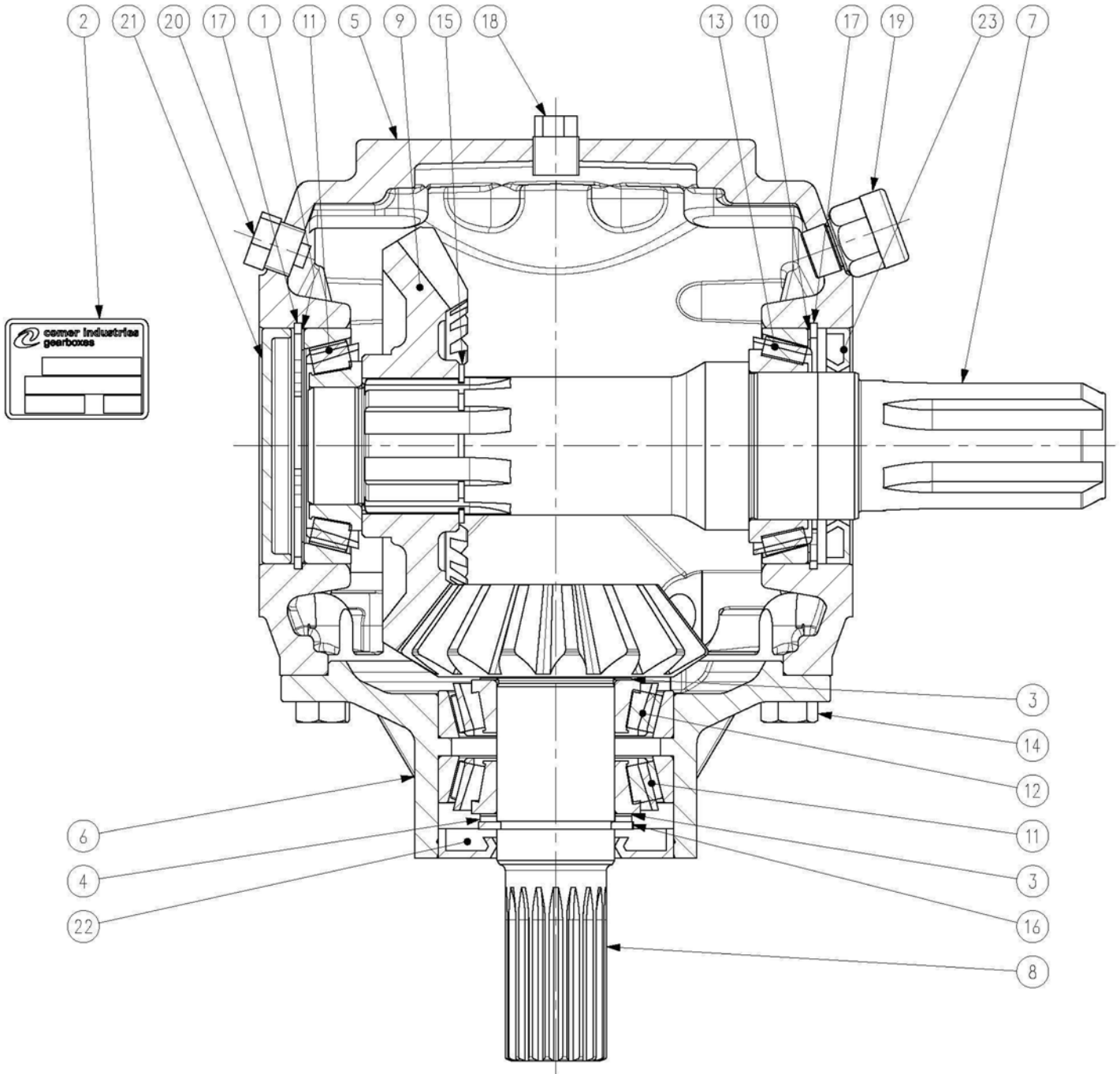


## 49994 - CNM Apron Chain Gearbox - SN 23NRS201 - Current

ITEM	QTY	PART NUMBER	DESCRIPTION	NOTE
1	3	49994-01	Gasket G3/4	
2	1	49994-02	Oil Plug G3/4	Items 1,2
3	1	49994-03	Gear 1 M3.5-16	
4	1	49994-04	Circlips For Shafts 45 (t=1.5)	
5	1	49994-05	Circlips For Holes 75 (t=2.5)	
6	1	49994-06	Bearing 6009-2RS	
7	1	49994-07	Housing CNM350	
8	1	49994-08	Gasket	
9	1	49994-09	Cover2	
10	8	49994-10	Hex Bolt M8x20	
11	8	49994-11	Spring Washer 8 Dia	
12	1	49994-12	Gear 1 M3.5-76	
13	1	49994-13	Bearing 6016	
14	1	49994-14	Circlips For Holes 125 (T=4)	
15	1	49994-15	Seal 78 125 10 TC	
16	1	49994-16	Circlips For Holes 80 (t=2.5)	
17	1	49994-17	Gear Shaft 55Dia	
18	1	49994-18	Gear 2 M3-53 (Inc 18/19)	
19	2	49994-19	Key 12x8x25	
20	2	49994-20	Bearing 6207	
21	2	49994-21	Seal Cover 72 10	
22	2	49994-22	Circlips For Holes 72 (t=2.5)	
23	1	49994-23	Gear Shaft 1 M3-15	
24	1	49994-24	Key 12x8x20	
25	1	49994-25	Bevel Gear 2 M3.5-32	
26	1	49994-26	Bearing 6208	
27	1	49994-27	Circlips For Holes 80 (t=2.5)	
28	1	49994-28	Seal Cover 80 10	
29	1	49994-29	Seal Cover 90 10	
30	1	49994-30	Gear Shaft 2 M3.5-14	
31	1	49994-31	Bearing 6308	
32	1	49994-32	Circlips For Holes 90 (t=3)	
33	1	49994-33	Seal 85 130 12 TC	
34	1	49994-34	Circlips For Holes 130 (t=4)	
35	1	49994-35	Bearing 6017	
36	2	49994-36	Oil Level G3/4	Incl Item 1
37	1	49994-37	Bearing 6009	
38	3	49994-38	Shim Kit 79.8x70x0.2/0.3/0.5	
39	3	49994-39	Shim Kit 89.8x78x0.2/0.3/0.5	
40	3	49994-40	Shim Kit 130x115x0.2/0.3/0.5	
		49994-RK	CNM350 Repair Kit	
		49994-SK	CNM350 Seal Kit	



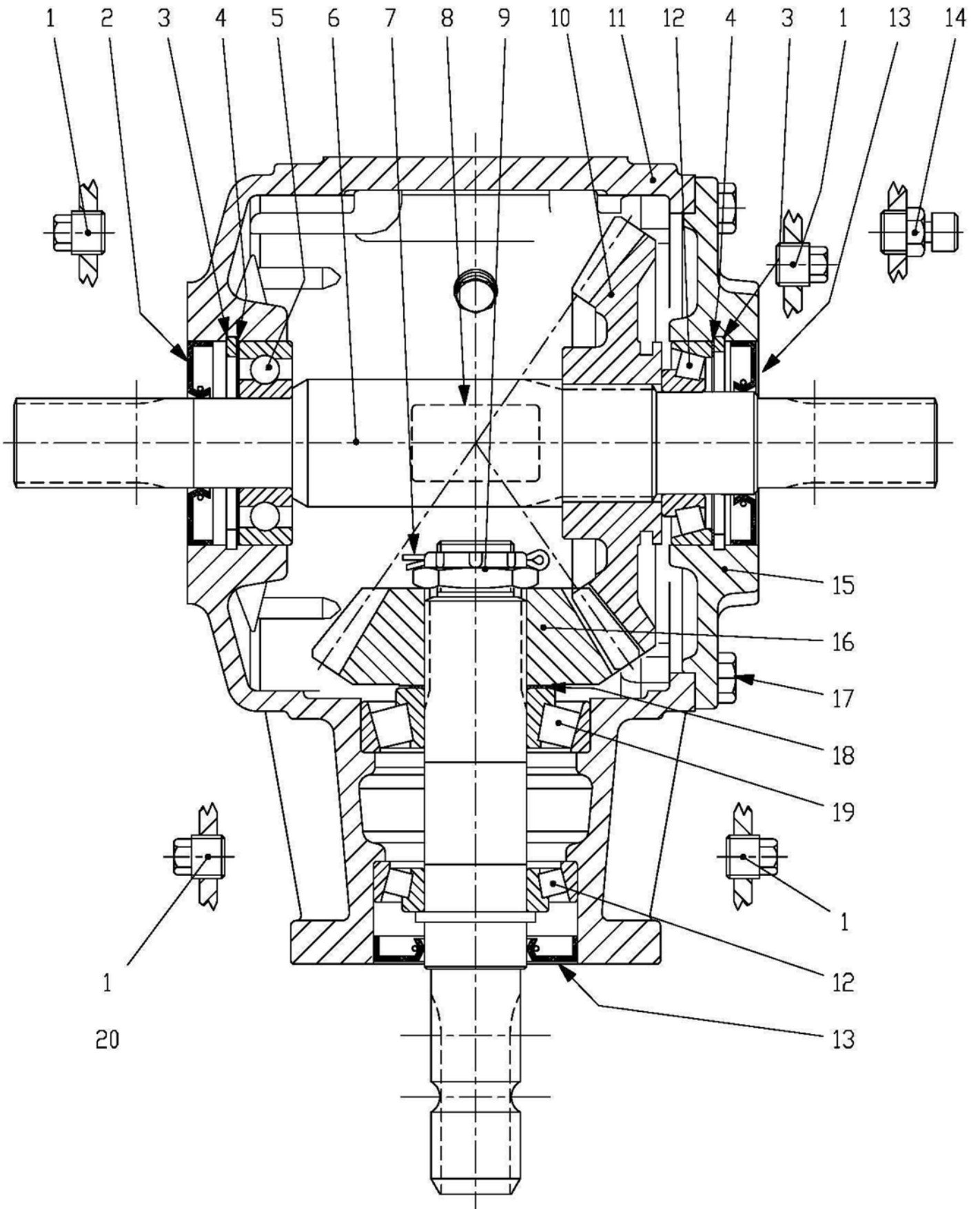
# 30847-2 - 1 3/4" Spline Shaft Gearbox (9.278.760.00)



## 30847-2 - 1 3/4" Spline Shaft Gearbox (9.278.760.00)

ITEM	QTY	PART NUMBER	DESCRIPTION
1	1	0.110.7500.00	Shim 65.3 X 79.7
2	1	0.124.7101.00	Plate "Comer"
3	2	0.244.7500.00	Shim Kit 40.3x51.5
4	1	0.244.7520.00	Shim 40.3x2.0
5	1	0.278.0304.00	Casing
6	1	0.278.1354.00	Extension
7	1	0.278.2218.00	Shaft 1"3/4 Z6
8	1	0.278.5240.00	Pinion Shaft Z15 M6.2
9	1	0.278.6004.00	Crown Wheel Z24 M6.2
10	1	0.660.7500.00	Shim 79.9
11	2	8.0.9.00024	Bearing 30208
12	1	8.0.9.01060	Bearing 30208
13	1	8.0.9.01241	Bearing 32010 X
14	8	8.1.1.00061	Bolt HH M10x25 UNI5739 8.8
15	1	8.5.1.00260	Snap Ring 46 UNI7435
16	1	8.5.1.00680	Snap Ring Shaft D40 UNI7436
17	2	8.5.2.00030	Snap Ring Hole D80 UNI7437
18	1	8.6.5.00006	Plug External 3/8" Gas
19	1	8.6.7.00161	Breather Plug 3/8" Gas
20	1	8.6.8.01975	Magnetic Plug 3/8" Gas
21	1	8.7.0.00790	Cap 80x10
22	1	8.7.3.00027	Oil Seal 40x80x10
23	1	8.7.3.02599	Dust Lip

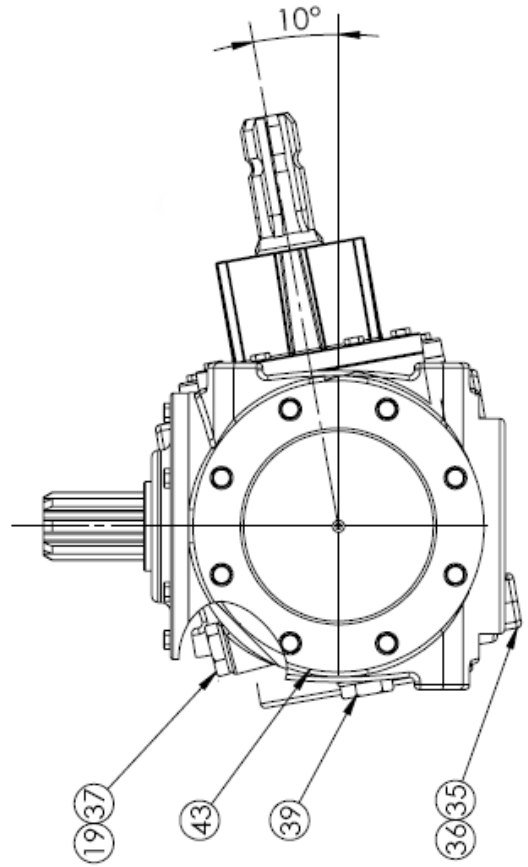
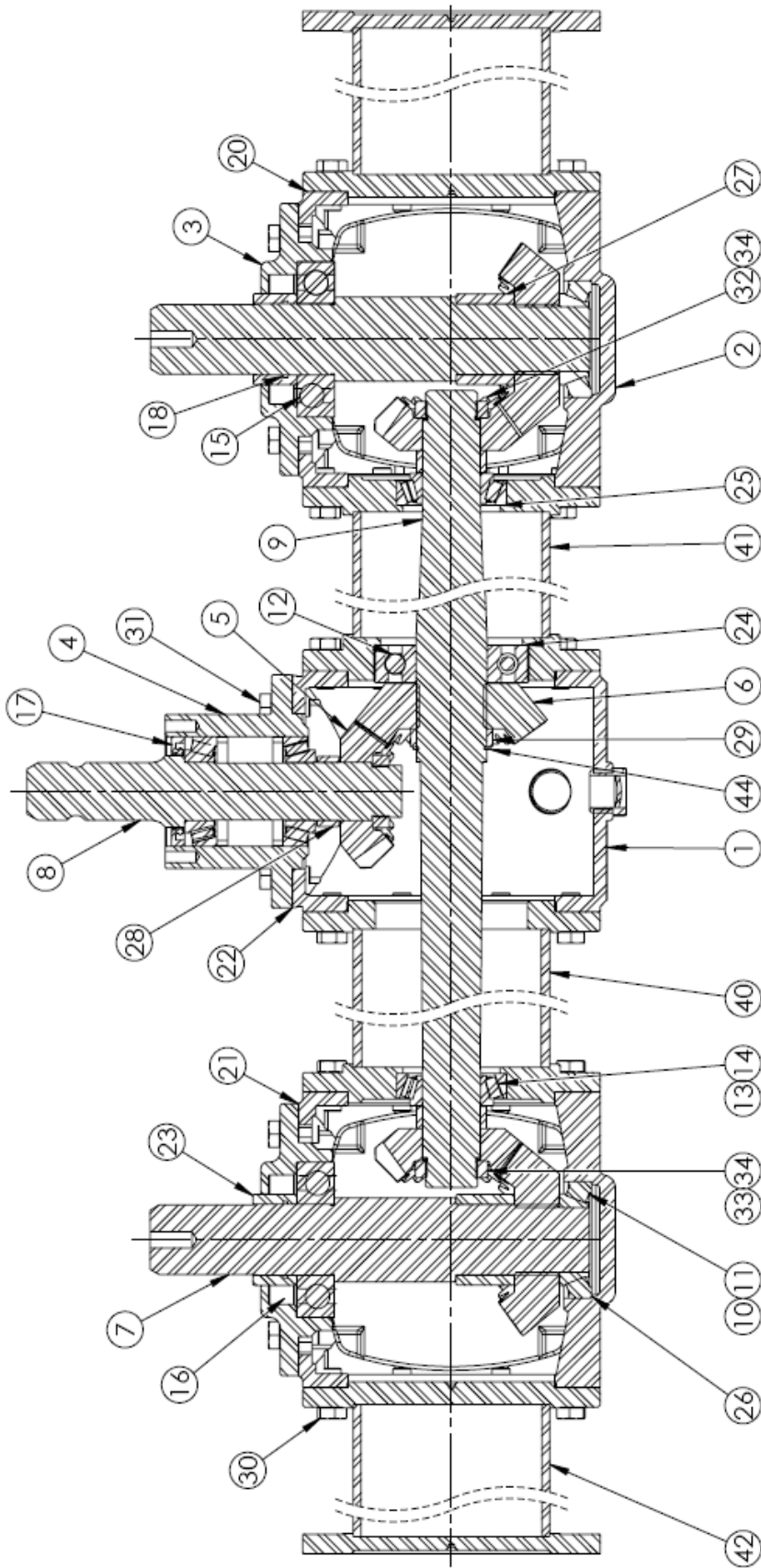
# 30848 - Centre Gearbox (9.290.621.00)



### 30848 - Centre Gearbox (9.290.621.00)

ITEM	QTY	PART NUMBER	DESCRIPTION
1	4	8.6.5.00006	Plug 3/8" Gas
2	1	8.7.3.00081	Oil Seal 35x80x10
3	2	8.5.2.01370	Snap Ring 80 UNI7438
4	2	0.267.7500.00	Shim 79.9
5	1	8.0.1.00049	Ball Bearing 6307
6	1	0.290.3216.00	Shaft 35x31 DIN 5482
7	1	8.4.7.01111	Cotter Pin B4x55
8	1	0.124.7101.00	Plate
9	1	0.132.7106.00	Nut M30x1.5
10	1	0.272.5001.00	Crown Wheel Z28 M6.22
11	1	0.290.0308.00	Casing
12	2	8.0.9.00024	Bearing 30208
13	2	8.7.3.00027	Oil Seal 40x80x10
14	1	8.6.7.00161	Oil Filler Plug 3/8" Gas
15	1	0.290.1367.00	Cover
16	1	0.272.6001.00	Pinion Z19 M6.22
17	8	8.1.1.00061	Bolt M10x25 8.8
18	1	0.244.7500.00	Shim Kit 40.3x51.5
19	1	8.0.9.00128	Bearing 30308
20	1	0.290.2001.00	Shaft

# 43856 - Beater Gearbox (Standard 540RPM)

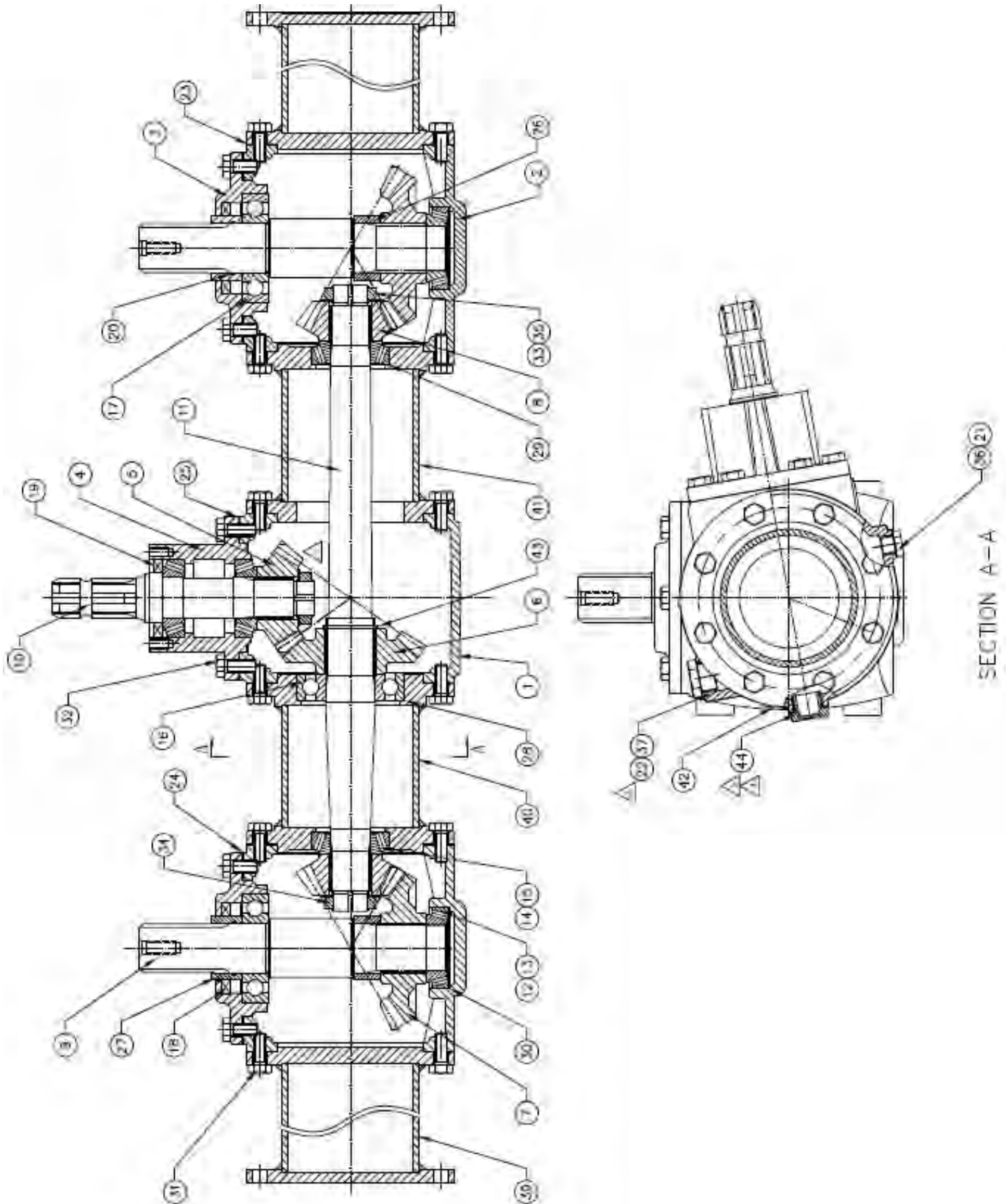




## 43856 - Beater Gearbox (Standard 540RPM)

ITEM	QTY	PART NUMBER	DESCRIPTION
1	1	010613	Central Gearbox 10° Offset Housing
2	2	010614	Side Gearbox Housing
3	2	020578	Output Caps
4	1	020579	Cantilevered Caps
5	3	031469	18T Pinion
6	3	031470	22T Gear
7	2	041035	Output Shaft 2.125" 8 Spline
8	1	041036	Input Shaft 1.75" 6 Spline
9	1	041037	Thru Shaft
10	2	050220	Bearing Cup 32210
11	2	050221	Bearing Cone 32210
12	1	050414	Bearing Ball 6311
13	4	050474	Bearing Cup 32209
14	4	050475	Bearing Cone 32209
15	2	050555	Bearing Ball 6311-RS
16	2	060124	Output Seal
17	1	060239	Input Seal
18	2	060485	O-Ring Ø54.5x2.65
19	1	060487	O-Ring Ø18x3
20	6	070454	Side Gasket
21	2	070455	Output Gasket
22	1	070456	Input Gasket
23	2	090570	Spacer Ø70xØ55x34mm
24	1	090571	Shim Ø119.5xØ111xVar
25	2	090572	Shim Ø84.5xØ76xVar
26	2	090573	Shim Ø89.5xØ81xVar
27	2	090578	Spacer Ø70xØ55x45mm
28	3	090579	Spacer Ø55xØ47x17mm
29	1	090580	Spacer Ø63xØ54x14mm
30	48	110343	Hex Head Cap Screw M141-2.0x35
31	18	110470	Hex Head Cap Screw M14-2.0x30
32	1	120193	Bearing Locknut M40x1.5
33	2	120194	Bearing Locknut M40x1.5 (LH)
34	3	130267	Bearing Washer M40
35	1	130276	Copper Washer M20
36	1	140213	Flange Hex Head Plug M20x1.5
37	1	140221	Flange Hex Head Plug M30x2.0
38	1	140222	Sight Glass Plug M27x1.5
39	1	140224	Flange Plug M27x1.5
40	1	180478	Left Inner Extension Tube Assembly
41	1	180479	Right Inner Extension Tube Assembly
42	2	180506	Outer Extension Tube Assembly
43	1	190156	ID Tag
44	1	200127	External Retaining Ring E55








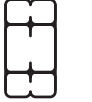


# 42409 - Beater Gearbox (Optional 1000RPM)



## 42409 - Beater Gearbox (Optional 1000RPM)

ITEM	QTY	PART NUMBER	DESCRIPTION
1	1	010613	Central Gearbox Housing 10" Offset
2	2	010614	Side Gearbox Housing
3	2	020578	Output Cap
4	1	020579	Cantilevered Cap
5	1	031421	17T Bevel
6	1	031422	24T Bevel
7	2	031423	22T Bevel
8	2	031424	13T Bevel
9	2	041035	Output Shaft 2.125" 8-Spline
10	1	041036	Input Shaft 1.75" 6-Spline
11	1	041037	Thru Shaft
12	2	050220	Bearing Cup 32210
13	4	050221	Bearing Cone 32210
14	4	050474	Bearing Cup 32209
15	1	050475	Bearing Cone 32209
16	2	050414	Bearing Ball 6311
17	2	050555	Bearing Ball 6311-RS
18	1	060124	Output Seal
19	2	060239	Input Seal
20	1	060485	O-Ring Ø54.5x2.65
21	1	060486	O-Ring Ø18x3
22	6	060487	O-Ring Ø26.5x2.65
23	2	070454	Side Gasket
24	1	070455	Output Gasket
25	1	070456	Input Gasket
26	2	090569	Spacer Ø70x55x30mm
27	2	090570	Spacer Ø70x55x34mm
28	1	090571	Shim Ø119.5x111xVAR
29	2	090572	Shim Ø84.5x76xVAR
30	2	090573	Shim Ø89.5x81xVAR
31	48	110343	Hex Head Cap Screw M14x2.0x35
32	18	110470	Hex Head Cap Screw M14x2.0x30
33	1	120193	Bearing Locknut M40x1.5
34	2	120194	Bearing Locknut M40x1.5 (LH)
35	3	130267	Bearing Washer M40
36	1	140213	Flange Hex Head Plug M20x1.5
37	1	140221	Flange Hex Head Plug M30x1.5
38	1	140222	Sight Glass Plug M27x1.5
39	2	180506	Outer Extension Tube Subassembly
40	1	180478	Left Inner Extension Tube Subassembly
41	1	180479	Right Inner Extension Tube Subassembly
42	1	190156	ID Tag
43	1	200127	External Retaining Ring E55
44	1	140224	Flange Plug

# Torque Value Chart - Imperial

SAE Grade and Head Markings	1 or 2 <sup>b</sup>	5	5.1	5.2	8	8.2
	NO MARK					
SAE Grade and Nut Markings	2	5		8		
	NO MARK					

Size	Grade 1				Grade 2 <sup>b</sup>				Grade 5, 5.1, or 5.2				Grade 8 or 8.2			
	Lubricated <sup>a</sup>		Dry <sup>a</sup>		Lubricated <sup>a</sup>		Dry <sup>a</sup>		Lubricated <sup>a</sup>		Dry <sup>a</sup>		Lubricated <sup>a</sup>		Dry <sup>a</sup>	
	N-m	lb-ft	N-m	lb-ft	N-m	lb-ft	N-m	lb-ft	N-m	lb-ft	N-m	lb-ft	N-m	lb-ft	N-m	lb-ft
1/4	3.7	2.8	4.7	3.5	6	4.5	7.5	5.5	9.5	7	12	9	13.5	10	17	12.5
5/16	7.7	5.5	10	7	12	9	15	11	20	15	25	18	28	21	35	26
3/8	14	10	17	13	22	16	27	20	35	26	44	33	50	36	63	46
7/16	22	16	28	20	35	26	44	32	55	41	70	52	80	58	100	75
1/2	33	25	42	31	53	39	67	50	85	63	110	80	120	90	150	115
9/16	48	36	60	45	75	56	95	70	125	90	155	115	175	130	225	160
5/8	67	50	85	62	105	78	135	100	170	125	215	160	240	175	300	225
3/4	120	87	150	110	190	140	240	175	300	225	375	280	425	310	550	400
7/8	190	140	240	175	190	140	240	175	490	360	625	450	700	500	875	650
1	290	210	360	270	290	210	360	270	725	540	925	675	1050	750	1300	975
1-1/8	400	300	510	375	400	300	510	375	900	675	1150	850	1450	1075	1850	1350
1-1/4	570	425	725	530	570	425	725	530	1300	950	1650	1200	2050	1500	2600	1950
1-3/8	750	550	950	700	750	550	950	700	1700	1250	2150	1550	2700	2000	3400	2550
1-1/2	1000	725	1250	925	990	725	1250	930	2250	1650	2850	2100	3600	2650	4550	3350

DO NOT use these values if a different torque value or tightening procedure is given for a specific application. Torque values listed are for general use only. Check tightness of fasteners periodically.

Shear bolts are designed to fail under predetermined loads. Always replace shear bolts with identical grade.

Fasteners should be replaced with the same or higher grade. If higher grade fasteners are used, these should only be tightened to the strength of the original.

Make sure fasteners threads are clean and that you properly start thread engagement. This will prevent

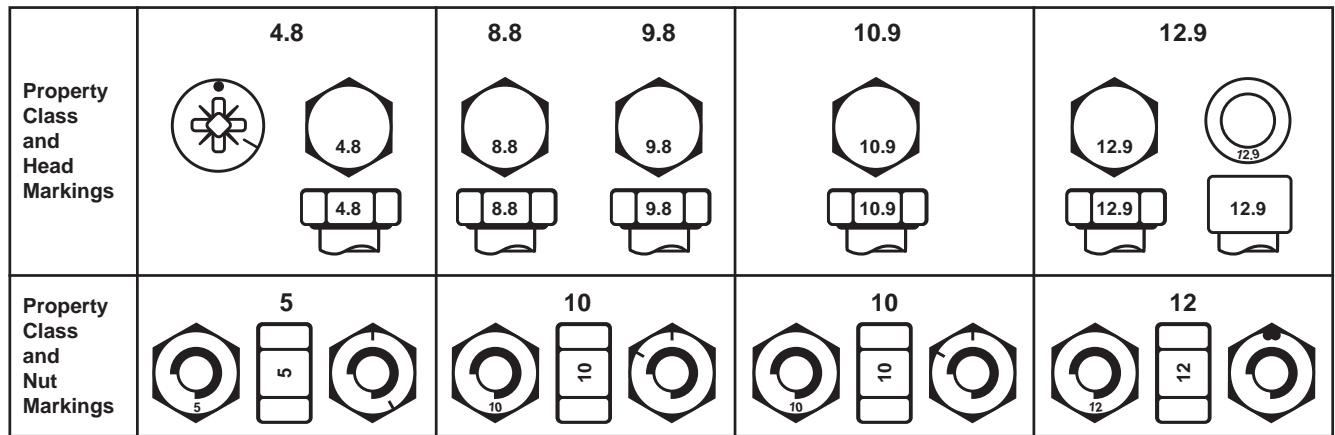
them from failing when tightening.

Tighten plastic insert or crimped steel-type lock nuts to approximately 50 percent of the dry torque shown in the chart, applied to the nut, not to the bolt head. Tighten toothed or serrated-type lock nuts to the full torque value.

<sup>a</sup> "Lubricated" means coated with a lubricant such as engine oil, or fasteners with phosphate and oil coatings. "Dry" means plain or zinc plated without any lubrication.

<sup>b</sup> Grade 2 applies for hex cap screws (not hex bolts) up to 152 mm (6-in.) long. Grade 1 applies for hex cap screws over 152 mm (6-in.) long, and for all other types of bolts and screws of any length.

# Torque Value Chart - Metric



Size	Class 4.8				Class 8.8 or 9.8				Class 10.9				Class 12.9			
	Lubricated <sup>a</sup>		Dry <sup>a</sup>		Lubricated <sup>a</sup>		Dry <sup>a</sup>		Lubricated <sup>a</sup>		Dry <sup>a</sup>		Lubricated <sup>a</sup>		Dry <sup>a</sup>	
	N-m	lb-ft	N-m	lb-ft	N-m	lb-ft	N-m	lb-ft	N-m	lb-ft	N-m	lb-ft	N-m	lb-ft	N-m	lb-ft
M6	4.8	3.5	6	4.5	9	6.5	11	8.5	13	9.5	17	12	15	11.5	19	14.5
M8	12	8.5	15	11	22	16	28	20	32	24	40	30	37	28	47	35
M10	23	17	29	21	43	32	55	40	63	47	80	60	75	55	95	70
M12	40	29	50	37	75	55	95	70	110	80	140	105	130	95	165	120
M14	63	47	80	60	120	88	150	110	175	130	225	165	205	150	260	190
M16	100	73	125	92	190	140	240	175	275	200	350	255	320	240	400	300
M18	135	100	175	125	260	195	330	250	375	275	475	350	440	325	560	410
M20	190	140	240	180	375	275	475	350	530	400	675	500	625	460	800	580
M22	260	190	330	250	510	375	650	475	725	540	925	675	850	625	1075	800
M24	330	250	425	310	650	475	825	600	925	675	1150	850	1075	800	1350	1000
M27	490	360	625	450	950	700	1200	875	1350	1000	1700	1250	1600	1150	2000	1500
M30	675	490	850	625	1300	950	1650	1200	1850	1350	2300	1700	2150	1600	2700	2000
M33	900	675	1150	850	1750	1300	2200	1650	2500	1850	3150	2350	2900	2150	3700	2750
M36	1150	850	1450	1075	2250	1650	2850	2100	3200	2350	4050	3000	3750	2750	4750	3500

DO NOT use these values if a different torque value or tightening procedure is given for a specific application. Torque values listed are for general use only. Check tightness of fasteners periodically.

Shear bolts are designed to fail under predetermined loads. Always replace shear bolts with identical property class.

Fasteners should be replaced with the same or higher property class. If higher property class fasteners are used, these should only be tightened to the strength of the original.

Make sure fasteners threads are clean and that you

properly start thread engagement. This will prevent them from failing when tightening.

Tighten plastic insert or crimped steel-type lock nuts to approximately 50 percent of the dry torque shown in the chart, applied to the nut, not to the bolt head. Tighten toothed or serrated-type lock nuts to the full torque value.

a "Lubricated" means coated with a lubricant such as engine oil, or fasteners with phosphate and oil coatings. "Dry" means plain or zinc plated without any lubrication.



# Index

30839 - PTO Shaft - Primary Shaft for Manure Spreader N375-N600 . . . . .	.5-2
30840 - PTO Slip Clutch for Manure Spreader . . . . .	.5-4
30841 - PTO Slip Clutch for Manure Spreader . . . . .	.5-6
30847-2 - 1 3/4" Spline Shaft Gearbox (9.278.760.00) . . . . .	.6-6
30848 - Centre Gearbox (9.290.621.00). . . . .	.6-8
34001 - Apron Chain Gearbox - Up to SN 22NRS274 . . . . .	.6-2
39850 - PTO. 375,450,525,600,750 (V80-141P028359-028028-CV80-CLS) . . . . .	.5-8
39852 - PTO. 600, 750,275,725 (T60-086P265011-306028-CLS(2500NM) . . . . .	5-10
42409 - Beater Gearbox (Optional 1000RPM) . . . . .	6-12
43856 - Beater Gearbox (Standard 540RPM) . . . . .	6-10
49994 - CNM350 Apron Chain Gearbox - SN 23NRS201 - Current . . . . .	.6-4
Apron Runners . . . . .	2-40
Beater Cross Beam (40684) - Up to SN 20NRS249 . . . . .	2-22
Beater Greaselines . . . . .	2-28
Beaters (37590) - Up to SN 20NRS249 . . . . .	2-20
Beaters (46925) - SN 21NRS001 to Current . . . . .	2-26
Driveline - SN 16NS011 to Current . . . . .	2-12
Driveline - Up to SN 16NS010 . . . . .	2-10
Electric Flow Control Hydraulic Layout - Current . . . . .	3-24
Electric Flow Control Hydraulic Layout - Original . . . . .	3-23
Electric Flow Control Wiring . . . . .	3-25
Endgate Indicator - 45861 . . . . .	3-26
Endgate - SN 21NRS201 to Current . . . . .	2-18
Endgate - Up to SN 20NRS249 . . . . .	2-16
Floor & Side Boards . . . . .	2-32
Flow Control Mounting . . . . .	3-21
Front Apron Drive. . . . .	.2-8
Front Components . . . . .	.2-2
Front Shields- SN 16NS011 to Current . . . . .	.2-6
Front Shields - Up to SN 16NS010 . . . . .	.2-4
Hitch Options . . . . .	.3-2
Hydraulic Layout . . . . .	2-42
Hydraulic Light Kit - Up to SN 18NRS244 . . . . .	3-11
ISO Safety Decal Locations . . . . .	IX
ISO Safety Decals . . . . .	X
Light Kit Hydraulics - Up to SN 18NRS244 . . . . .	3-12
Light Kit Wiring Harness . . . . .	3-13
Lights - Up to SN 18NRS244 . . . . .	.3-8
Manual Flow Control Hydraulic Layout . . . . .	3-22
Manual Light Kit - Up to SN 18NRS244 . . . . .	3-10
Manuals . . . . .	I
Mechanical Light Kit (43622) - SN 18NRS245 to Current . . . . .	.3-4
Mechanical Light Kit (43622) - Up to SN 18NRS244 . . . . .	.3-6
Model Decal Locations . . . . .	VII
Model Decals . . . . .	.VIII

N375SB - Single Axle Brake Kit . . . . .	3-14
N375TB - Tandem Axle Brake Kit . . . . .	3-15
N750LC (GT400) / N750LCNT460 Scales . . . . .	3-18
N750LCNT560 Scales . . . . .	3-19
N750LCNT8000 Scales . . . . .	3-20
Nitro Apron Chain Warranty . . . . .	I
Optional Flange Paddle Kit (41504) - Up to SN 20NRS249 . . . . .	2-24
Optional Flange Paddle Kit (47553) - SN 21NRS001 to Current . . . . .	2-29
Optional Kit Numbers . . . . .	3-1
Parts Manual . . . . .	I
Poultry Beaters - Beaters . . . . .	4-5
Poultry Beaters - Drivelines . . . . .	4-7
Poultry Beaters - Endgate . . . . .	4-3
Poultry Beaters - Frame . . . . .	4-1
Poultry Beaters - Spinners . . . . .	4-9
Rear Apron Drive . . . . .	2-30
Safety Decals . . . . .	V
Safety Decals . . . . .	VI
Safety Sign Locations . . . . .	IV
Scale Axle - Single . . . . .	3-16
Scale Axle - Tandem . . . . .	3-17
Section 2 - Parts Breakdowns & Lists . . . . .	2-1
Section 3 - Optional Features . . . . .	3-1
Section 4 - Option - Poultry Beaters . . . . .	4-1
Section 5 - PTOs . . . . .	5-1
Section 6 - Gearboxes . . . . .	6-1
Serial Number . . . . .	I
Side Shields - Up to SN 19NRS200 . . . . .	2-14
Single Axle . . . . .	2-34
Tandem Axle - Standard (Current - Brake Compatible) . . . . .	2-38
Tandem Axle - Standard (Original) . . . . .	2-36
Torque Value Chart - Imperial . . . . .	IX
Torque Value Chart - Metric . . . . .	X
Warranty and Limitation of Liability . . . . .	I



Scan with smartphone to  
download latest manual.

**TUBE•LINE™**