

# TUBE•LINE™

Tubeline Manufacturing Limited  
6455 Reid Woods Drive RR #4  
Elmira, Ontario, Canada N3B 2Z3

Email: [sales@tubeline.ca](mailto:sales@tubeline.ca)

Fax: 519.669.5808

Tel: 519.669.9488

Toll-free (North America): 1.888.856.6613

[www.tubeline.ca](http://www.tubeline.ca)

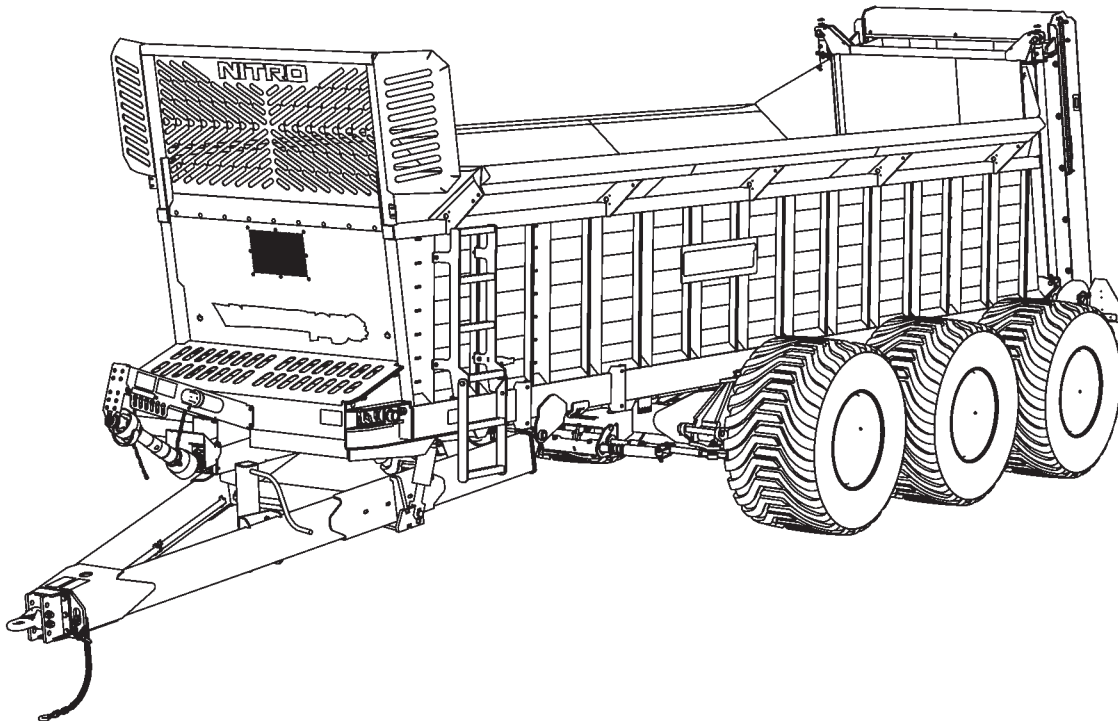
# Parts Manual

Keep this manual with the machine at all times.

# NITRO

## Manure Spreader

# Nitro 1050



# Parts Manual

Thank you for choosing the Tubeline 1050 Manure Spreader. We know it will give you many years of productive service. This machine is designed to spread various types of manure evenly over a wide area.

## Warranty and Limitation of Liability

All equipment is sold subject to mutual agreement that it is warranted by the company to be free from defects of materials and workmanship. But the company shall not be liable for special, indirect or consequential, damages of any kind under this contract or otherwise. The company's liability shall be limited exclusively to replacing or repairing without charge, at its factory or elsewhere, at its discretion.

Any material, or workmanship defects which become apparent within one year from the date on which the equipment was purchased, and the company shall have no liability for damages of any kind. The buyer by the acceptance of the equipment will assume all liability for any damages, which may result from the use or misuse by his employees or others.

## Nitro Apron Chain Warranty



Tubeline Manufacturing Ltd offers a limited lifetime non-transferable warranty to the original purchaser of a Nitro manure spreader. This warranty applies to chain link breakage and covers parts only. Should a connecting link fail, only it will be replaced. However, if a standard link breaks the complete chain will be provided. Freight and labor to install is the responsibility of the purchaser and is not covered under the terms of the limited warranty.

Tubeline Manufacturing Ltd reserves the right to request the return of the failed chain.

Warranty coverage is null and void unless Warranty Registration form has been completely filled in and is on file at Tubeline Manufacturing Ltd.

## Manuals

Parts manuals are printed and shipped with machines as they leave the manufacturer. Your machine may include parts or features not yet included in the initially shipped manual. The latest manual version can be found at [www.tubeline.ca/support](http://www.tubeline.ca/support). Tubeline reserves the right to update and change manuals as seen fit. Dealers are informed of any pressing changes/ modifications. They can help you with any questions regarding replacement parts.

## Serial Number


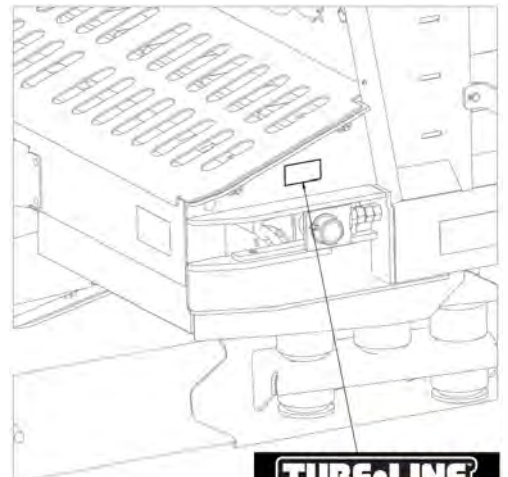
The implement serial number is located on the front of the frame. This number helps us to track changes and improvements and must be mentioned when ordering parts or requesting service. For your convenience, a space has been provided inside the front cover of this manual to record the serial number, model number, purchase date, and dealer name.

Model No: \_\_\_\_\_ N1050 \_\_\_\_\_

Serial No: \_\_\_\_\_

Date Purchased: \_\_\_\_\_

Dealer Name: \_\_\_\_\_



# Table of Contents

<b>Parts Manual</b>	<b>I</b>
Warranty and Limitation of Liability	I
Nitro Apron Chain Warranty	I
Manuals	I
Serial Number	I
<b>Section 1 - Safety Signs</b>	<b>1-1</b>
Safety Sign Locations	1-1
Model Decal Locations	1-1
ISO Safety Decal Locations	1-2
ISO Safety Decals	1-3
<b>Section 2 - Parts Breakdowns &amp; Lists</b>	<b>2-1</b>
Tongue	2-2
Front Components	2-4
Scrapers	2-6
Rear Components	2-8
Beaters - 700-616 - Up to SN 24NS501	2-10
Lower Beater Assembly - Up to SN 24NS501	2-12
49863 - Beaters - SN 24NS502 to Current	2-14
Front Apron Drive	2-16
Rear Apron Drive	2-17
Tri-Axle - Frame	2-18
Tri-Axle - Steering	2-20
Tri-Axle - Hubs & Tires	2-22
Tri-Axle - Hydraulics	2-24
Tri-Axle - Brake Option	2-26
Driveline	2-28
Hydraulics - Endgate Cylinders	2-30
Hydraulics - Gearbox Motors	2-32
Hydraulics - Tongue Cylinders	2-34
Grease Lines	2-36
Apron Runners	2-38
Side - Floor Boards	2-40
<b>Section 3 - Options</b>	<b>3-1</b>
Optional Kit Numbers	3-1
Hitch Options	3-2
Mechanical Light Kit - 43675	3-4
Light Kit Wiring	3-6
Flange Paddle Kit - 41503	3-7
N750LC (GT400) / N750LCNT460 Scales	3-8
N750LCNT560 Scales	3-9
N750LCNT8000 Scales	3-10
Flow Control Mounting	3-11
Flow Control Hydraulic Layout - Manual	3-12
Flow Control Hydraulic Layout - Electric (Original)	3-13
Flow Control Hydraulic Layout - Electric (Current)	3-14
Electric Flow Control Wiring	3-15
Silage Side Extensions - TLVSSE1050	3-16
Endgate Indicator Kit - 48215	3-18

<b>Section 4: Poultry Beater</b>	<b>4-1</b>
Poultry Beater (Original) - Beaters	4-1
Poultry Beater (Original) - Endgate	4-3
Poultry Beater (Original) - Frame	4-5
Poultry Beater (Original) - Drivelines	4-7
Poultry Beater (Original)- Spinners	4-9
Poultry Beater (Current) - Beaters	4-11
Poultry Beater (Current)- Endgate	4-13
Poultry Beater (Current)- Frame	4-15
Poultry Beater (Current)- Spinners	4-17
Poultry Beater (Current)- Drivelines	4-19
Poultry Beater - Light Kit Extension Option - 45037	4-21
Poultry Beater Short Driveline - 43976	4-23
Poultry Beater Long Driveline - 43977	4-24
Poultry Beater Side Gearbox - Original - 37827	4-25
Poultry Beater Lower Gearbox - Original - 37828	4-27
Poultry Beater Lower Gearbox - Current - 45002	4-29
Poultry Beater Lower Side Gearbox - Current - 45003	4-31
Poultry Beater Upper Side Gearbox - Current - 45004	4-33
<b>Section 5 - PTOs</b>	<b>5-1</b>
39853 - PTO. 950 (V80-141P028360-028030-CV80-CLS)	5-1
39854 - PTO. 950 (V80-091P285014-306060-CLS)	5-3
<b>Section 6: Gearboxes</b>	<b>6-1</b>
30846 - Beater Gearbox - Up to SN 24NS501	6-1
49604 - Beater Gearbox - SN 24NS502 to Current	6-3
30843 - RT650 Apron Chain Gearbox	6-5
49996 - CNM650 Apron Chain Gearbox	6-7
<b>Torque Values - Imperial</b>	<b>6-1</b>
<b>Torque Values - Metric</b>	<b>7-1</b>

# Section 1 - Safety Signs

## Safety Sign Locations

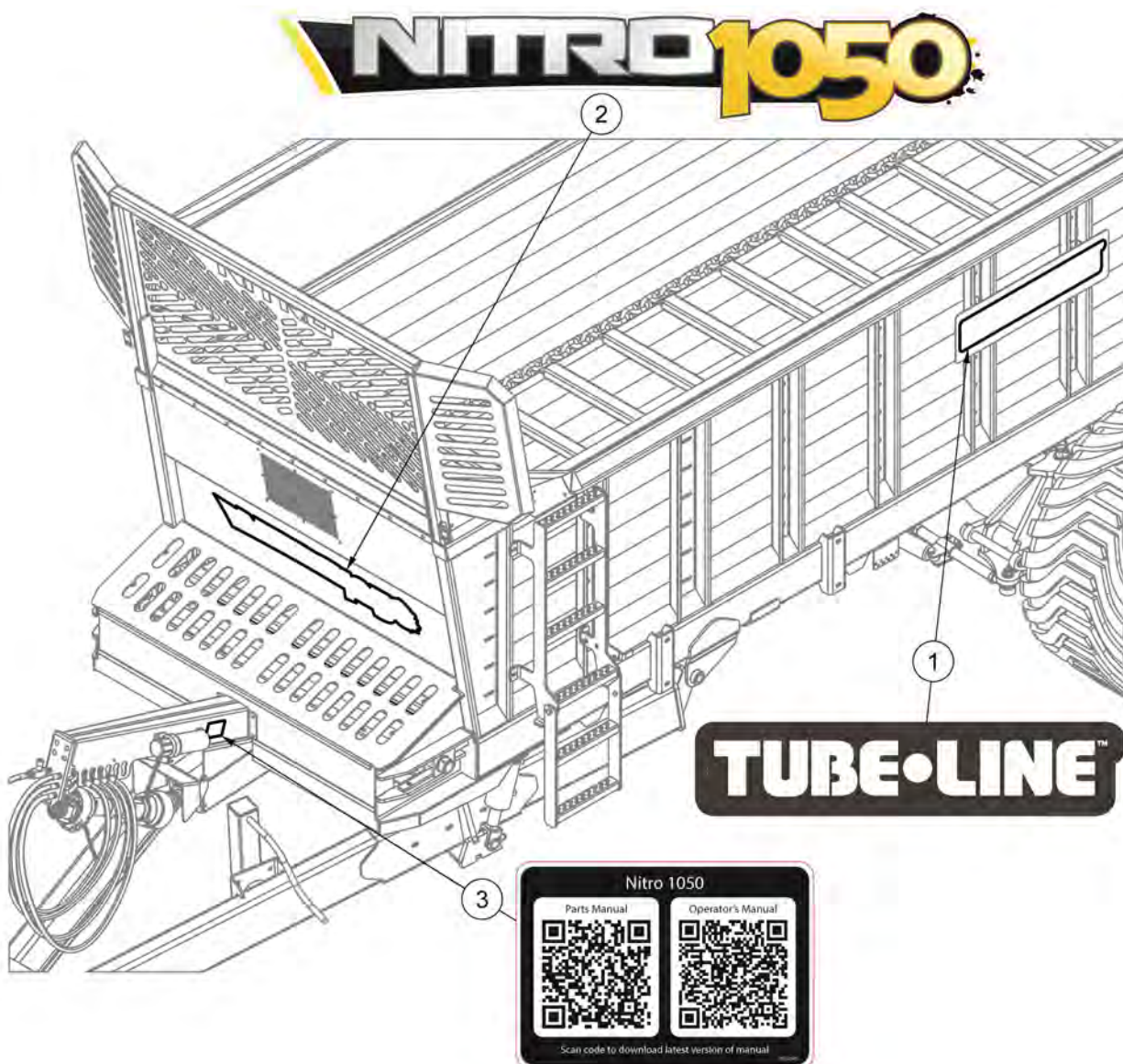
The types of safety signs and locations on the equipment are shown in the illustrations that follow. Good safety requires that you familiarize yourself with the various safety signs, the types of warning, and the area, or proper function related to that area, that requires your safety awareness.

*Examples only - Actual decals may differ in text and graphic representation.*

### REMEMBER

If safety signs have been damaged, removed, become illegible or parts replaced without safety signs, new safety signs must be applied. New safety signs are available from your authorized dealer.

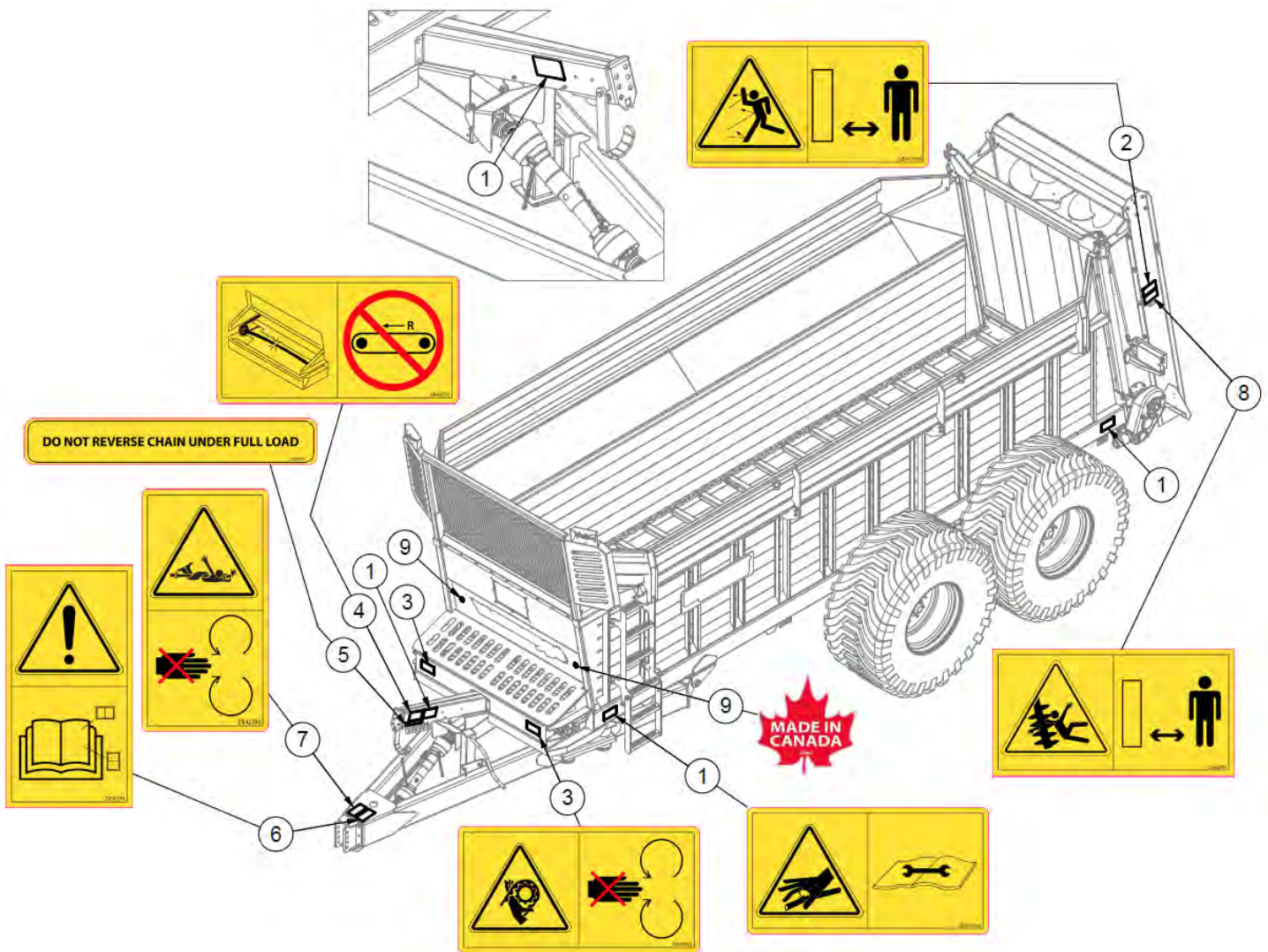
### Model Decal Locations



ITEM	QTY	PART NUMBER	DESCRIPTION
1	2	DE31527	Tubeline Decal 8.75 x 35.5
2	1	DE45012	Nitro 1050 Model Decal
3	1	DE50049	1050 QR Code Decal



## ISO Safety Decal Locations



ITEM	QTY	PART NUMBER	DESCRIPTION
1	6	DE41713H	ISO Decal - High Pressure Fluid Horizontal
2	2	DE41718H	ISO Decal - Thrown Object Horizontal
3	2	DE41902	ISO Decal - Chain Entanglement
4	1	DE42772	ISO Decal - Nitro Reverse Chain
5	1	DE42783	Nitro Reverse Chain Text Decal
6	1	DE42784	ISO Decal - Read OM Decals Section
7	1	DE42785	ISO Decal - PTO Entanglement
8	2	DE42787	ISO Decal - Nitro Beater Entanglement
9	2	DECANADA	Decal Made In Canada

## ISO Safety Decals



Item 1: DE41713H

*Do not use hand to check for hydraulic leaks, alternatively use a piece of cardboard.*



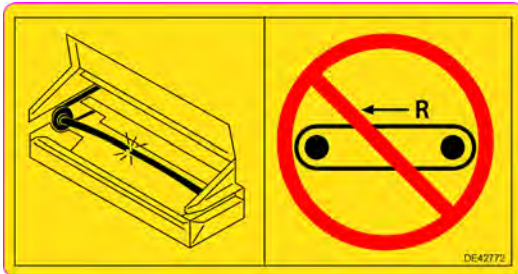
Item 2: DE41718H

*Keep clear of machine while operating. Serious injury may occur.*



Item 3: DE41902

*Keep hands clear of rotating parts while machine running. Do not operate without shielding in place. Do not wear loose clothing while operating.*



Item 4: DE42772

*Reversing apron chain while spreader is fully loaded will cause front apron shaft breakage.*



Item 5: DE42783



Item 6: DE42784

*Read Operator's manual decal section to understand safety decals.*



Item 7: DE42785

*Do not use hand to check for hydraulic leaks, alternatively use a piece of cardboard.*

Item 8: DE42787

*Stand clear of rotating beaters to avoid entanglement. Serious injury or death hazard.*



Item 9: DECANADA

*Manufacturer's country of origin.*

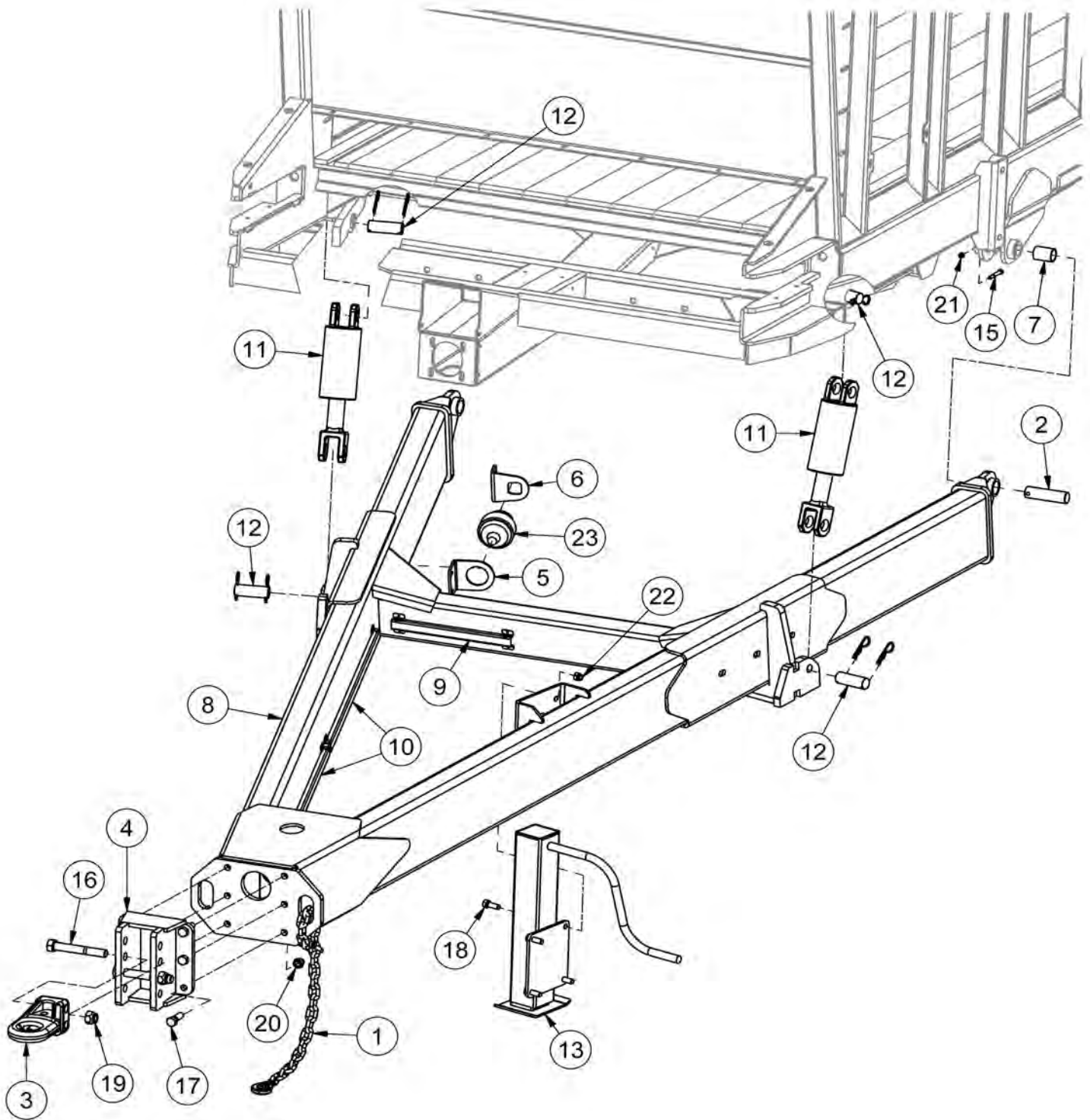


## Section 2 - Parts Breakdowns & Lists

*Illustrations may differ slightly from actual machine.*



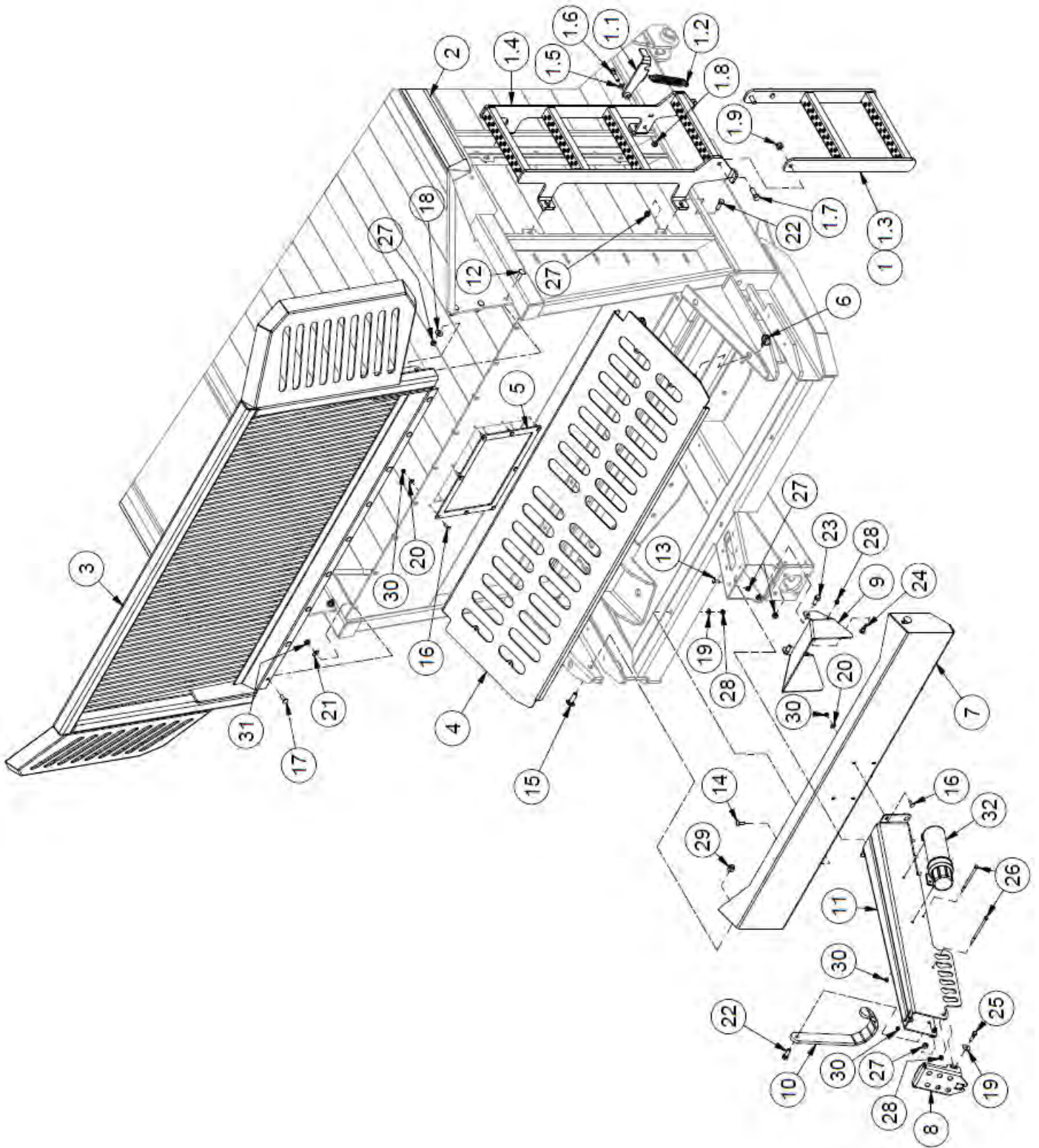
# Tongue



## Tongue

ITEM	QTY	PART NUMBER	DESCRIPTION
1	1	25262	Safety Chain 20000 # 60"
2	2	700-470	Tongue Pivot Pin
3		<a href="#">Pg. 3-2</a> for Hitch Options	
4	1	35551	Hitch Mount
5	2	36050	Accumulator Mount- Right
6	2	36051	Accumulator Mount- Left
7	2	37845	Polygon 1.75 OD x1.52 ID x2.38 LG
8	1	42350	Tongue
9	1	43111	Back Wire Guard
10	2	43112	Side Wire Guard
11	2	43099	4 x 4 x 2" Rod (R-14.25)
12	4	43701	Tongue Cylinder Pin
13	1	BW-1005	Jack
15	2	HB 3/8-16X3.25 Z5	Hex Bolt 3/8-16x3 1/4 Grade 5 Zinc Plated Hex Cap Screw
16	2	HB1-8X7Z5	Hex Bolt 1-8x7 Grade 5 Zinc Plated Hex Cap Screw
17	6	HB3/4-10X2.5Z5	Hex Bolt 3/4-10x2 1/2 Grade 5 Zinc Plated Hex Cap Screw
18	4	HB5/8-11X1.75Z5	Hex Bolt 5/8-11x1 3/4 Grade 5 Zinc Plated Hex Cap Screw
19	2	LN1-8NCZ5	LN 1-8 Zinc Plated Nylon Insert Lock Nut
20	6	LN3/4-10NCZ5	LN 3/4-10 Zinc Plated Nylon Insert Lock Nut
21	2	LN3/8-16NCZ5	LN 3/8-16 Zinc Plated Nylon Insert Lock Nut
22	4	LN5/8-11NCZ5	LN 5/8-11 Zinc Plated Nylon Insert Lock Nut
23	2	VAL LAV.R18P040	Diaphragm Accumulators

# Front Components

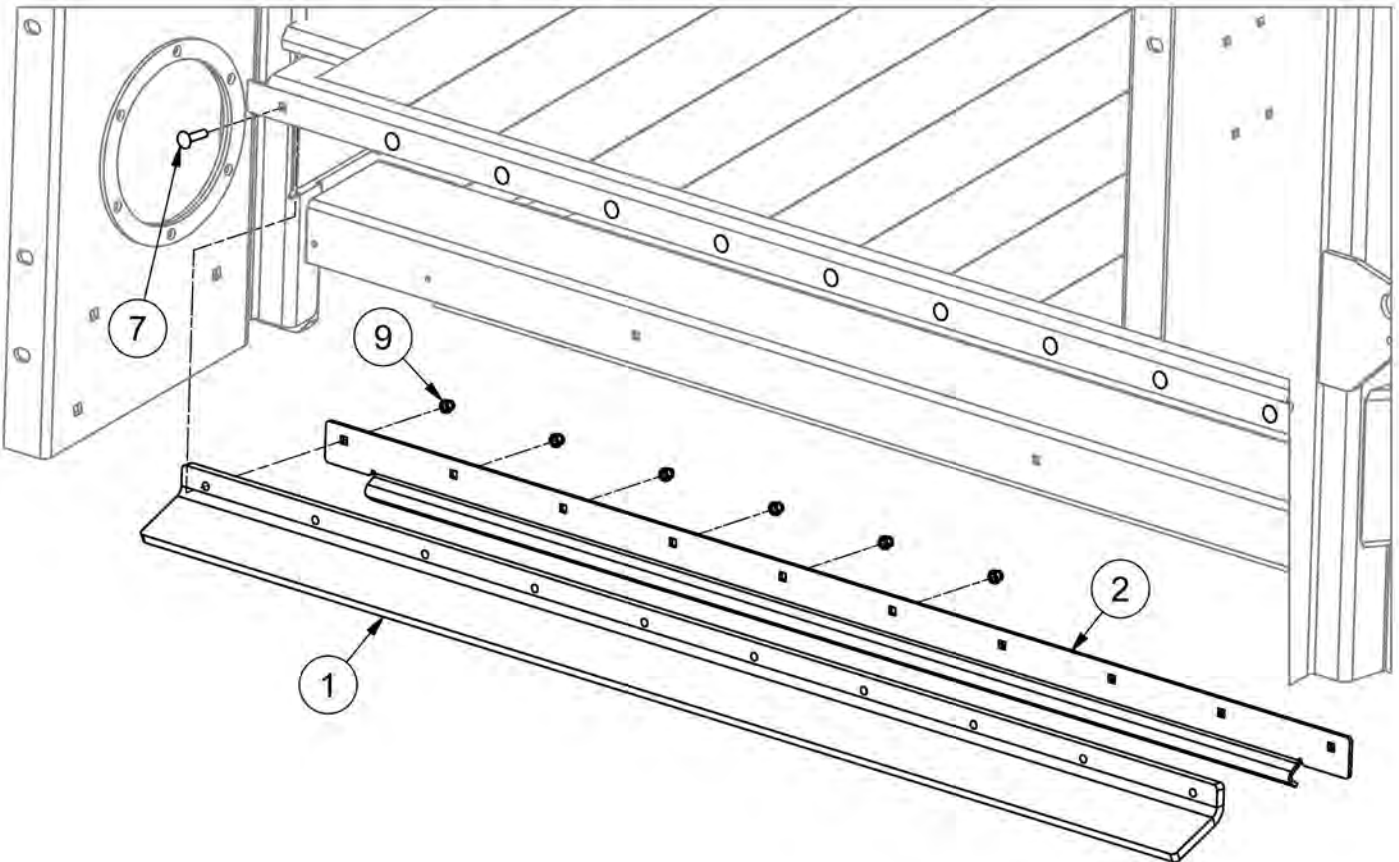
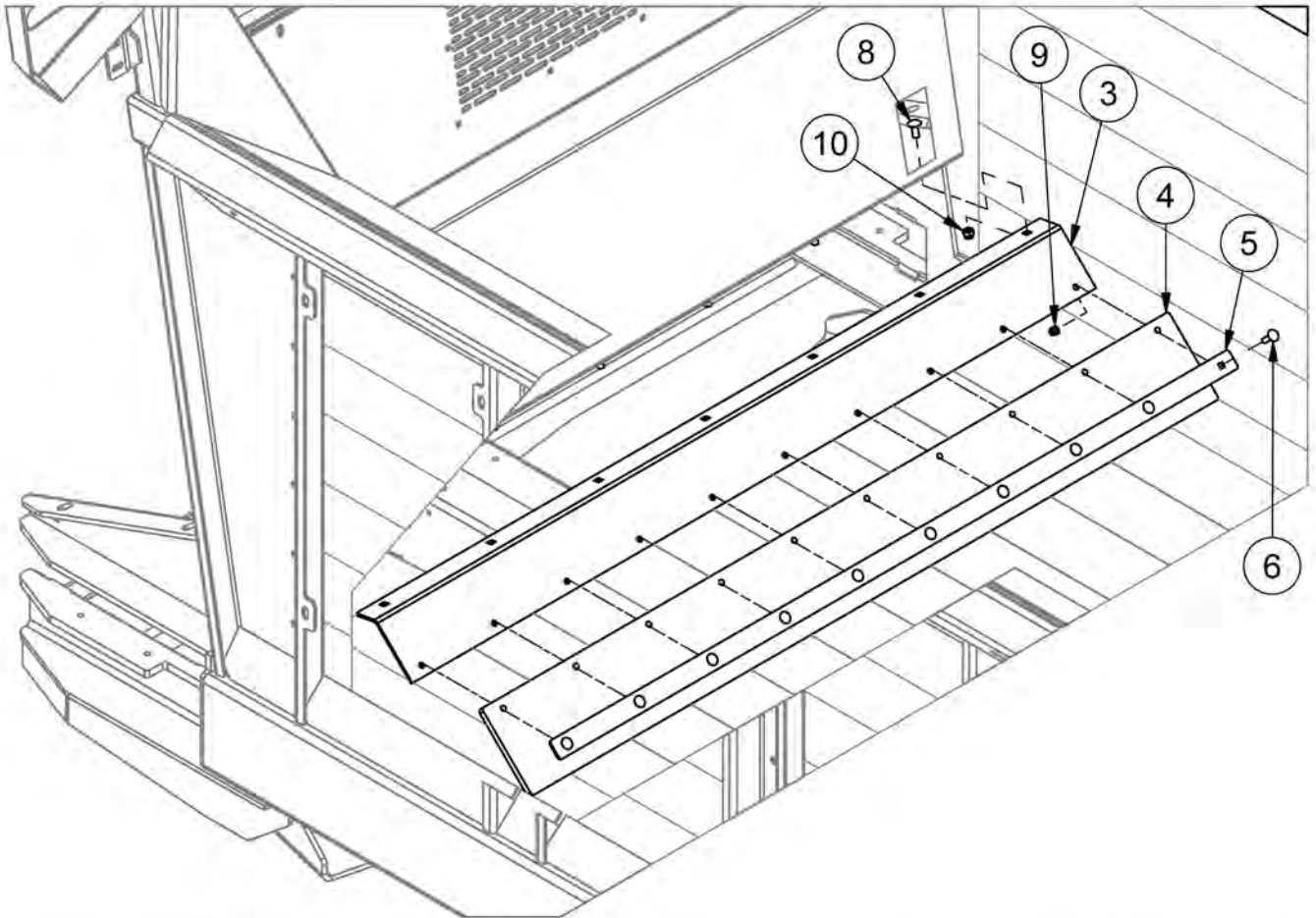


## Front Components

ITEM	QTY	PART NUMBER	DESCRIPTION
1	1	700-607	Ladder Assembly
1.1	1	35389	Ladder Latch
1.2	1	700-127	Spring
1.3	1	700-608	Ladder Bottom Section
1.4	1	700-609	Upper Ladder Section
1.5	1	FW 1/2	Flatwasher - 1/2" Zinc Plated USS
1.6	1	HB 1/2-13X2.0 Z5	Hex Bolt - 1/2"-13 X 2.0" Grade 5 Zinc Plated Hex Cap Screw N.C.
1.7	2	HB 5/8-11X1.3/4 Z5	Hex Bolt - 5/8"-11 X 1.3/4" Grade 5 Zinc Plated Hex Cap Screw N.C.
1.8	1	LN 1/2 N	LN 1/2-13 Zinc Plated Nylon Insert Lock Nut
1.9	2	LN 5/8 N	LN 5/8-11 Zinc Plated Nylon Insert Lock Nut
2	2	Obtain Locally	4" x 4" Pressure Treated Bumper
3	1	700-500	Front Stone Shield
4	1	700-601	Front Cover
5	1	700-618	Window
6	4	28940	Lynch Pin - 3/8 x 1-3/4"
7	1	31127	Front Shield
8	1	35425	Hose Mount
9	1	35430	Shield Mount
10	1	35754	PTO Holder
11	1	35422	Hose Extension Bracket
12	6	CB 1/2-13 X1.75 Z5	Carriage Bolt - 1/2-13 x 1 3/4" Grade 5 Zinc
13	6	CB 3/8-16 X1 Z5	Carriage Bolt - 3/8-16 x 1" Grade 5 Zinc
14	3	CB 3/8-16 X1.25 Z5	Carriage Bolt - 3/8-16 x 1 1/4" Grade 5 Zinc
15	2	CB 5/8-11 X2 Z5	Carriage Bolt - 5/8-11 x 2" Grade 5 Zinc
16	12	CB 5/16-18 X1 Z5	Carriage Bolt - 5/16-18 x 1" Grade 5 Zinc
17	9	CB 7/16-14 X1.25 Z5	Carriage Bolt - 7/16-14 x 1 1/4" Grade 5 Zinc
18	30	FW 1/2	Flatwasher - 1/2" Zinc Plated USS
19	45	FW 3/8	Flatwasher - 3/8" Zinc Plated USS
20	12	FW 5/16	Flatwasher - 5/16" Zinc Plated USS
21	9	FW 7/16	Flatwasher - 7/16" Zinc Plated USS
22	5	HB 1/2-13X1.5 Z5	Hex Bolt 1/2-13x1 1/2 Grade 5 Zinc Plated Hex Cap Screw
23	2	HB 1/2-13X1.25 Z5	Hex Bolt 1/2-13x1 1/4 Grade 5 Zinc Plated Hex Cap Screw
24	1	HB 1/2X1/2 SS	Socket Head Shoulder Screws - 1/2 Shldr x 1/2 x 3/8-16
25	2	HB 3/8-16X1.5 Z5	Hex Bolt 3/8-16x1 1/2 Grade 5 Zinc Plated Hex Cap Screw
26	2	HB 5/16-18X5.5 Z5	Hex Bolt 5/16-18x5 1/2 Grade 5 Zinc Plated Hex Cap Screw
27	5	LN 1/2 N	LN 1/2-13 Zinc Plated Nylon Insert Lock Nut
28	12	LN 3/8 N	LN 3/8-16 Zinc Plated Nylon Insert Lock Nut
29	2	LN 5/8 N	LN 5/8-11 Zinc Plated Nylon Insert Lock Nut
30	14	LN 5/16 N	LN 5/16-18 Zinc Plated Nylon Insert Lock Nut
31	9	LN 7/16 N	LN 7/16-14 Zinc Plated Nylon Insert Lock Nut
32	1	TL5X2-201-111	Operator's Manual Holder



# Scrapers

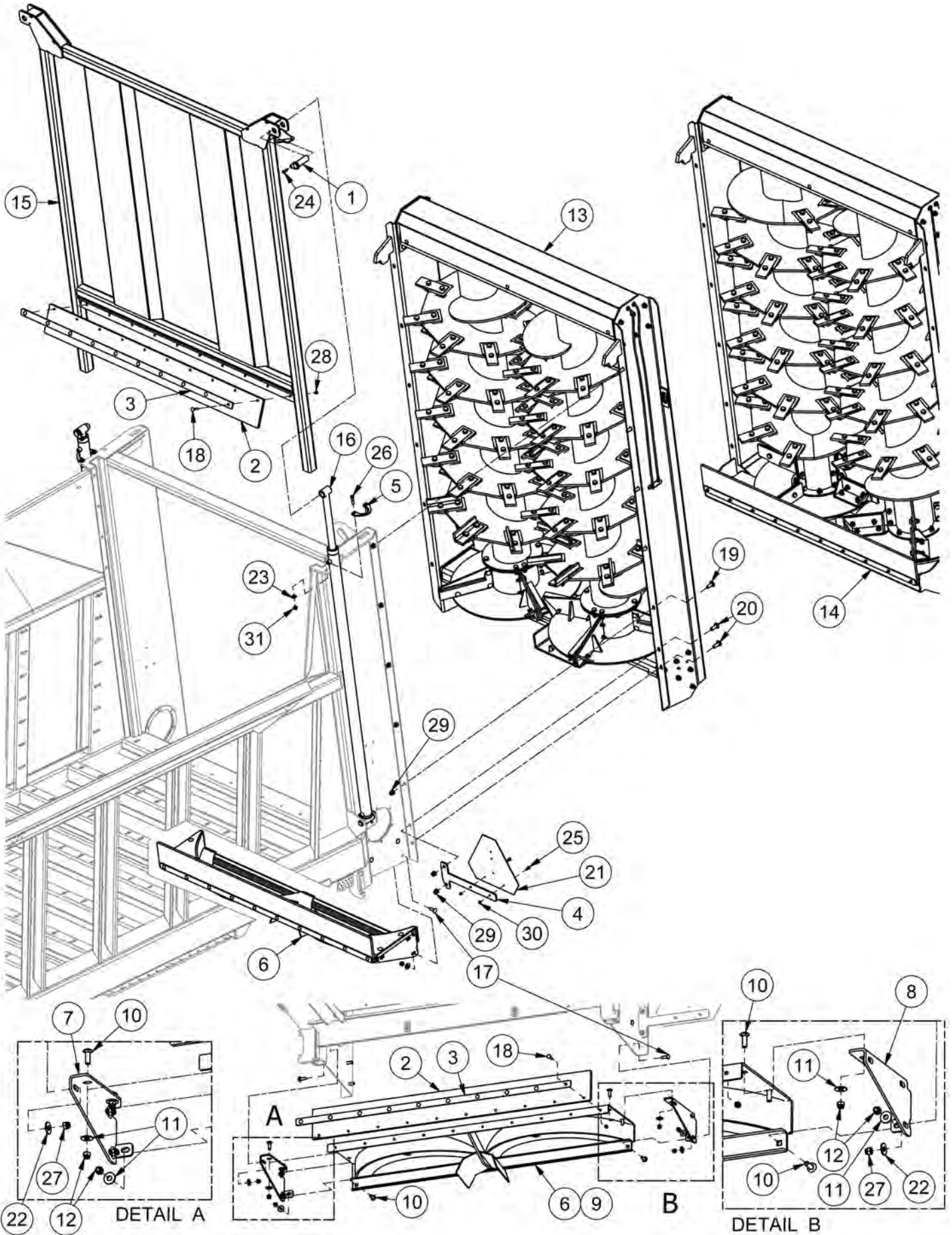


## Scrapers

ITEM	QTY	PART NUMBER	DESCRIPTION	NOTE
1	1	43813	Rubber Endgate Seal	Standard from SN21NS401
2	1	47566	Wiper Guide	Standard from SN21NS401
3	1	700-054	Front Rubber Seal Mount	
4	1	700-101	2 Ply Rubber Belt-V750 (7.0x66.38)	
5	1	700-103	Rubber Hold Down	
6	10	CB3/8-16X1.25CZ5	Carriage Bolt - 3/8-16 x 1 1/4" Grade 5 Zinc	
7	10	CB3/8-16X1.5CZ5	Carriage Bolt - 3/8-16 x 1 1/2" Grade 5 Zinc	
8	7	CB7/16-14X1CZ5	Carriage Bolt - 7/16-14 x 1" Grade 5 Zinc	
9	20	LN3/8-16NCZ5	LN 3/8-16 Zinc Plated Nylon Insert Lock Nut	
10	7	LN7/16-14NCZ5	LN 7/16-14 Zinc Plated Nylon Insert Lock Nut	



# Rear Components

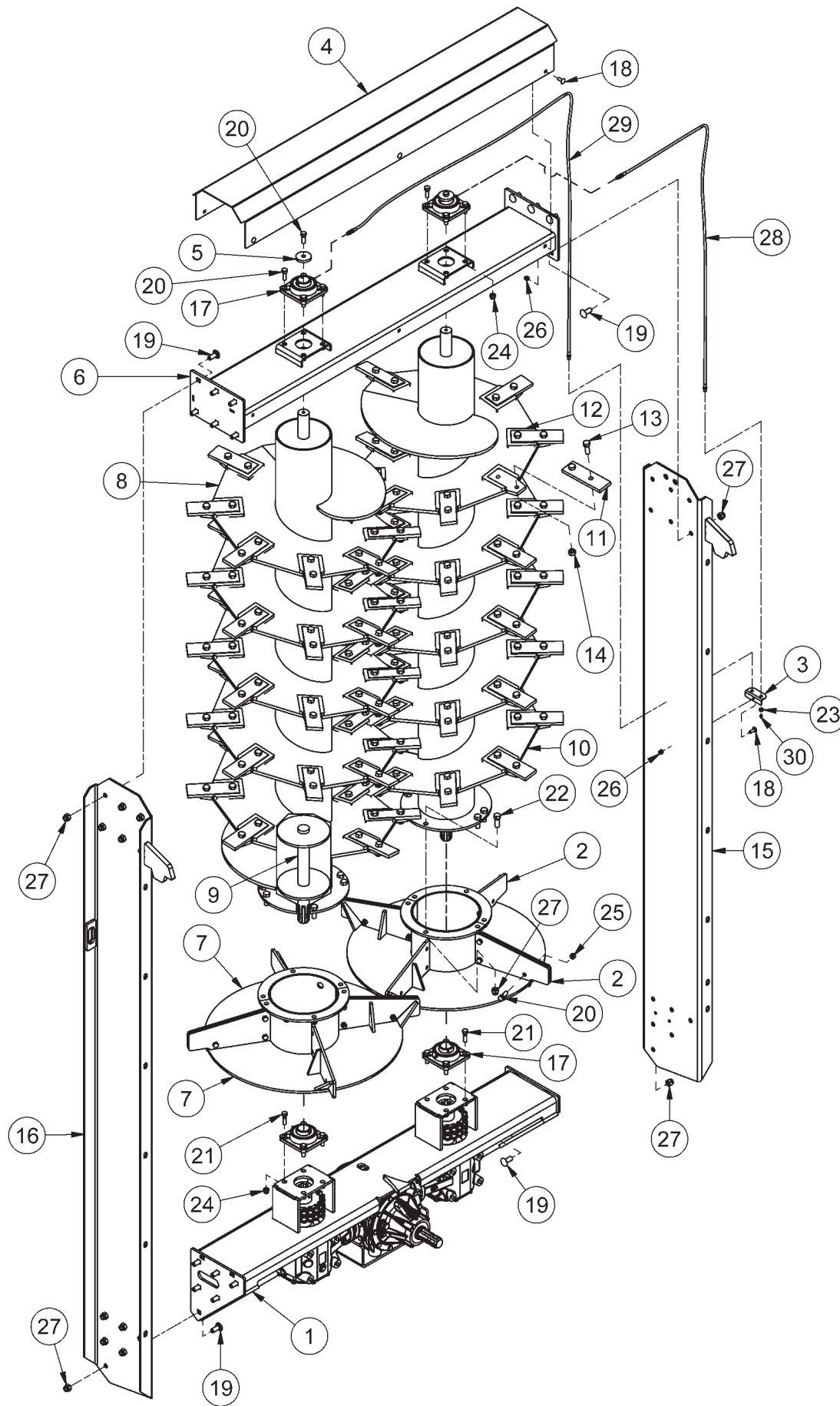


## Rear Components

ITEM	QTY	PART NUMBER	DESCRIPTION	NOTE
1	2	400-601	Pin	
2	2	700-101	Rubber Endgate Seal	
3	2	700-103	Tubber Hold Down	
4	1	700-108	SMV Sign Mount	
5	2	375-142	Endgate Cylinder Support	
6	1	700-610	Spinner Shroud	Items 7-12
7	1	46075	Right Spinner Pan Mount	
8	1	46076	Left Spinner Pan Mount	
9	1	46088	Spinner Pan	
10	6	CB 1/2-13 X1.5 Z5	Carriage Bolt - 1/2-13 x 1 1/2" Grade 5 Zinc	
11	6	FW 1/2	Flatwasher - 1/2" Zinc Plated USS	
12	6	LN 1/2 N	LN 1/2-13 Zinc Plated Nylon Insert Lock Nut	
13	1	700-616	Beater Assembly	Up to SN 24NS501 See <a href="#">Pg.2-10</a>
14	1	49863	Beater Assembly	SN 24NS502 to Current See <a href="#">Pg.2-14</a>
15	1	700-900	Endgate	
16	2	31733	Hydraulic Cylinder	
17	6	CB1/2-13X1.5CZ5	Carriage Bolt - 1/2-13 x 1 1/2" Grade 5 Zinc	
18	20	CB3/8-16X1.75CZ5	Carriage Bolt - 3/8-16 x 1 3/4" Grade 5 Zinc	
19	11	CB5/8-11X1.5CZ5	Carriage Bolt - 5/8-11 x 1 1/2" Grade 5 Zinc	
20	2	CB5/8-11X1.75CZ5	Carriage Bolt - 5/8-11 x 1 3/4" Grade 5 Zinc	
21	1	DESMV	Slow Moving Vehicle Sign	
22	6	FW 1/2	Flatwasher - 1/2" Zinc Plated USS	
23	4	FW 7/16	Flatwasher - 7/16" Zinc Plated USS	
24	4	HB3/8-16X1Z5	Hex Bolt 3/8-16x1 Gr 5 Zinc Plated Hex Cap Screw	
25	2	HB5/16-18X0.75Z5	Hex Bolt 5/16-18x3/4 Gr 5 Zinc Plated Hex Cap Screw	
26	4	HB7/16-14X2Z5	Hex Bolt 7/16-14x2 Gr 5 Zinc Plated Hex Cap Screw	
27	6	LN1/2-13NCZ5	LN 1/2-13 Zinc Plated Nylon Insert Lock Nut	
28	20	LN3/8-16NCZ5	LN 3/8-16 Zinc Plated Nylon Insert Lock Nut	
29	13	LN5/8-11NCZ5	LN 5/8-11 Zinc Plated Nylon Insert Lock Nut	
30	2	LN5/16-18NCZ5	LN 5/16-18 Zinc Plated Nylon Insert Lock Nut	
31	4	LN7/16-14NCZ5	LN 7/16-14 Zinc Plated Nylon Insert Lock Nut	



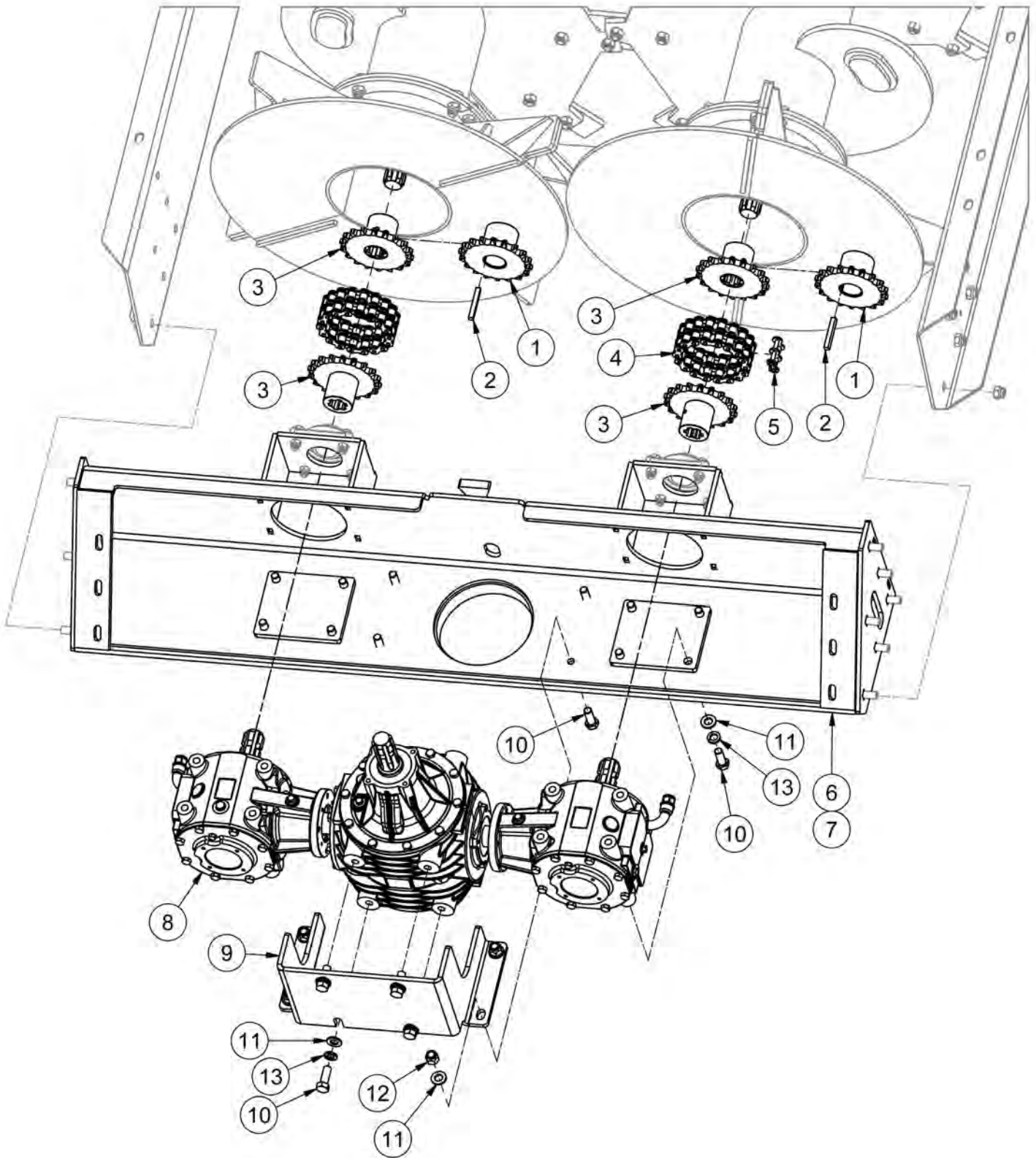
# Beaters - 700-616 - Up to SN 24NS501



## Beaters - 700-616 - Up to SN 24NS501

ITEM	QTY	PART NUMBER	DESCRIPTION	NOTE
1	1	35803	Large Rear Drive Assembly	See Pg.2-12
2	2	36967	Left Beater Spinner	
3	1	37849	Nitro Grease Line Mount	
4	1	700-105	Top Beater Cover	
5	2	700-157	Load Bearing Washer	
6	1	700-400	Upper Cross Beam	
7	2	700-617	Right Beater Spinner	
8	1	700-626	Right Beater	Incl. Items 8,10-13
9	1	43876	Lower Shaft Assembly	Qty=1 Beater
10	1	700-627	Left Beater	Incl. Items 8,10-13
11	40	400-438	Beater Paddle	Qty=1 Beater
12	40	47476	Paddle Retainer	Qty=1 Beater
13	80	HB5/8-11X1.75Z5	Hex Bolt 5/8-11x1 3/4 Grade 5 Zinc Plated Hex Cap Screw	Qty=1 Beater
14	80	LN5/8-11CCZA	Center Lock Nut 5/8"-11 Grade A Zinc Plated	Qty=1 Beater
15	1	700-628	Left Beater Mount	
16	1	700-629	Right Beater Mount	
17	4	BEA UCF209-28R3	Flange Bearing -Triple Seal- Ductile Iron	
18	7	CB3/8-16X1CZ5	Carriage Bolt - 3/8-16 x 1" Grade 5 Zinc	
19	24	CB5/8-11X1.5CZ5	Carriage Bolt - 5/8-11 x 1 1/2" Grade 5 Zinc	
20	22	HB1/2-13X1.5Z5	Hex Bolt 1/2-13x1 1/2 Grade 5 Zinc Plated Hex Cap Screw	
21	8	HB1/2-13X1.75Z5	Hex Bolt 1/2-13x1 3/4 Grade 5 Zinc Plated Hex Cap Screw	
22	12	HB5/8-11X1.75Z5	Hex Bolt 5/8-11x1 3/4 Grade 5 Zinc Plated Hex Cap Screw	
23	2	HNJ3/8-16	Hex Nut - 3/8-16 Zinc Plated Hex Jam Nut	
24	16	LN1/2-13NCZ5	LN 1/2-13 Zinc Plated Nylon Insert Lock Nut	
25	12	LN1/2-13TCZ5	LN1/2-13 Gr.C Zinc Top Lock Nut	
26	7	LN3/8-16NCZ5	LN 3/8-16 Zinc Plated Nylon Insert Lock Nut	
27	36	LN5/8-11NCZ5	LN 5/8-11 Zinc Plated Nylon Insert Lock Nut	
28	1	36623	Hose - HH67 - 2R7(2MPX,2GKCY) HCL 67"	
29	1	36624	Hose - HH99 - 2R7(2MPX,2GKCY) HCL 99"	
30	2	GR 1/4 X 28	Grease Fitting 1/4-28 Straight Standard Zerk	

# Lower Beater Assembly - Up to SN 24NS501

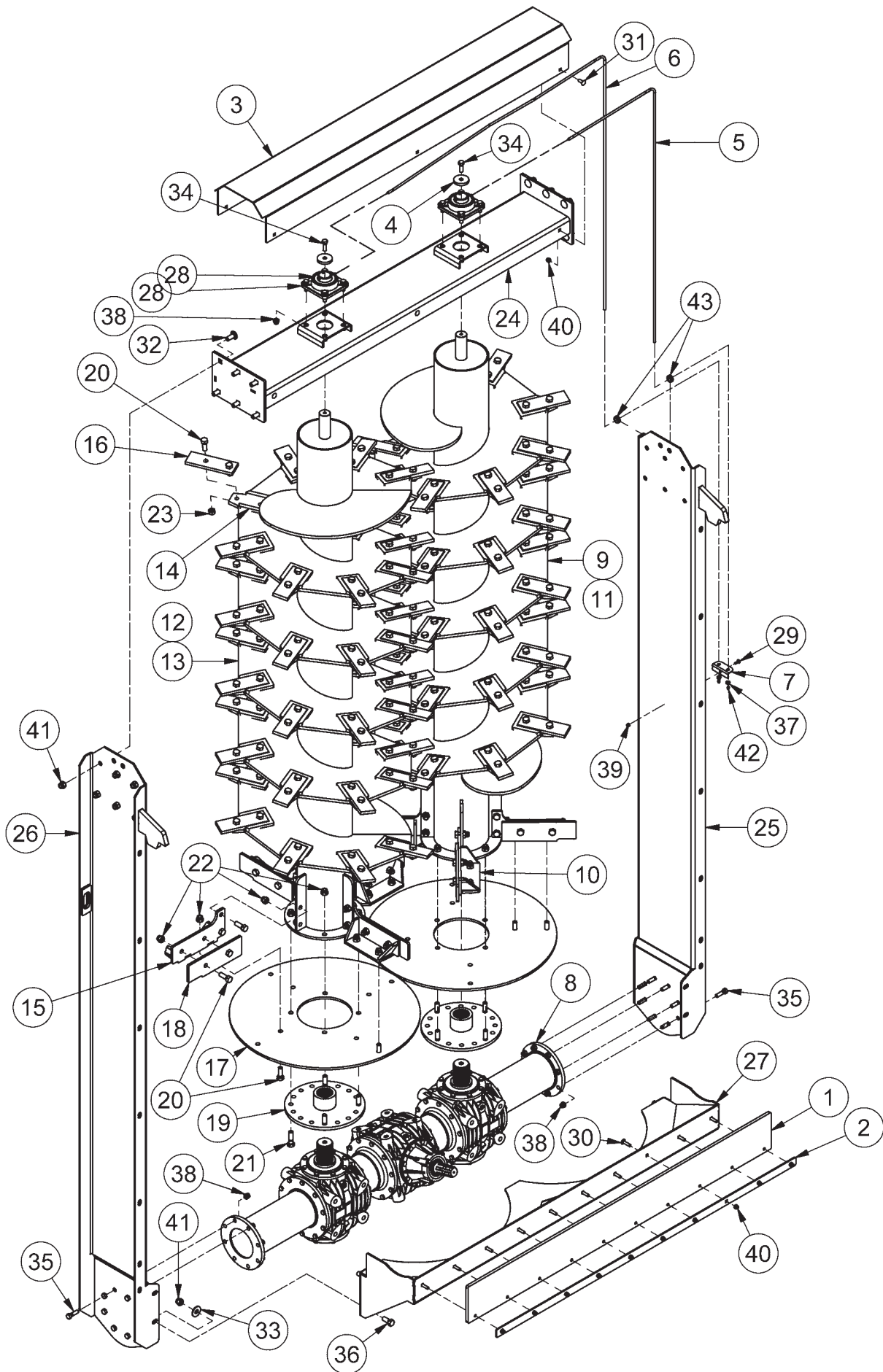


## Lower Beater Assembly - Up to SN 24NS501

ITEM	QTY	PART NUMBER	DESCRIPTION	NOTE
1	2	700-641	Keywayed Sprocket	Old Keywayed Style
2	2	30807	Chain Sprocket Key	Old Keywayed Style
3	4	700-645	6 Spline Sprocket	Current
4	2	31518	#80 Coupling Chain	
5	2	31516	#80 Chain Connector	
6	1	35803	Large Rear Drive Assembly	Incl. Items 7-13
7	1	700-920	Bottom Cross Beam	
8	1	30846	Beater Gearbox	See Pg.6-1
9	1	700-646	Center Gearbox Mount	
10	16	M16X45X2	Metric Bolt	
11	16	FWMM16	Flatwasher - M16 Black DIN6916 Struct.	
12	4	LN16-2CZ5	Locknut - M16-2 Zinc Plated Nylon Insert Lock Nut	
13	12	LW 16MM	Lockwasher Metric 16mm	



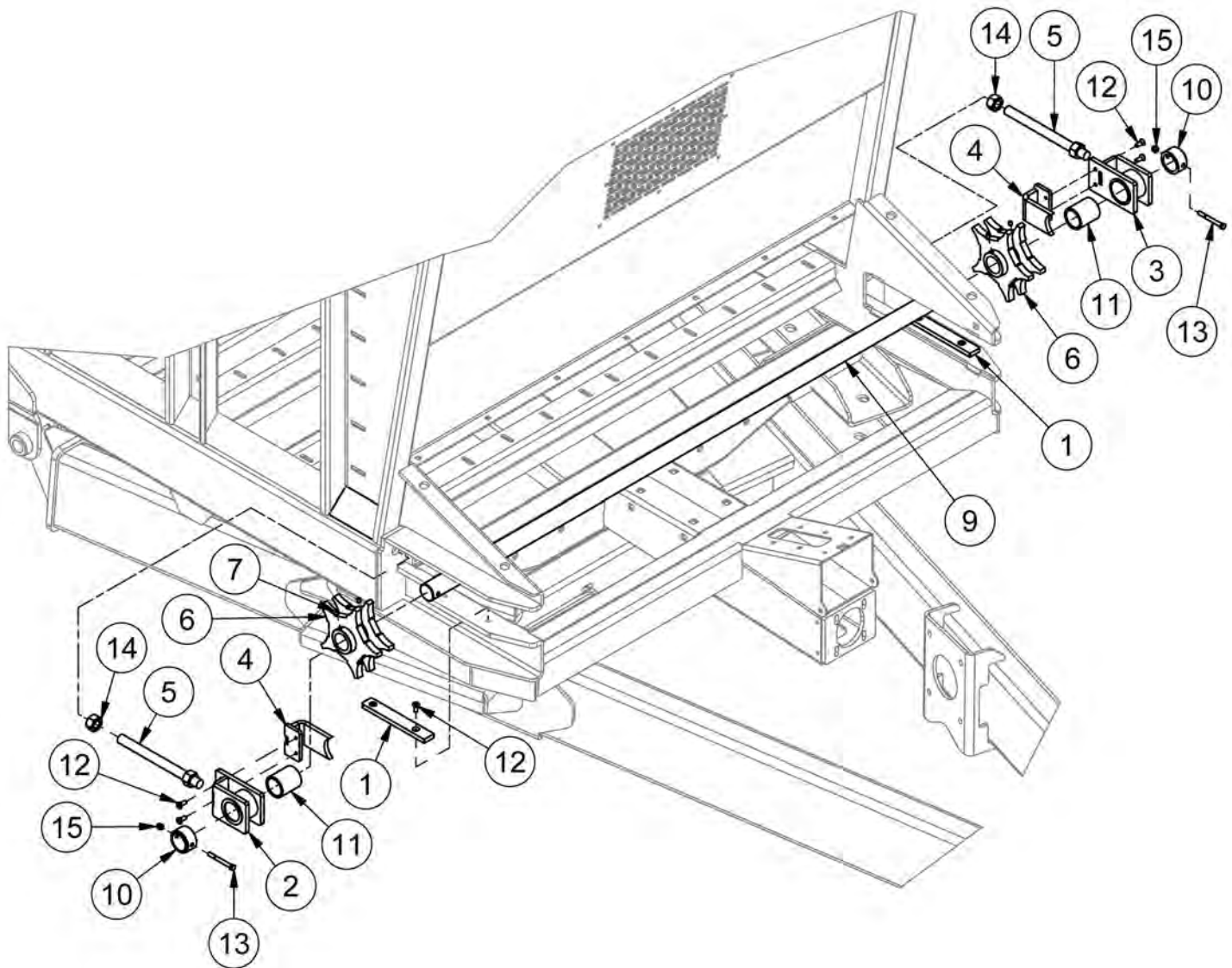
# 49863 - Beaters - SN 24NS502 to Current



## 49863 - Beaters - SN 24NS502 to Current

ITEM	QTY	PART NUMBER	DESCRIPTION	NOTE
1	1	700-101	Rubber Endgate Seal	
2	1	700-103	Rubber Hold Down	
3	1	700-105	Top Beater Cover	
4	2	700-157	Load Bearing Washer	
5	1	36623	Hose - HH67 - 2R7(2MPX,2GKCY) HCL 67"	
6	1	36624	Hose - HH99 - 2R7(2MPX,2GKCY) HCL 99"	
7	1	37849	Grease Line Mount	
8	1	49604	BG240 Gearbox	Pg.6-7
9	1	49864	Left Beater Assembly	Inc. Items 10,11,15-23
10	4	46930	Left Paddle	
11	1	49867	Left Beater Weldment	Inc. Item 14
12	1	49865	Right Beater Assembly	Inc. Item 13,15-23
13	1	49868	Right Beater Weldment	Inc. Item 14
14	40	47476	Paddle Retainer	Qty=1 Beater
15	4	46928	Right Paddle	
16	40	400-438	Beater Paddle	Qty=1 Beater
17	1	46924	Spinner Disc	Qty=1 Beater
18	4	49882	Spinner Paddle	Qty=1 Beater
19	1	50244	Spline Hub	Qty=1 Beater
20	104	HB5/8-11X1.75Z5	Hex Bolt 5/8-11x1 3/4 Gr 5 Zinc Plated Hex Cap Screw	Qty=1 Beater
21	4	HB5/8-11X2.25Z5	Hex Bolt 5/8-11x2 1/4 Gr 5 Zinc Plated Hex Cap Screw	Qty=1 Beater
22	28	LN5/8-11NCZ5	LN 5/8-11 Zinc Plated Nylon Insert Lock Nut	Qty=1 Beater
23	80	LN5/8-11TCZ5	LN5/8-11 Gr.C Zinc Top Lock Nut	Qty=1 Beater
24	1	49869	Upper Beater Cross Beam	
25	1	49871	Left Side Beater Frame	
26	1	49872	Right Side Beater Frame	
27	1	49880	Spinner Pan Weldment	
28	2	BEA UCF209-28R3	Flange Bearing, Triple Seal, Ductile Iron	
29	1	CB1/4-20X0.75CZ5	Carriage Bolt - 1/4-20 x 3/4" Grade 5 Zinc	
30	10	CB3/8-16X1.5CZ5	Carriage Bolt - 3/8-16 x 1 1/2" Grade 5 Zinc	
31	6	CB3/8-16X1CZ5	Carriage Bolt - 3/8-16 x 1" Grade 5 Zinc	
32	12	CB5/8-11X1.5CZ5	Carriage Bolt - 5/8-11 x 1 1/2" Grade 5 Zinc	
33	4	FW 5/8	Flatwasher - 5/8" Zinc Plated USS	
34	10	HB1/2-13X1.5Z5	Hex Bolt 1/2-13x1 1/2 Gr 5 Zinc Hex Cap Screw	
35	16	HB1/2-13X1.75Z5	Hex Bolt 1/2-13x1 3/4 Gr 5 Zinc Hex Cap Screw	
36	4	HB5/8-11X1.5Z5	Hex Bolt 5/8-11x1 1/2 Gr 5 Zinc Hex Cap Screw	
37	2	HNJ3/8-16	Hex Nut - 3/8-16 Zinc Plated Hex Jam Nut	
38	24	LN1/2-13NCZ5	LN 1/2-13 Zinc Plated Nylon Insert Lock Nut	
39	1	LN1/4-20NCZ5	LN 1/4-20 Zinc Plated Nylon Insert Lock Nut	
40	16	LN3/8-16NCZ5	LN 3/8-16 Zinc Plated Nylon Insert Lock Nut	
41	16	LN5/8-11NCZ5	LN 5/8-11 Zinc Plated Nylon Insert Lock Nut	
42	2	GR 1/4 X 28	Grease Fitting 1/4-28 Straight Standard Zerk	
43	2	TL5X2-100-143	5/8" Grommet	

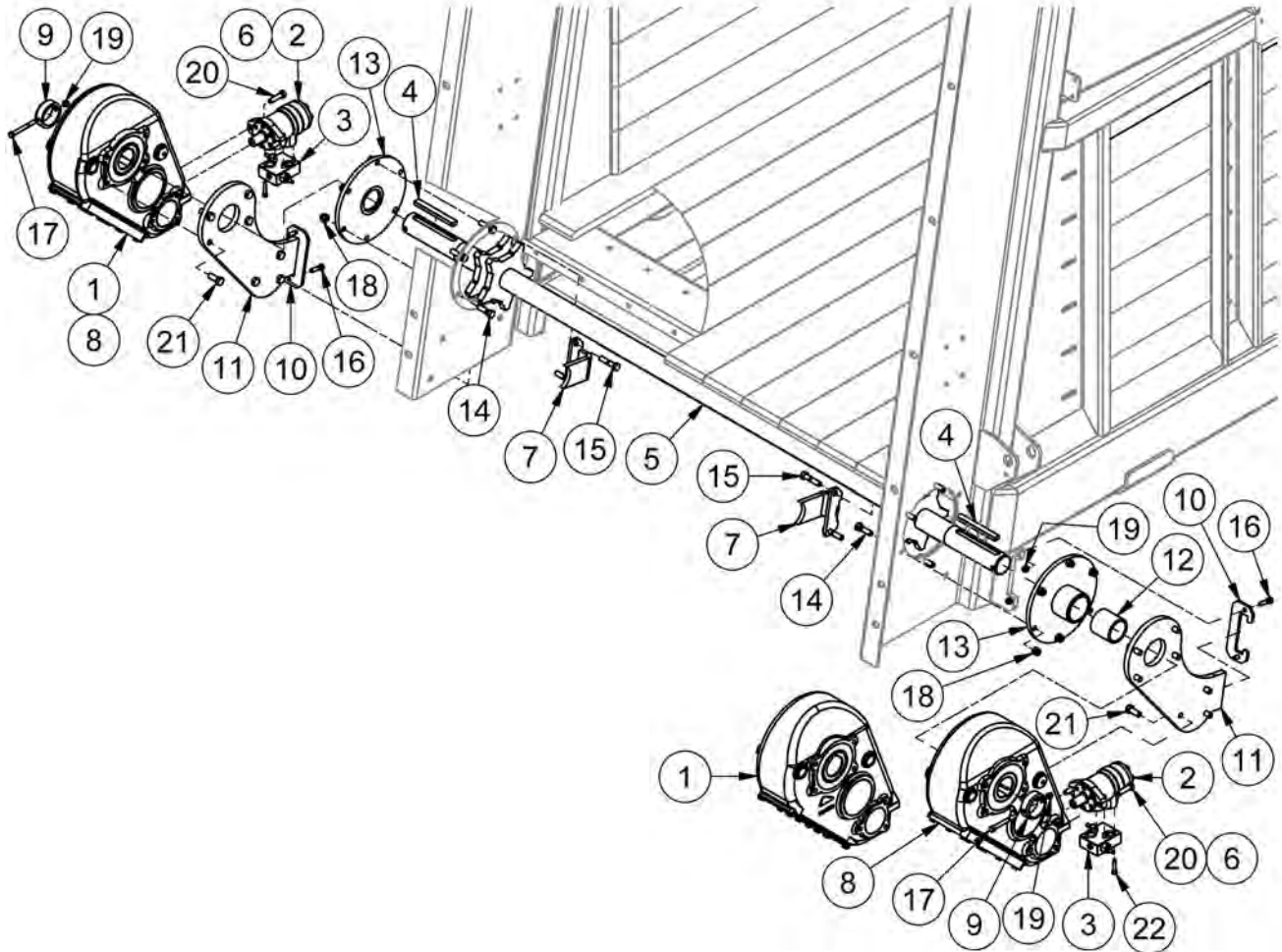
## Front Apron Drive



ITEM	QTY	PART NUMBER	DESCRIPTION
1	2	31123	Tightener Guide
2	1	43730	Tensioner Bushing Housing
3	1	45094	Left Front Apron Shaft Housing
4	2	45425	950 Front Scraper Assembly
5	2	50729	Threaded Rod Tightener
6	2	51392	Sprocket Apron (Weldment) for N950
7	2	SS3/8-16X0.1/2CP	Hexagon Socket Set Screw - Cone Point
9	1	700-050	Shaft -Apron Front
10	2	700-051	Bushing -Apron Shaft
11	2	700-177	Polygon 2.5 OD x2.02 ID x2.875 LG
12	4	FHSCS3/8-16X1	Hex Bolt - 3/8"-16 x 1" Flat Socket Cap Screw
13	2	HB3/8-16X3.5Z5	Hex Bolt 3/8-16x3 1/2 Grade 5 Zinc Plated Hex Cap Screw
14	2	HN1-8CZ5	Hex Nut 1"-8 Grade 5 Zinc Plated Finished
15	2	LN3/8-16NCZ5	LN 3/8-16 Zinc Plated Nylon Insert Lock Nut



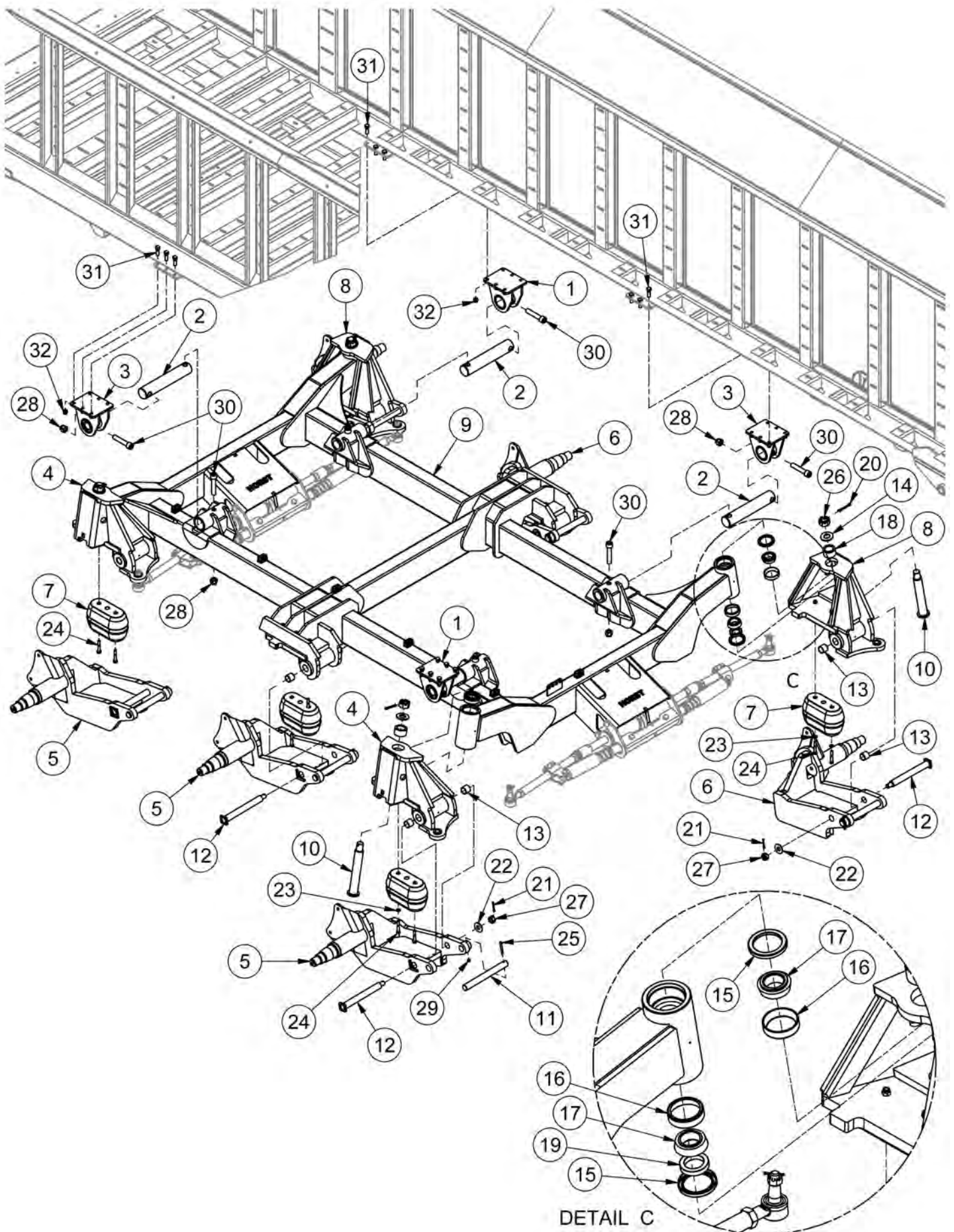
## Rear Apron Drive



ITEM	QTY	PART NUMBER	DESCRIPTION	NOTE
1	2	30843	Gear Box (RT650-60-25)	Up to SN 23NS502
2	2	30854	Hydraulic Motor 160cc	Standard
3	2	30856	Hydraulic Cross Port Relief for Motor	
4	2	30859	18mmX11mmX150mm Metric Key	
5	1	35715	950 Rear Apron Shaft	
6	2	40718	Hydraulic Motor - Speed Sensor & Relief	Req. Scale Option
7	2	45369	950/1050 Apron Shaft Scraper	
8	2	49996	CNM650 Apron Gear Box	SN 24NS501 - Current
9	2	450-371	Apron Shaft Bushing	
10	2	450-433	Torque Arm Retainer	
11	2	700-444	Gearbox Torque Arm	
12	1	700-431	Polygon 2.875OD x2.383 ID x2.75 LG	
13	1	700-638	Housing Bearing	
14	8	HB1/2-13X1.75Z5	Hex Bolt 1/2-13x1 3/4 Gr 5 Zinc Plated Hex Cap Screw	
15	4	HB1/2-13X2.25Z5	Hex Bolt 1/2-13x2 1/4 Gr 5 Zinc Plated Hex Cap Screw	
16	4	HB3/8-16X1.5Z5	Hex Bolt 3/8-16x1 1/2 Gr 5 Zinc Plated Hex Cap Screw	
17	2	HB3/8-16X3.5Z5	Hex Bolt 3/8-16x3 1/2 Gr 5 Zinc Plated Hex Cap Screw	
18	12	LN1/2-13NCZ5	LN 1/2-13 Zinc Plated Nylon Insert Lock Nut	
19	6	LN3/8-16NCZ5	LN 3/8-16 Zinc Plated Nylon Insert Lock Nut	
20	4	M12X45X1.75	Metric Bolt	
21	14	M14X35X2	Metric Bolt	
22	8	SHCS5/16-18X1.5	Hex Bolt - 5/16-18 x 1 1/2 Socket Head Cap Screw	



# Tri-Axle - Frame



## Tri-Axle - Frame

ITEM	QTY	PART NUMBER	DESCRIPTION
1	2	35237	Right Frame Mount
2	4	36037	Mock Load Cell
3	2	39303	Left Frame Mount
4	2	42541M	Left Steering Assembly
5	3	42956	Right Spindle Arm Assembly w Air Port
6	3	42957	Left Spindle Arm Assembly w Air Port
7	6	42958	Rectangular Double Convolution 75 Durometer Spring
8	2	43510	Right Steering Assembly
9	1	43557	Chassis Frame Assembly
10	4	43654	Spindle Pin Assembly
11	6	43655	Pin
12	6	43657	Spindle Arm Pin-485RF
13	12	50023	Iglide TX1 -1.5 ID x 1.75 OD x 1.5"lg
14	4	50024	Washer Plate 1 1/2" ID X 3" OD X 1/4"
15	8	50072	OS 2.938x3.937x .438 SEAL W/SPRING (10K/12K)
16	8	50073	3720 Cup
17	8	50074	3780 Cone
18	4	50075	Top Bearing Spacer Bushing
19	4	50077	Bottom Bearing Spacer Bushing
20	3	CP 1/4 X 2 3/4	Pin,Cotter - 1/4" X 2 3/4" Zinc Finish Extended Prong
21	6	CP 3/16 X 2	Pin,Cotter - 3/16" X 2" Zinc Finish Extended Prong
22	6	FW 1.0	Flatwasher - 1" Zinc Plated USS
23	12	FW 7/16	Flatwasher - 7/16" Zinc Plated USS
24	12	HB1/2-13X3.5Z5	Hex Bolt 1/2-13x3 1/2 Grade 5 Zinc Plated Hex Cap Screw
25	5	HB3/8-16X3Z5	Hex Bolt 3/8-16x3 Grade 5 Zinc Plated Hex Cap Screw
26	4	HNC1 1/2-12 UNF2B	Hex Nut 1 1/2"-12 Slotted Plain Finish (NF Castle Nut Bare)
27	6	HNC1.0-14FZ5	1"-14 SAE J995 Grade 5 Zinc Finish Steel Slotted Hex Nut
28	8	LN1-8NCZ5	LN 1-8 Zinc Plated Nylon Insert Lock Nut
29	5	LN3/8-16NCZ5	LN 3/8-16 Zinc Plated Nylon Insert Lock Nut
30	8	SHCS1-8X5	Hex Bolt - 1-8 x 5 Socket Head Cap Screw
31	24	HB5/8-11X2Z5	Hex Bolt 5/8-11x2 Grade 5 Zinc Plated Hex Cap Screw
32	24	LN5/8-11NCZ5	LN 5/8-11 Zinc Plated Nylon Insert Lock Nut



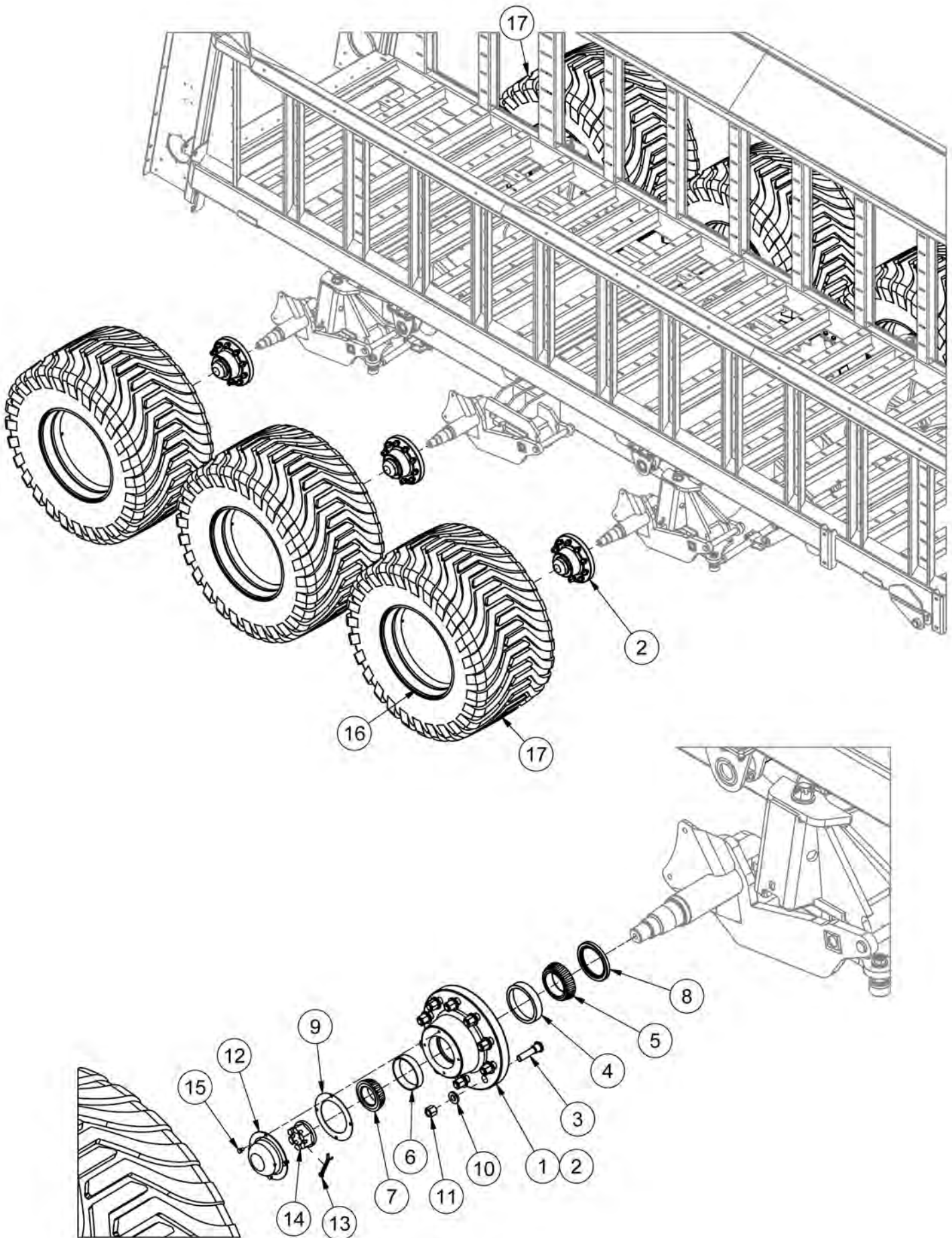


## Tri-Axle - Steering

ITEM	QTY	PART NUMBER	DESCRIPTION
1	4	42541	Tri Axle - Tie Rod Supply
2	4	42542	Tri Axle - Steering Stabilizer Shock
3	2	42543	Tri Axle Hyd. Cylinder with Floating Piston
4	4	42736	Tri Axle Tie Rod Shaft
5	4	42738	Tri Axle HD Left Thread Rod End
6	2	43512	Shock Mount Assembly
7	4	43513	Tie Rod Clamp Assembly
8	2	CB1/2-13X3CZ5	Carriage Bolt - 1/2-13 x 3" Grade 5 Zinc
9	8	CB5/8-11X2CZ5	Carriage Bolt - 5/8-11 x 2" Grade 5 Zinc
10	4	CP0.12X1.75	Pin,Cotter - 0.120 in" X 1 3/4" Zinc Finish Extended Prong
11	8	HB1/2-13X1.75Z5	Hex Bolt 1/2-13x1 3/4 Grade 5 Zinc Plated Hex Cap Screw
12	10	HB1/2-13X2.5Z5	Hex Bolt 1/2-13x2 1/2 Grade 5 Zinc Plated Hex Cap Screw
13	4	HB3/4-10X4.5Z5	Hex Bolt 3/4-10x4 1/2 Grade 5 Zinc Plated Hex Cap Screw
14	4	HB3/4-10X4Z5	Hex Bolt 3/4-10x4 Grade 5 Zinc Plated Hex Cap Screw
15	4	HNC7/8-14 UNF2B	Hex Nut 7/8"-14 Slotted Plain Finish (NF Castle Nut Bare)
16	4	HNJ1 1/4-12	Hex Nut - 1 1/4-12 Zinc Plated Hex Jam Nut
17	32	LN1/2-13NCZ5	LN 1/2-13 Zinc Plated Nylon Insert Lock Nut
18	8	LN3/4-10NCZ5	LN 3/4-10 Zinc Plated Nylon Insert Lock Nut
19	8	LN5/8-11NCZ5	LN 5/8-11 Zinc Plated Nylon Insert Lock Nut



# Tri-Axle - Hubs & Tires



## Tri-Axle - Hubs & Tires

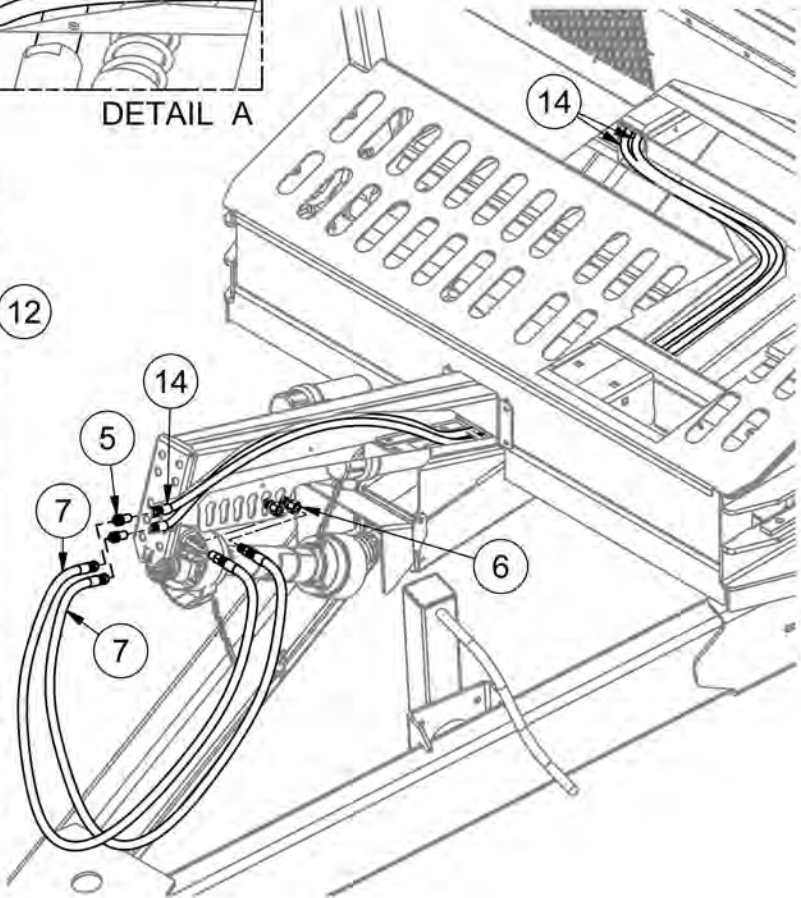
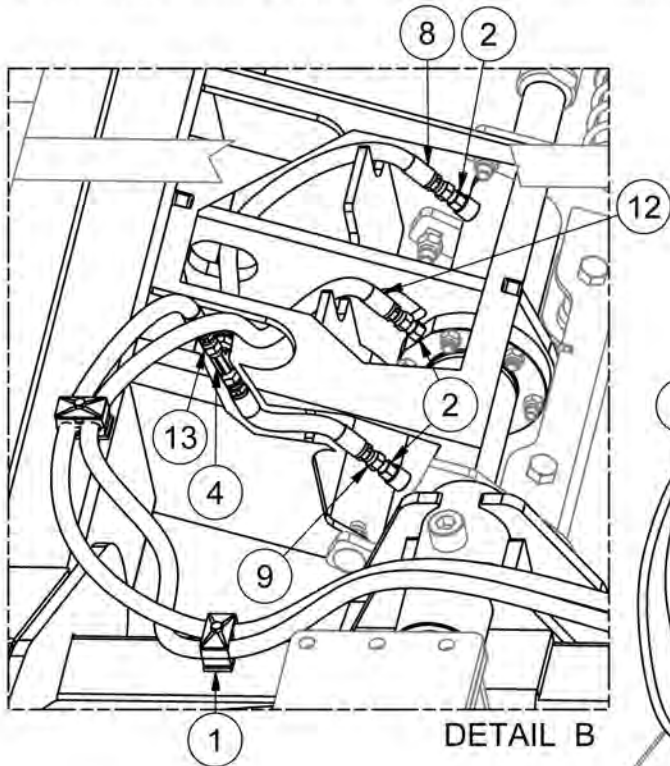
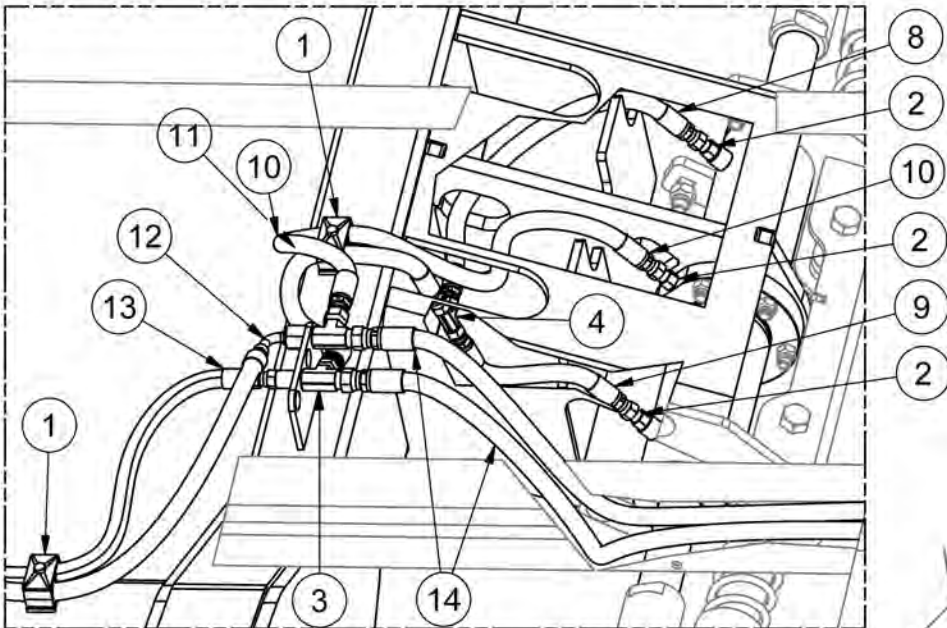
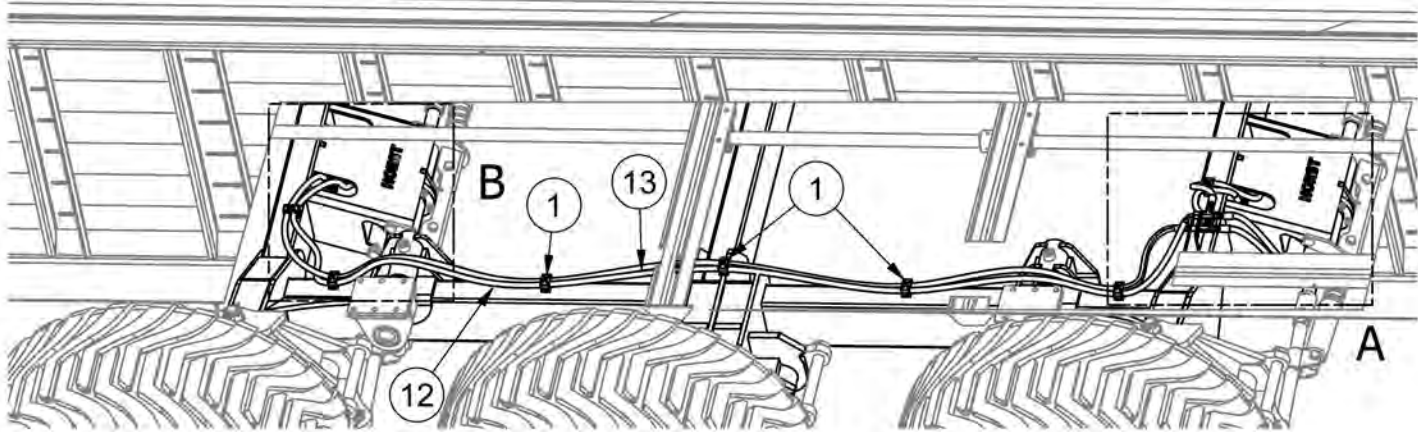
ITEM	QTY	PART NUMBER	DESCRIPTION	NOTE
1	6	HUB 16000	Hub c/w Parts (16000)	Items 2-15
2	1	11-1405	Hub (16000) c/w Press in Bolts	Qty per Hub
3	10	11-1411	Stud Bolt 3/4"-16 x 3 1/2"	Qty per Hub
4	1	11-1409	[Cup (47620)]	Qty per Hub
5	1	11-1408	[Cone(47687)]	Qty per Hub
6	1	11-1193	[Cup (39520)]	Qty per Hub
7	1	11-1192	[Cone(39585)]	Qty per Hub
8	1	11-1407	[Seal(38730)]	Qty per Hub
9	1	11-1636	Dust Cap Gasket(D16000)	Qty per Hub
10	10	11-1638	16000lb Wheel Nut Flange Washer	Qty per Hub
11	10	11-1639	3/4"-16 Weel Nut	Qty per Hub
12	1	11-1410	Dust Cap(D16000)	Qty per Hub
13	1	11-1413	5/16 x 3 1/2 Cotter Pin	Qty per Hub
14	1	11-1412	1.75 Slotted Hex Nut	Qty per Hub
15	4	HB5/16-18X0.5Z5	Hex Bolt 5/16-18x1/2 Grade 5 Zinc Plated Hex Cap Screw	Qty per Hub
16	6	WHE 2426.5 S	Rim - 24 X 26.5 with 10 Bolt Center - BLANK SHELL ONLY	
17	6		See Chart Below	

NITRO 1050 TIRE CHART		
AXLE TYPE	PART NUMBER	TIRE SIZE
Tri-Axle	WHE 700X50X26.5B	700-50-26.5 Flotation (Bias)
Tri-Axle	WHE 710X50X26.5R	710/50-26.5 Flotation (Radial)
Tri-Axle	WHE 750X60X30.5R	750/60-30.5 Flotation (Radial)

**NOTE:** Refer to Nitro Operator's Manual for wheel load capacity charts.



# Tri-Axle - Hydraulics

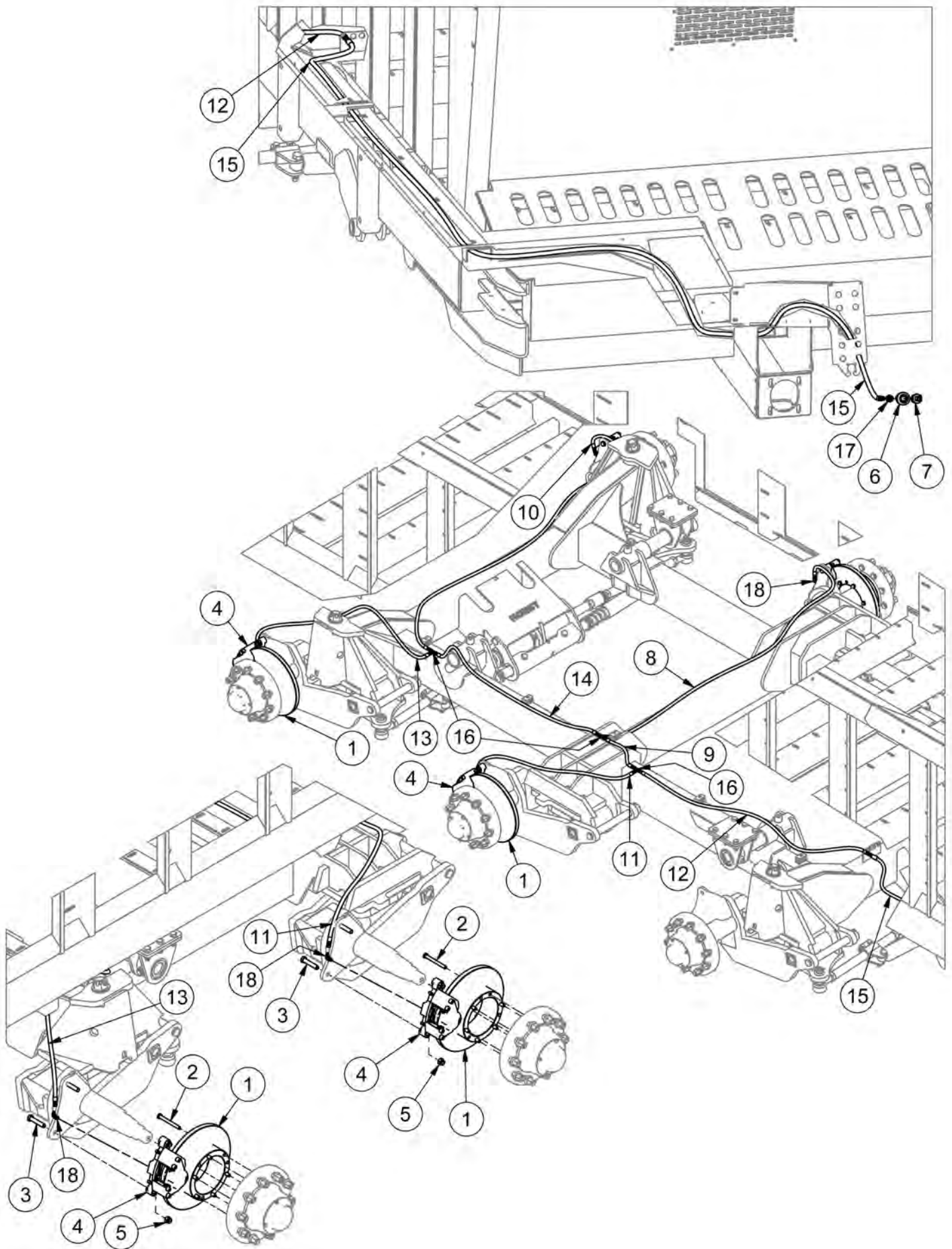


## Tri-Axle - Hydraulics

ITEM	QTY	PART NUMBER	DESCRIPTION
1	6	LA-HOSE CLAMP .5	Hose Clamps for 1/2 Hose
2	6	HF 6400-6-6	Hydraulic Fitting - Male JIC - Male ORB
3	2	HF 2704-8-8-8	Bulk Head Run Tee
4	2	HF 2603-6-6-6	Male JIC Tee
5	2	HF 2700LN-08-08	Hydraulic Fitting - MJIC to MJIC
6	2	HF 8010-4	Quickcoupler 1/2" Male Tip
7	2	30654	Hose - HH73- 6AT1(8FJXH-8MP) HCL 73"
8	2	31644	Hose - HH22- 6AT1(6FJX-6FJX) HCL 22"
9	2	46897	Hose - HH10 - 6AT2(6FJX,6FJX) HCL 10"
10	1	48369	Hose - HH22" 6AT1(6FJX-8FJX) HCL 22"
11	1	48367	Hose - HH10" 6AT1(6FJX-8FJX) HCL 10"
12	1	48362	Hose - HH176" 6AT1(8FJX90S-6FJX) HCL 176"
13	1	48366	Hose - HH158" 6AT1(6FJX-8FJX) HCL 158"
14	2	50297	Hose - HH198 - 6AT1(8FJX,8FJX) HCL 198"



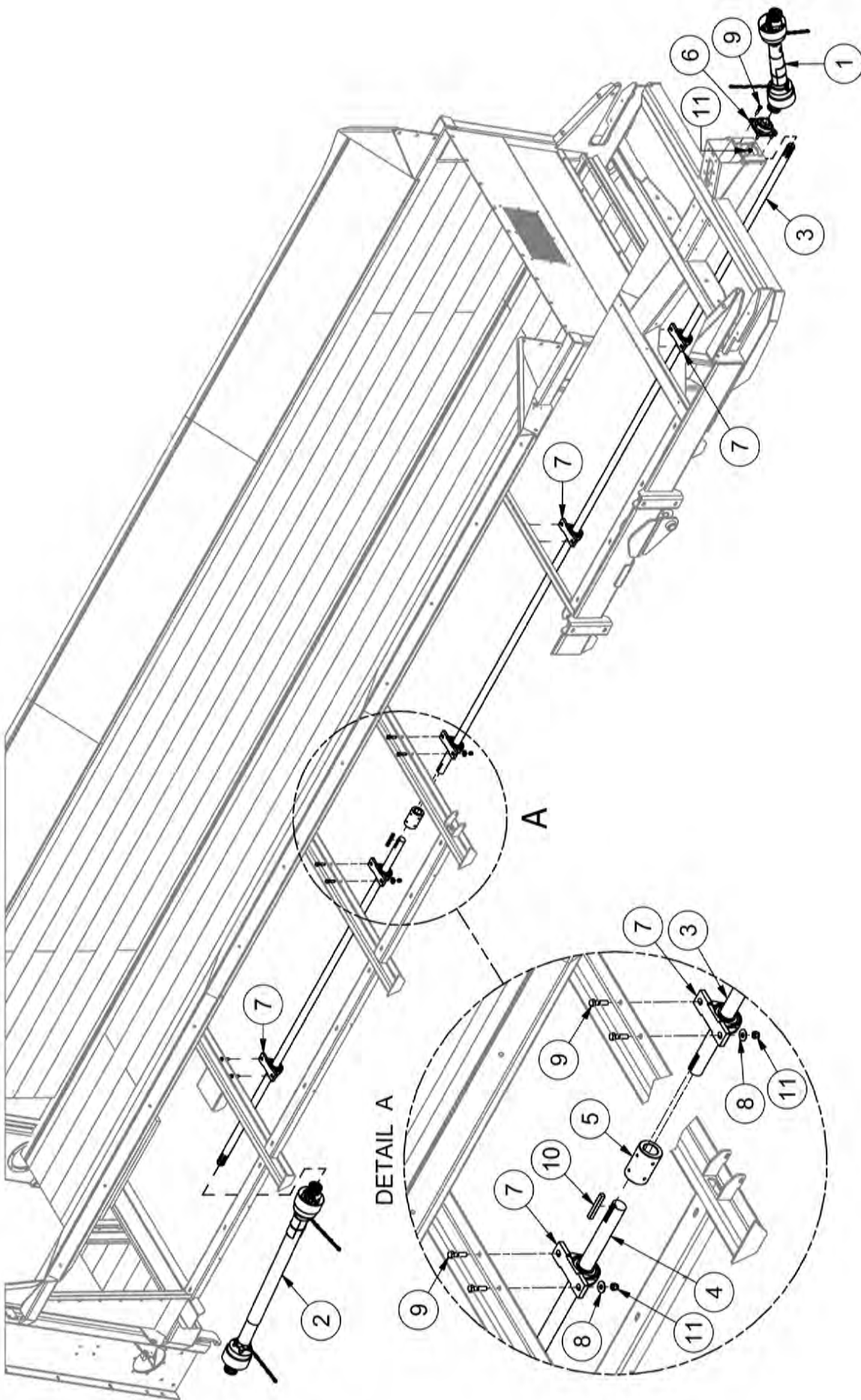
# Tri-Axle - Brake Option



## Tri-Axle - Brake Option

ITEM	QTY	PART NUMBER	DESCRIPTION
1	4	31773	Rotor for 16000# Hub - 9 Bolt
2	24	HB1/2-20X4.5YZ8	Hex Bolt 1/2-20x4 1/2 Grade 8 Zinc Hex Cap Screw
3	8	HB5/8-18X3YZ8	Hex Bolt 5/8-18x3 Grade 8 Zinc Hex Cap Screw
4	4	LA-11-1527	16000# Caliper
5	8	LN5/8-18NFZ8	5/8-18 Gr.8 Zinc Nylon Lock Nut
6	1	36022	Hyd. Quick Coupler- Female- For Nitro Brakes
7	1	37846	Hyd. Quick Coupler- Male- For Nitro Brakes
8	1	38751	Hose - HH120-4AT1(4FJX - 4FJX) HCL 120"
9	1	48360	Hose - HH10 4AT2(4FJX-4FJX) HCL 10"
10	1	48361	Hose - HH154 4AT1(4FJX-4FJX) HCL 154"
11	1	48363	Hose - HH65 - 4AT1(4G4FJX,4G4FJX) HCL 65"
12	1	48364	Hose - HH58 - 4AT1(4G4FJX,4G4FJX) HCL 58"
13	1	48365	Hose - HH77 - 4AT1(4G4FJX,4G4FJX) HCL 77"
14	1	50188	Hose - HH46 4AT1(4FJX-4FJX) HCL 46"
15	1	50336	Hose - HH264 - 4AT1(4FJX,4MJ) HCL 264"
16	3	HF 2603-4	Hydraulic Fitting - Male JIC Tee
17	1	HF 6400-4-8	Hyd. Fitting - Male JIC - Male ORB
18	4	HF 6801-4-4	Hydraulic Fitting - 90° O-Ring to JIC

# Driveline

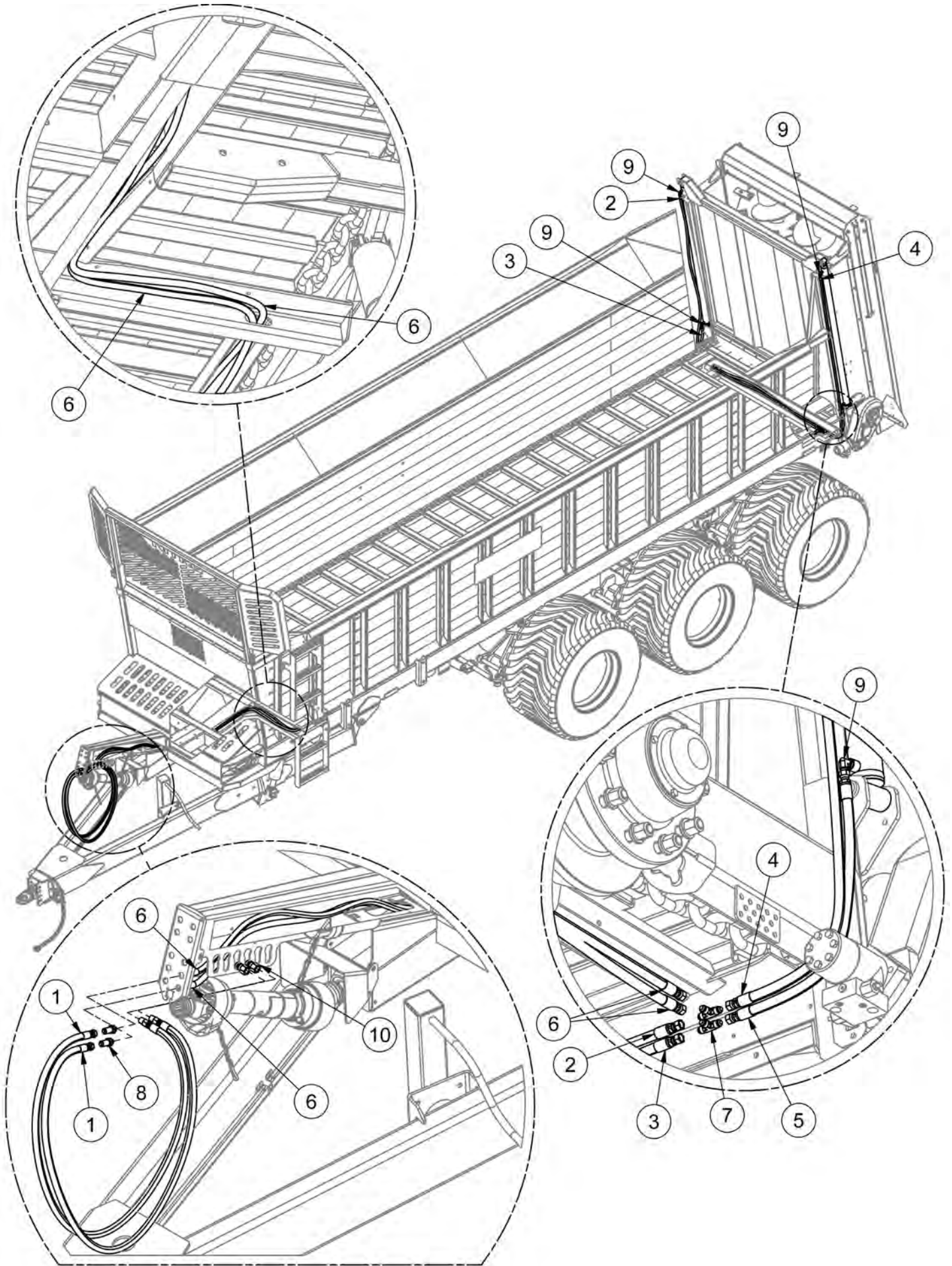


## Driveline

ITEM	QTY	PART NUMBER	DESCRIPTION
1	1	39853	PTO. 950 (V80-141P028360-028030-CV80-CLS)
2	1	39854	PTO. 950 (V80-091P285014-306060-CLS)
3	1	44974	Front Drive Shaft Splined
4	1	44975	Rear Drive Shaft Splined
5	1	44993	Drive Shaft Coupler
6	1	BEA UCF209-28R3	Flange Bearing, Triple Seal, Ductile Iron
7	5	BEA UCP209-28R3 DUCTILE	Bearing, Triple Seal, Ductile Iron, Pillow Block
8	10	FW 1/2	Flatwasher - 1/2" Zinc Plated USS
9	14	HB1/2-13X2Z5	Hex Bolt 1/2-13x2 Grade 5 Zinc Plated Hex Cap Screw
10	1	KS49463	Keystock .5 X 3.75
11	14	LN1/2-13NCZ5	LN 1/2-13 Zinc Plated Nylon Insert Lock Nut



# Hydraulics - Endgate Cylinders

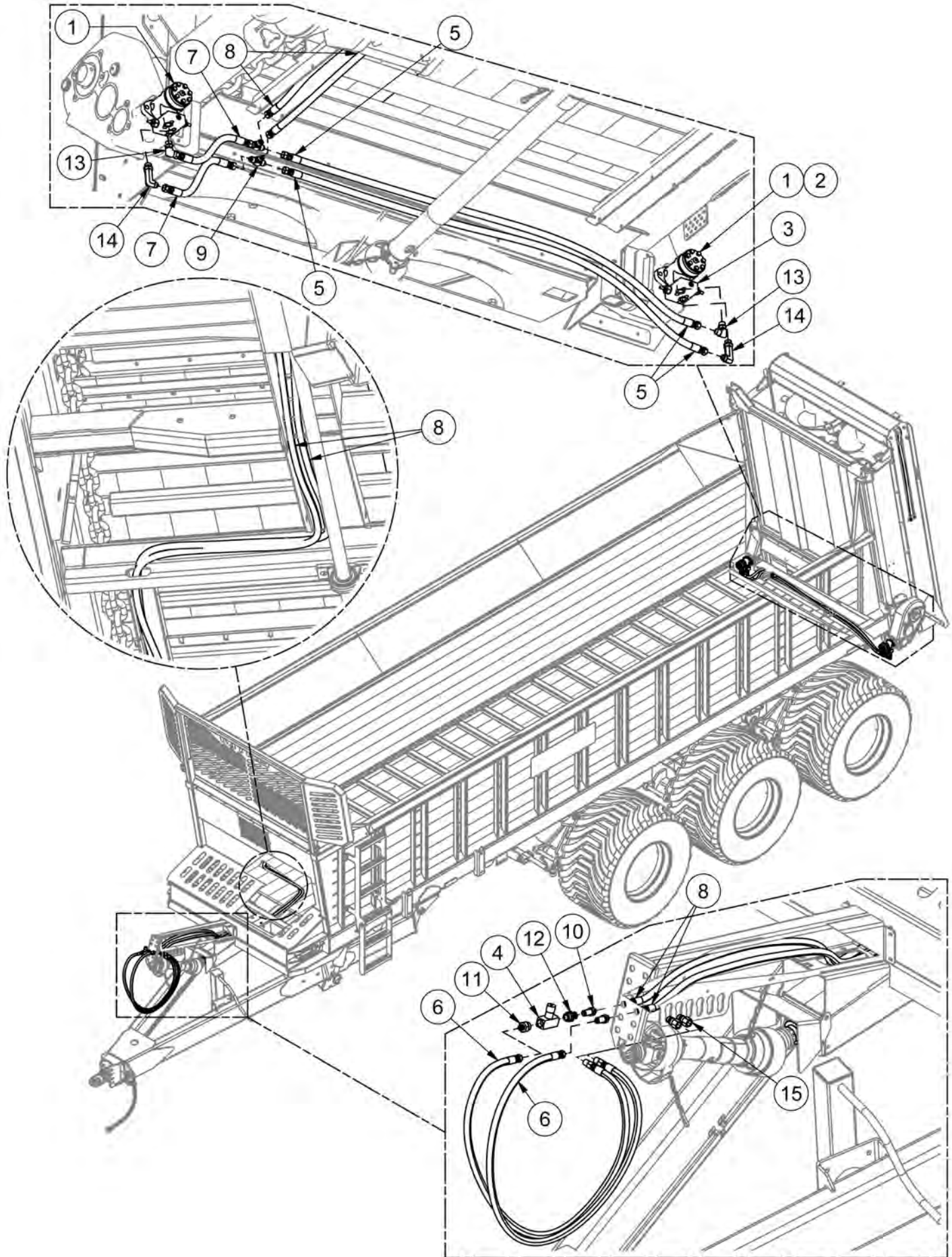


## Hydraulics - Endgate Cylinders

ITEM	QTY	PART NUMBER	DESCRIPTION
1	2	30654	Hose - HH73- 6AT1(8FJXH-8MP) HCL 73"
2	1	30665	Hose - HH157- 6AT1(6FJXH-6FJXH) HCL 157"
3	1	30666	Hose - HH85- 6AT1(6FJXH-6FJXH) HCL 85"
4	1	30667	Hose - HH101- 6AT1(6FJXH-6FJXH) HCL101"
5	1	30668	Hose - HH29- 6AT1(6FJXH-6FJXH) HCL29"
6	2	50295	Hose - HH410- 6AT1(8FJXH-6FJXH) HCL 410"
7	2	HF 2603-6-6-6	Male JIC Tee
8	2	HF 2700LN-8-8	Hydraulic Fitting - MJIC to MJIC
9	4	HF 6801-6-6	Hydraulic Fitting - 90 Degree JIC to O-Ring
10	2	HF 8010-4	Quickcoupler 1/2" Male Tip



## Hydraulics - Gearbox Motors

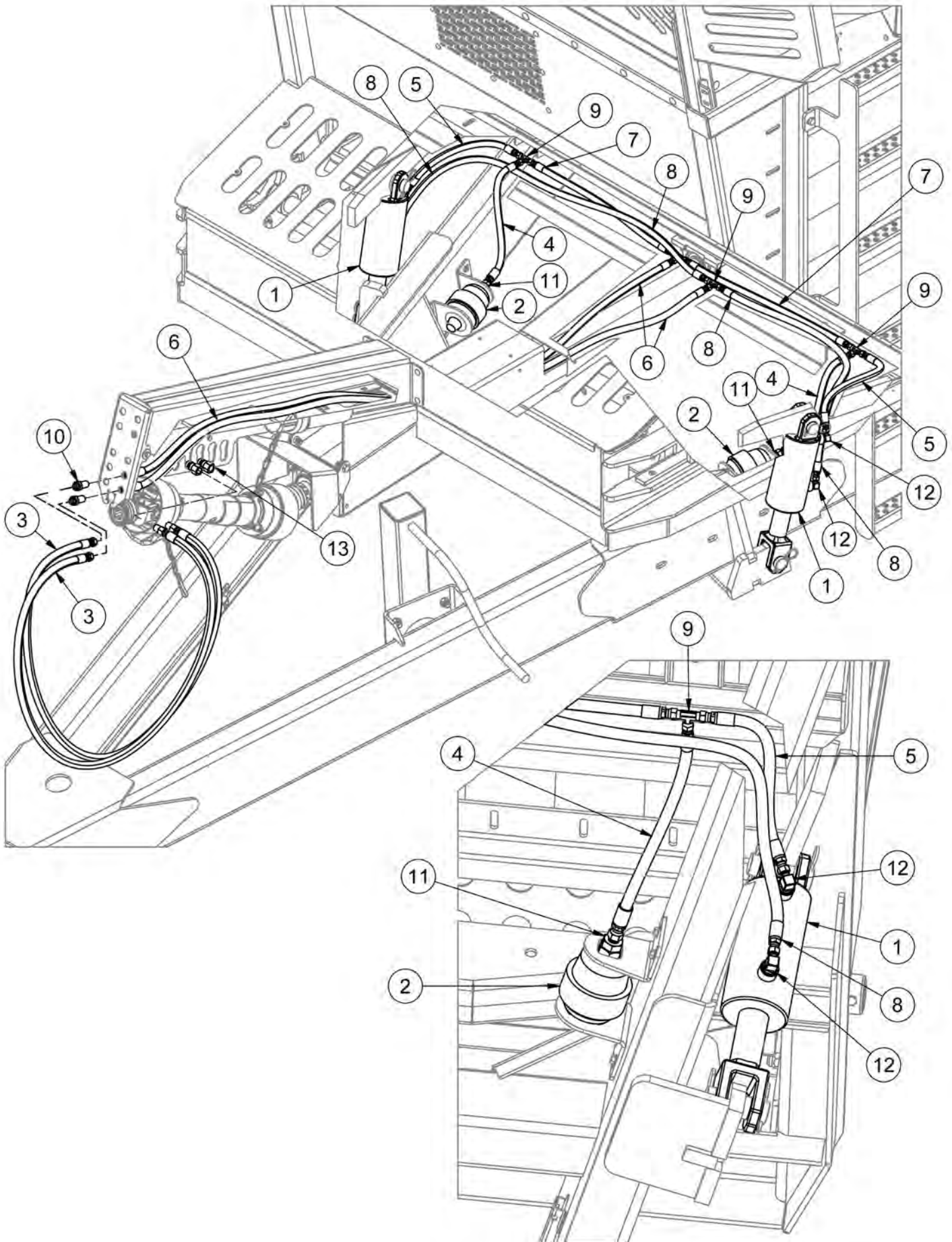


## Hydraulics - Gearbox Motors

ITEM	QTY	PART NUMBER	DESCRIPTION	NOTE
1	2	30854	Hydraulic Motor 160cc	Standard
2	2	40718	Hydraulic Motor w Speed Sensor & Relief	Req. Scale Option
3	2	30856	Hydraulic Cross Port Relief for Motor	
4	1	30857	Flow Control Valve - 3/4"	
5	2	30652	Hose - HH68 - 8AT1(8FJX,8FJX) HCL 68"	
6	2	30661	Hose - HH69- 8AT1(8FJXH-8MP) HCL69"	
7	2	36941	Hose - HH14 - 8AT1(8FJXH,8FJXH) HCL 14"	
8	2	50294	Hose - HH410- 8AT1(8FJXH-8FJXH) HCL410"	
9	2	HF 2603-8-8-8	Hyd Fitting	
10	2	HF 2700LN-8-8	Hydraulic Fitting - MJIC to MJIC	
11	1	HF 6400-8-12	Hyd. Fitting	
12	1	HF 6402-12-8	Hyd. Fitting #12 Male O-Ring to #8 F JIC	
13	2	HF 6801-8-10	Hyd. Fitting - 1/2" JIC - 5/8" 90° Elbow	
14	2	HF 6801-8-10-LL	Hyd. Fitting - 1/2" JIC - 5/8" 90° Elbow	
15	2	HF 8010-4	Quickcoupler 1/2" Male Tip	



## Hydraulics - Tongue Cylinders

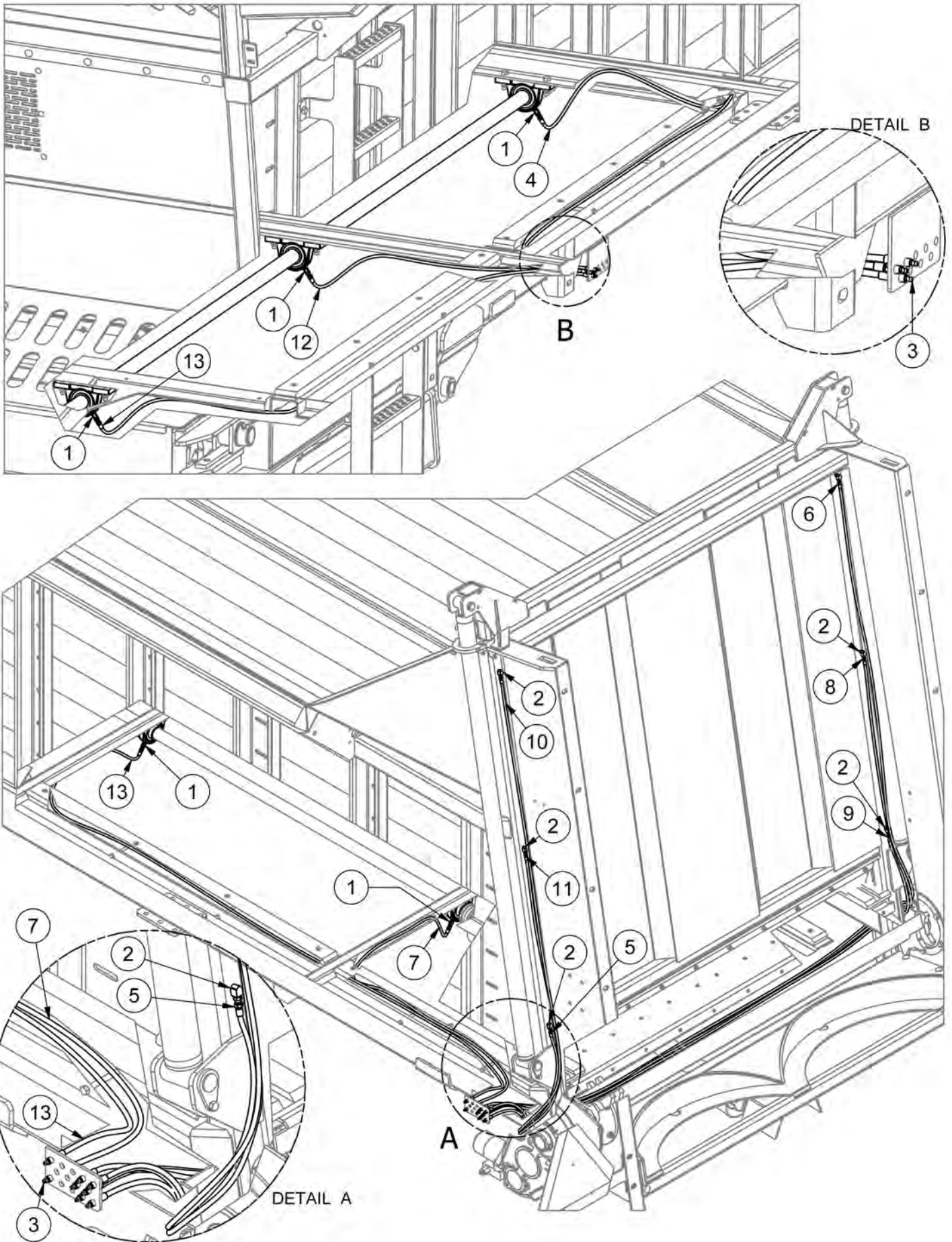


## Hydraulics - Tongue Cylinders

ITEM	QTY	PART NUMBER	DESCRIPTION	NOTE
1	2	43099	4 x 4 x 2" Rod (R-14.25)	
2	2	VAL LAV.R18P040	Accumulator	See <a href="#">Pg.2-2</a> for mounts
3	2	30654	Hose - HH73- 6AT1(8FJXH-8MP) HCL 73"	
4	2	48367	Hose - HH10" 6AT1(6FJX-8FJX) HCL 10"	
5	2	49183	Hose - HH20 - 6AT1(6FJX,6FJX) HCL 20"	
6	2	50296	Hose - HH94 - 6AT1(6FJX,8FJX) HCL 94"	
7	2	50298	Hose - HH26 - 6AT1(6FJX,6FJX) HCL 26"	
8	2	50299	Hose - HH50 - 6AT1(6FJX,6FJX) HCL 50"	
9	4	HF 2603-6-6-6	Male JIC Tee	
10	2	HF 2700LN-8-8	Hydraulic Fitting - MJIC to MJIC	
11	2	HF 6400-8-12	Hyd. Fitting	
12	4	HF 6801-6-8	Hyd Fitting - Male JIC - Male ORB 90°	
13	2	HF 8010-4	Quickcoupler 1/2" Male Tip	



# Grease Lines

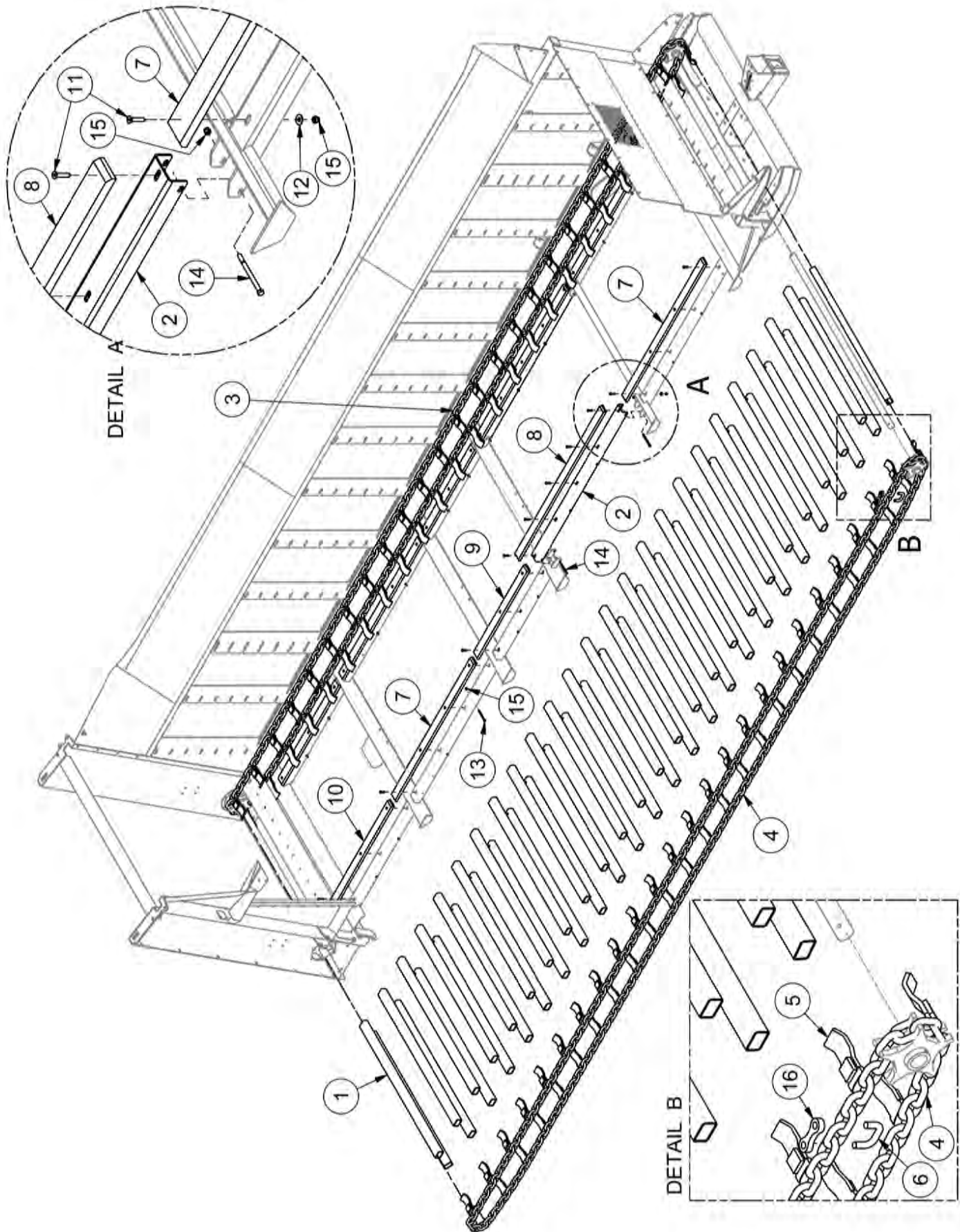


## Grease Lines

ITEM	QTY	PART NUMBER	DESCRIPTION
1	5	35617	Adapter Grease Line 1/4-28 MNPT to 1/8-27 FNPT
2	6	35618	Adapter Grease Line 1/8-27 FNPT to 1/8-27 MNPT
3	11	GR 1/4 X 28	Grease Fitting 1/4-28 Straight Standard Zerk
4	1	35368	HH93 - 2R7(2MPX,2GKCY) HCL 93"
5	1	35375	HH37 - 2R7(2MPX,2GKCY) HCL 37"
6	1	35376	HH162 - 2R7(2MPX,2GKCY) HCL 162"
7	1	35378	HH96 - 2R7(2MPX,2GKCY) HCL 96"
8	1	35383	HH133 - 2R7(2MPX,2GKCY) HCL 133"
9	1	35384	HH99 - 2R7(2MPX,2GKCY) HCL 99"
10	1	35385	HH104- 2R7(2MPX,2GKCY) HCL 104"
11	1	35386	HH71- 2R7(2MPX,2GKCY) HCL 71"
12	1	35707	HH53 - 2R7(2MPX,2GKCY) HCL 53"
13	2	35721	Hose - HH116 - 2R7(2MPX,2GKCY)HCL 116"



# Apron Runners

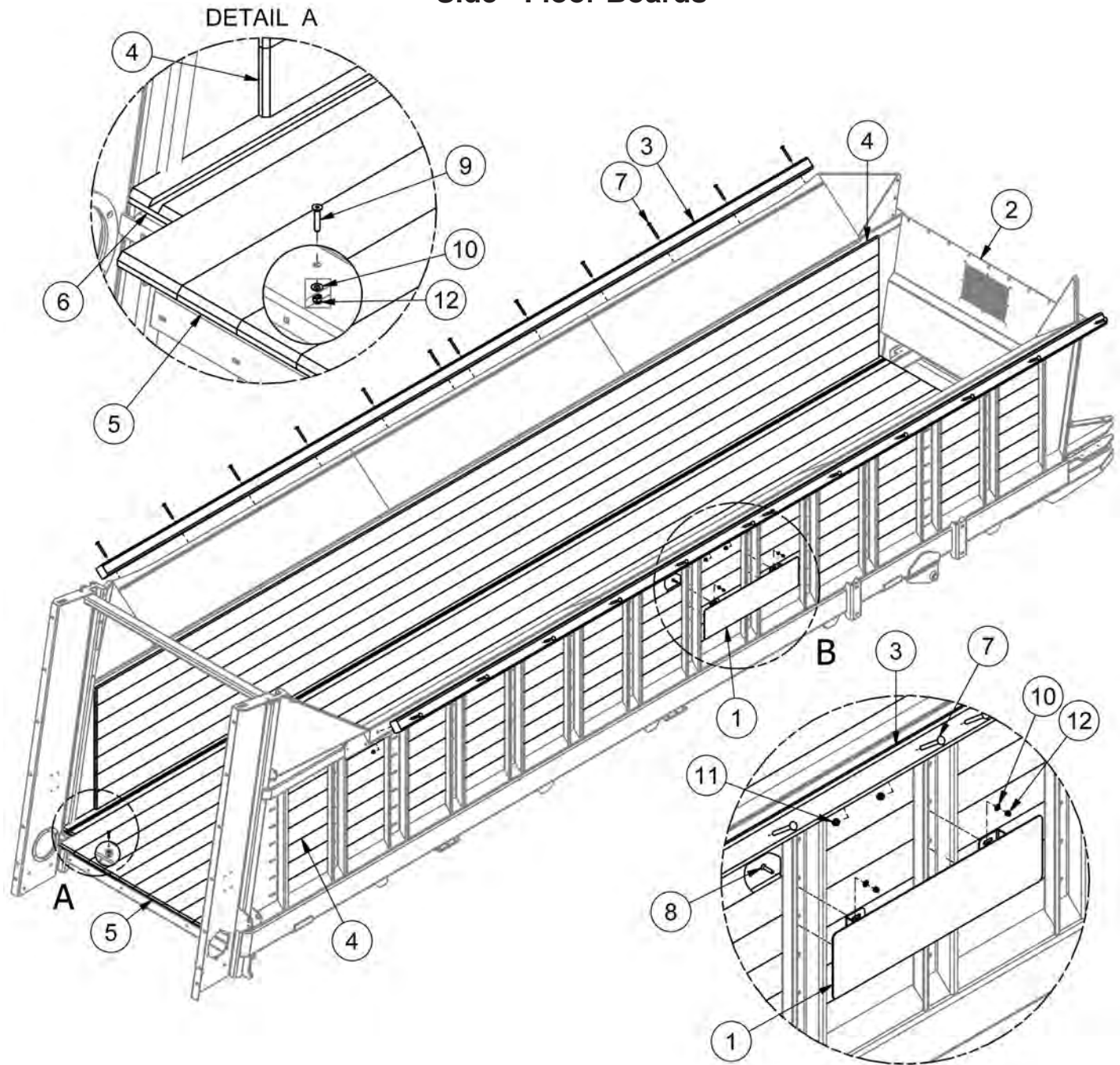


## Apron Runners

ITEM	QTY	PART NUMBER	DESCRIPTION	NOTE
1	49	37822	950 Slat	
2	2	44978	Apron Runner Mount Bar	
3	1	45468	1050 Left Apron Chain	Inc. Item 5
4	1	45469	1050 Right Apron Chain	Inc. Item 5
5	49	42445	Nitro Chain Lug Weldment	Qty/Side
6	2	25134	Chain Connector 3/4 for Nitro 950	
7	4	50320	Apron Runner - 62.75"	
8	2	50321	Apron Runner - 67.75"	
9	2	50322	Apron Runner - 40.25"	
10	2	50323	Apron Runner - 45.75"	
11	38	FHSCS3/8-16X1.75	Flat Socket Cap Screw - 3/8"-16 x 1 3/4"	
12	39	FW 3/8	Flatwasher - 3/8" Zinc Plated USS	
13	20	HB3/8-16X4.5Z5	Hex Bolt 3/8-16x4 1/2 Gr.5 Zinc Plated	
14	4	HB3/8-16X5Z5	Hex Bolt 3/8-16x5 Gr.5 Zinc Plated	
15	63	LN3/8-16NCZ5	LN 3/8-16 Zinc Plated Nylon Insert Lock Nut	
16	2	36983	3/4" Dog Bone Connector	



## Side - Floor Boards



ITEM	QTY	PART NUMBER	DESCRIPTION
1	2	30820	Decal Plate Mount
2	1	44950	1050 Base Weldment
3	2	44973	Wood
4	14	47533	Side Boards - .75 X 312 " - N1050 Dove Gray
5	10	47534	Floor Boards - 1.0 x 332" - N1050 Dove Gray
6	2	50324	Grooved Floor Board - 326"
7	24	CB1/2-13X4.5CZ5	Carriage Bolt - 1/2-13 x 4 1/2" Grade 5 Zinc
8	196	FHSCS3/8-16X1.75	Hex Bolt - 3/8"-16 x 1 3/4" Flat Socket Cap Screw
9	252	FHSCS3/8-16X2	Hex Bolt - 3/8"-16 x 2" Flat Socket Cap Screw
10	448	FW 3/8	Flatwasher - 3/8" Zinc Plated USS
11	24	LN1/2-13NCZ5	LN 1/2-13 Zinc Plated Nylon Insert Lock Nut
12	448	LN3/8-16NCZ5	LN 3/8-16 Zinc Plated Nylon Insert Lock Nut

## Section 3 - Options

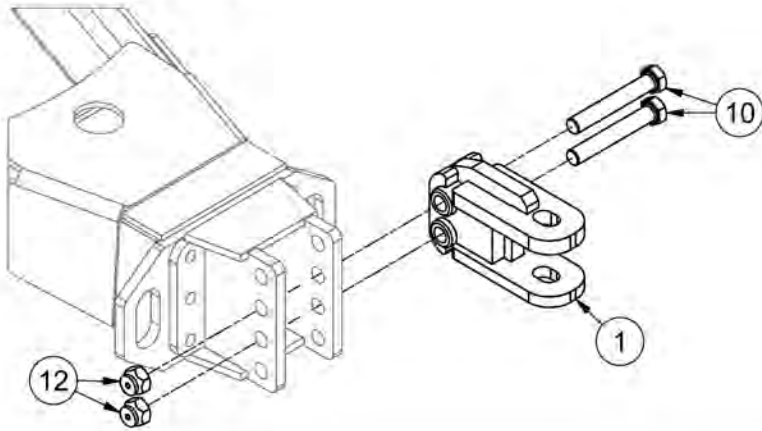
### Optional Kit Numbers

KIT NUMBER	DESCRIPTION	PAGE(S)	NOTE
	Hitches	<a href="#">Pg.3-2</a>	
43675	Mechanical Light Kit	<a href="#">Pg.3-4</a>	
	Light Kit Wiring Harness	<a href="#">Pg.3-6</a>	
41503	Flange Paddle Kit	<a href="#">Pg.3-7</a>	
N750LC	5 Point Scale System	<a href="#">Pg.3-8</a>	
N750LCNT460	5 Point Scale System with GPS	<a href="#">Pg.3-8</a>	
N750LCNT560	5 Point Scale System with Autolog	<a href="#">Pg.3-9</a>	
N750LCNT8000	Automatic Scale Rate Control Base System	<a href="#">Pg.3-10</a>	
	Flow Control Mounting	<a href="#">Pg.3-11</a>	
31578	Manual Flow Control		
	Flow Control Hydraulic Layout - Manual	<a href="#">Pg.3-12</a>	
31797	Electric Flow Control		
	Flow Control Hydraulics - Electric (original)	<a href="#">Pg.3-13</a>	
	Flow Control Hydraulic - Electric - (current)	<a href="#">Pg.3-14</a>	
	Electric Flow Control Wiring	<a href="#">Pg.3-15</a>	
TLVSSE1050	Silage Sides	<a href="#">Pg.3-16</a>	
48215	Endgate Indicator Kit	<a href="#">Pg.3-18</a>	

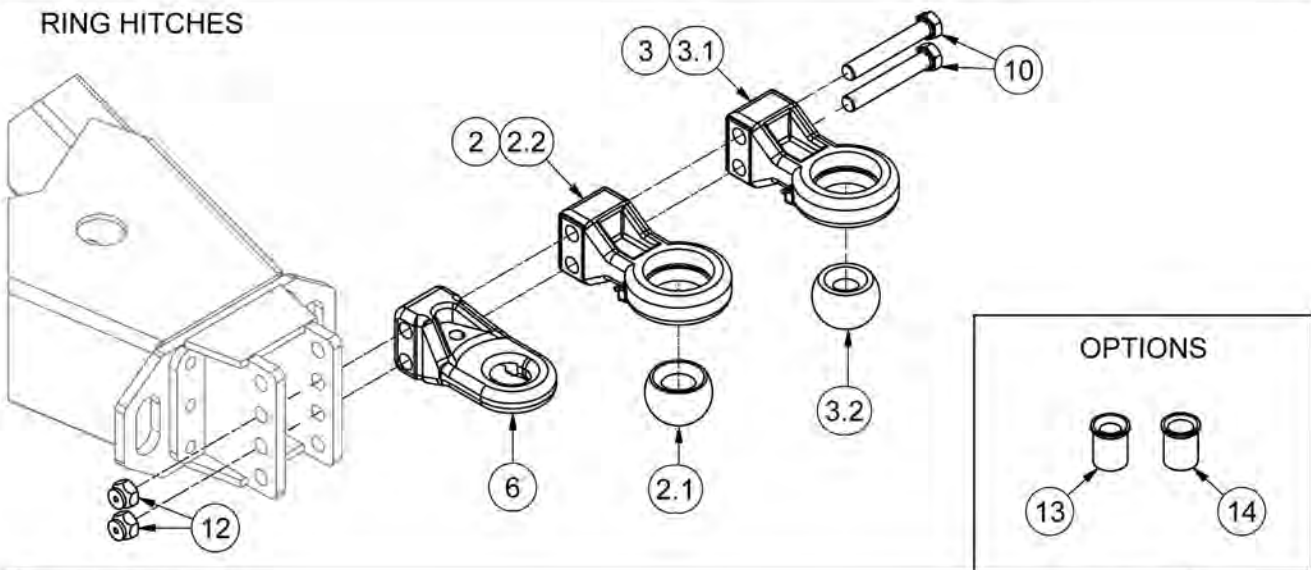


# Hitch Options

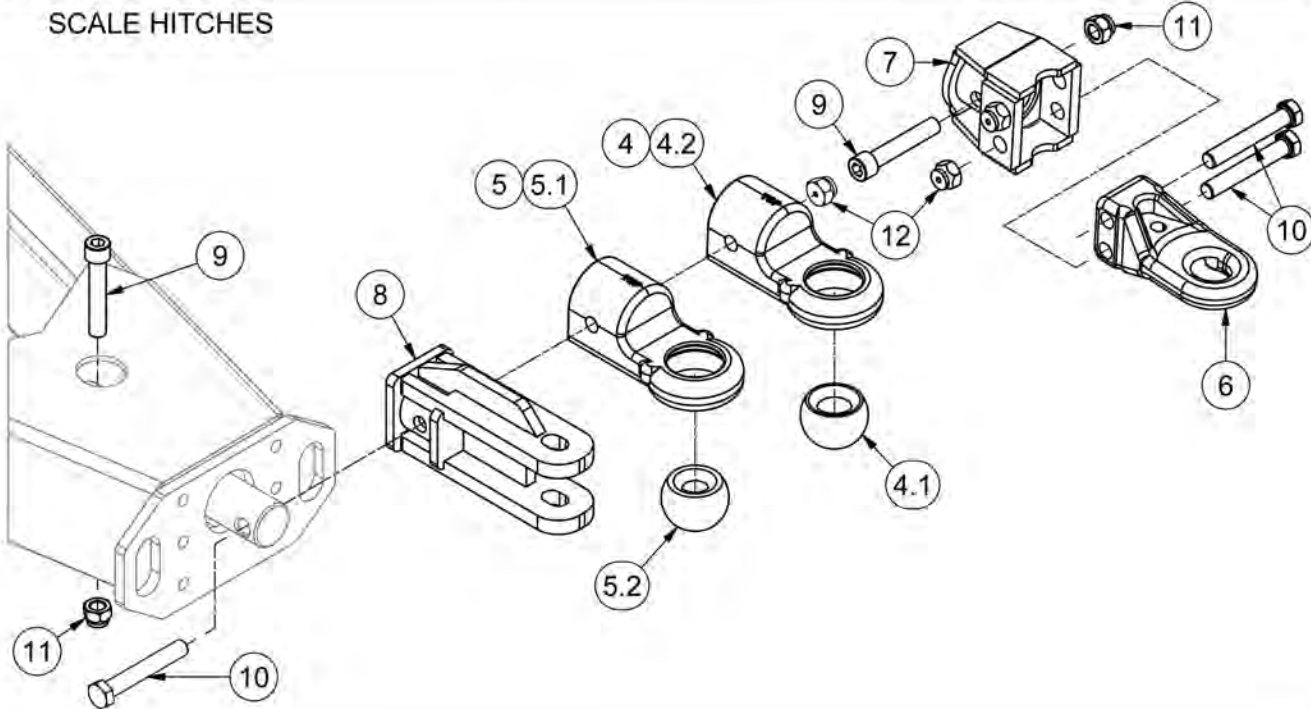
## CLEVIS HITCH



## RING HITCHES



## SCALE HITCHES

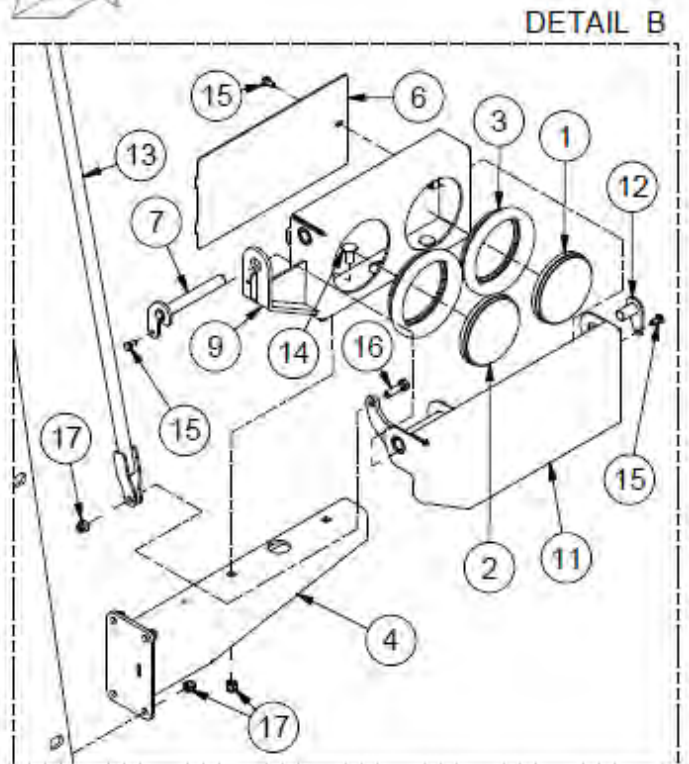
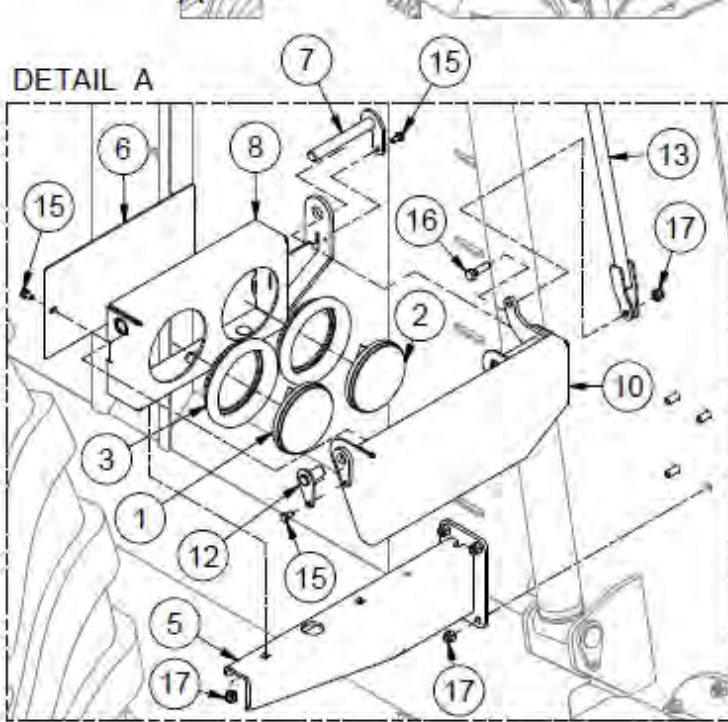
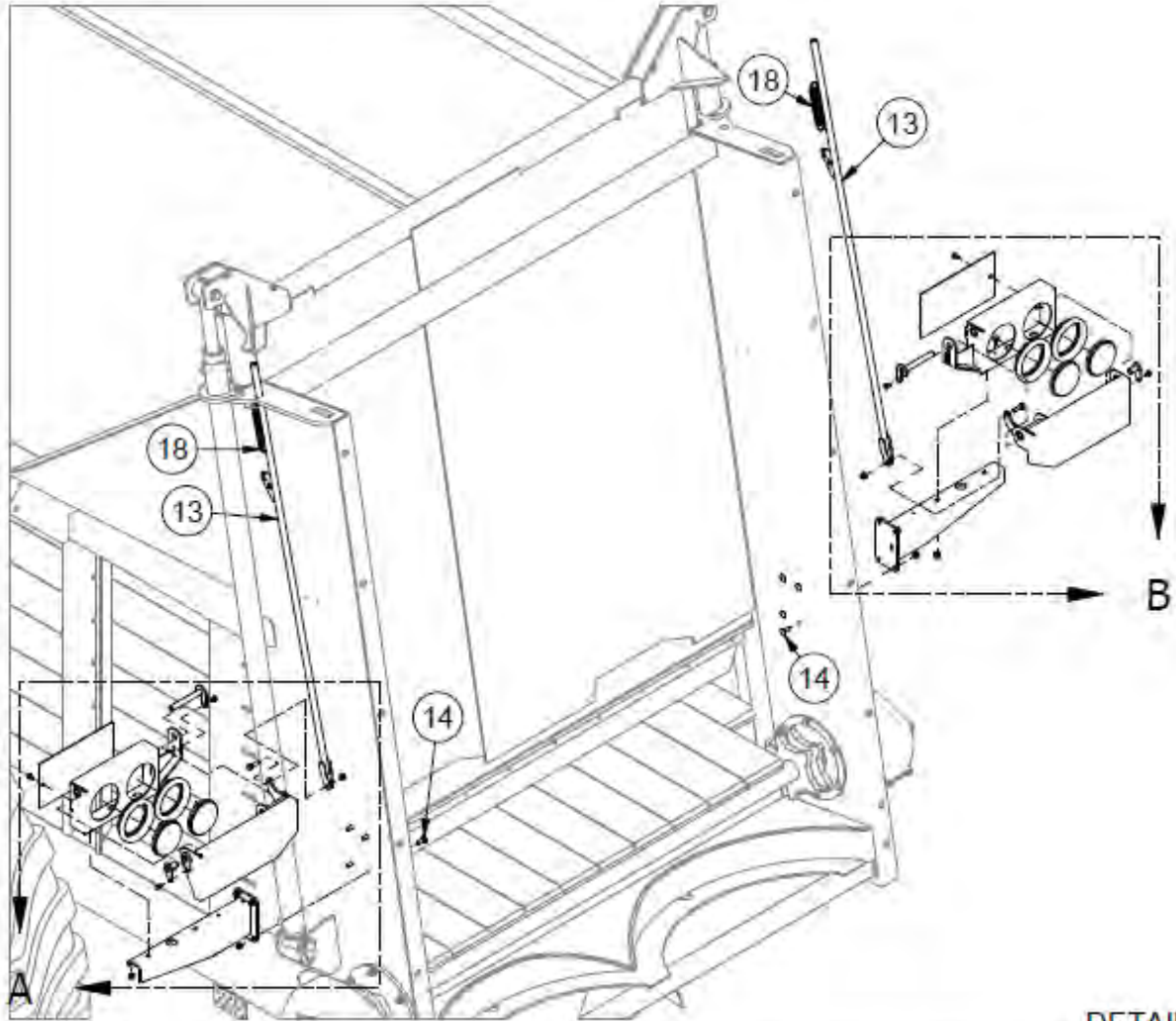


## Hitch Options

ITEM	QTY	PART NUMBER	DESCRIPTION	WHERE USED	NOTE
1	1	40471	Clevis Hitch Weldment	Up to N575RS	Standard - Replaces 30826
2		39290	Power Pin Cat 3 Ball Hitch Assembly 2" Pin	All Models	Option
2.1	1	39291	Power Pin 2" Ball Cat.3 Hitch		
2.2	1	44994	Power Pin Cat.3 Ball Hitch Base		
3		40865	Power Pin Cat 3 Ball Hitch Assembly 1.5" Pin	All Models	Option
3.1	1	44994	Power Pin Cat.3 Ball Hitch Base		
3.2	1	39994	Power Pin 1.5" Ball Cat.3 Hitch		
4		41956	Rollover Ball Hitch 2.0" ID Cat.4	All Models	Requires Scale Option
4.1	1	39291	Power Pin 2" Ball Hitch		Category 3 & 4
4.2	1	45033	Articulating Ball Hitch Base		
5		45034	Rollover Ball Hitch 1.5" ID Cat.4	All Models	Requires Scale Option
5.1	1	45033	Articulating Ball Hitch Base		
5.2	1	39994	Power Pin 1.5" Ball Cat.3 Hitch		
6		32853	Cat.4 Hitch Base	N600 - N1050	Standard - Replaces 43060
7	1	36241	Cell Hitch		Requires Scale Option
8	1	42550	Cell Clevis Hitch	275RS - 575RS	Requires Scale Option
9		SHCS1-8X5.5	Hex Bolt - 1-8 x 5 1/2 Socket Head Cap Screw		
10		HB1-14X6.5YZ8	Hex Bolt 1-14x6 1/2 Grade 8 Zinc Hex Cap Screw		
11		LN1-8NCZ5	LN 1-8 Zinc Plated Nylon Insert Lock Nut		
12		LN1-14NFZ5	Center Locknuts (1-14) 2-Way Fine Thread		
13	1	45826	Hitch Insert Bushing (2.0"-1.25")	Optional	Requires hitch with 2" Ball
14	1	45827	Hitch Insert Bushing (2.0"-1.5")	Optional	Requires hitch with 2" Ball

# Mechanical Light Kit - 43675

**NOTE:** See [Pg.4-21](#) for optional poultry beater light kit extension parts.



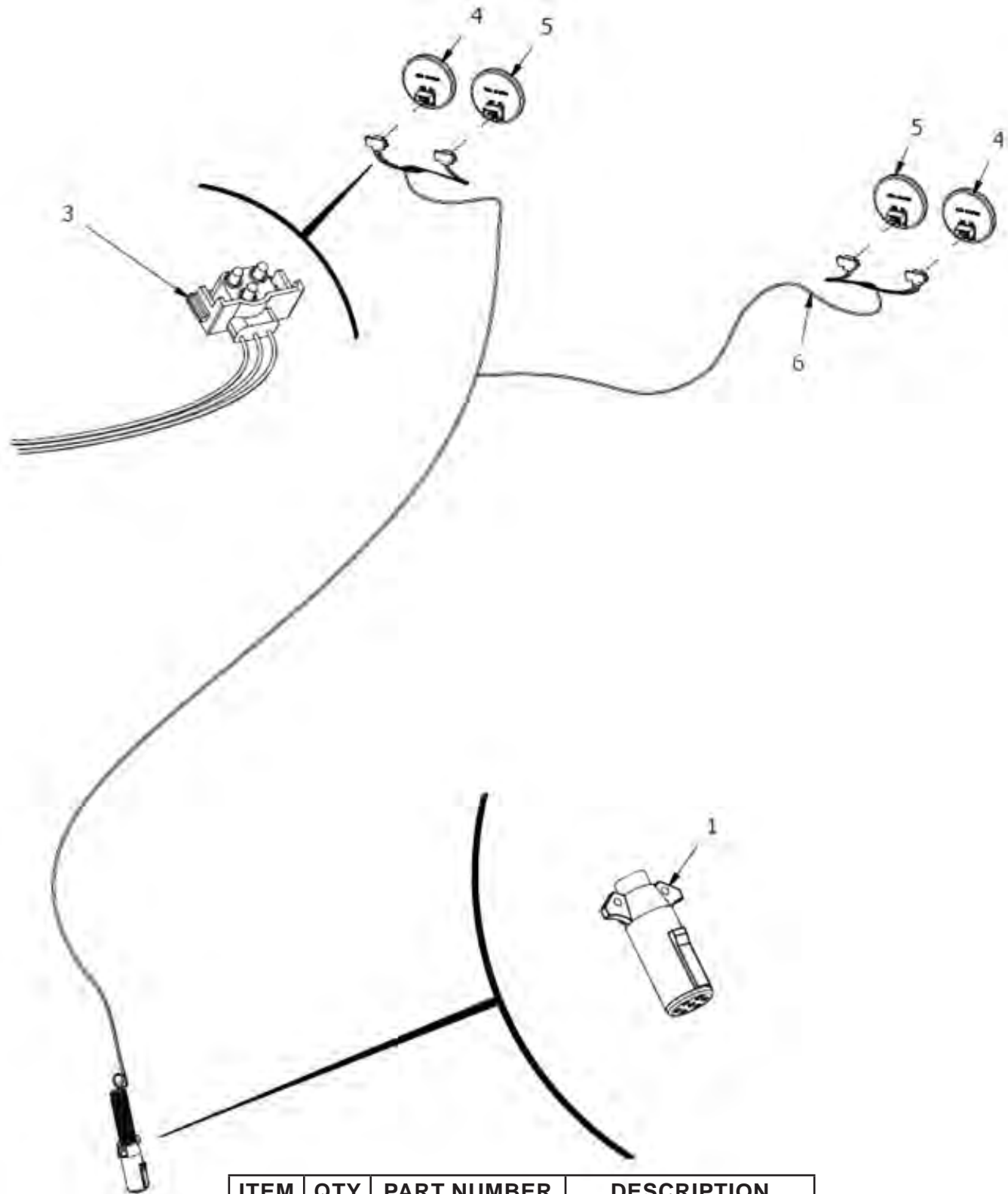


## Mechanical Light Kit - 43675

**NOTE:** See [Pg.4-21](#) for optional poultry beater light kit extension parts.

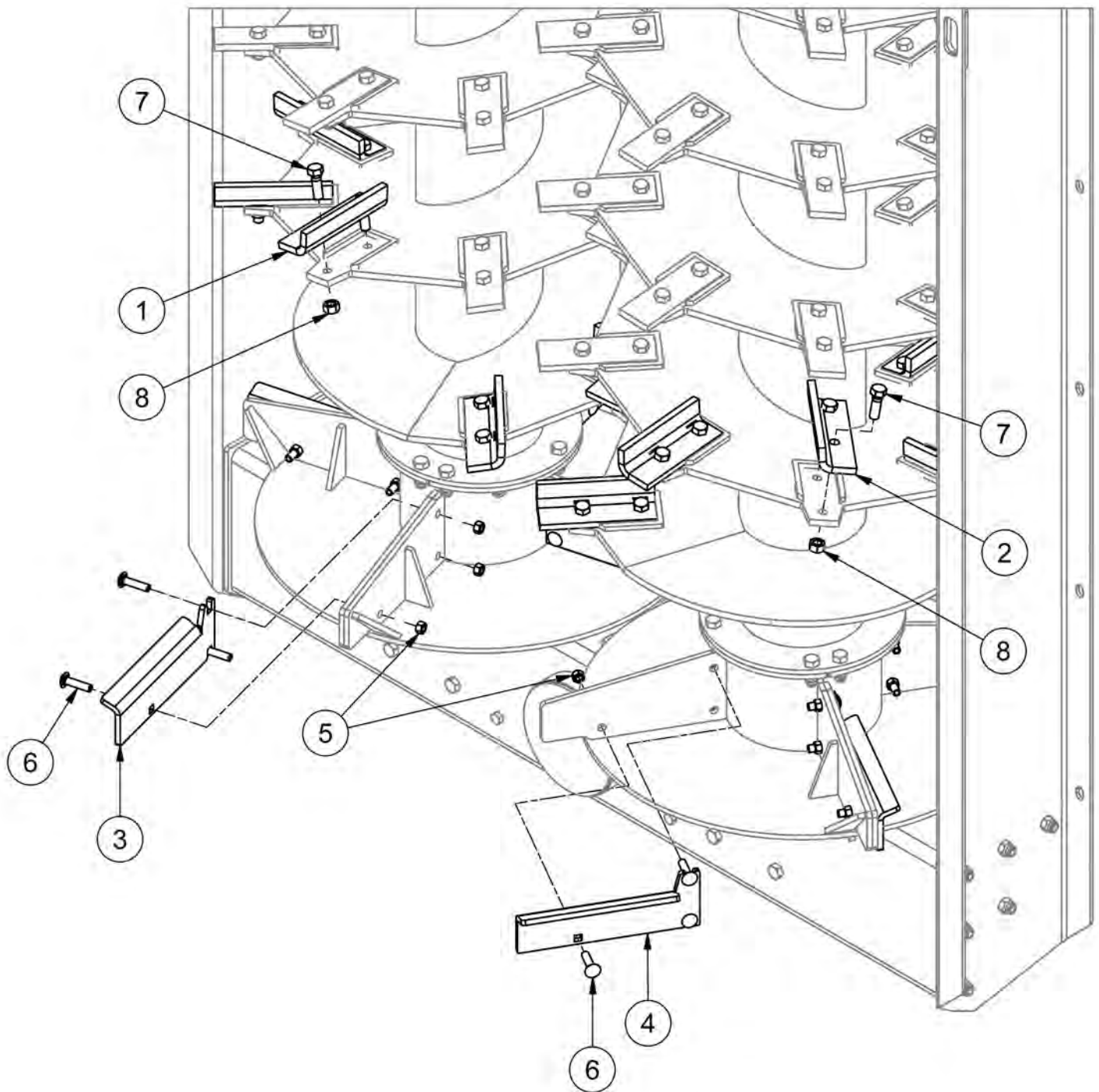
ITEM	QTY	PART NUMBER	DESCRIPTION
1	2	31788	Red LED Light for Nitro Spreader
2	2	31789	Amber LED Light for Nitro Spreader
3	4	31798	Grommet for LED Lights on Nitro
4	1	42139	Right Light Bracket
5	1	42140	Left Light Bracket
6	2	43178	Light Box Cover
7	2	43204	Inner Pin Assembly
8	1	43206	Left Light Box Assembly
9	1	43207	Right Light Box Assembly
10	1	43208	Left Light Cover
11	1	43209	Right Light Cover
12	2	43213	Outer Pin Assembly
13	2	43583	750/950 Manual Light Push Arm
14	12	CB 3/8-16 X1 Z5	Carriage Bolt - 3/8-16 x 1" Grade 5 Zinc
15	6	HB 1/4-20X0.5 Z5	Hex Bolt 1/4-20x1/2 Grade 5 Zinc Plated Hex Cap Screw
16	2	HB 3/8-16X1.25 Z5	Hex Bolt 3/8-16x1 1/4 Grade 5 Zinc Plated Hex Cap Screw
17	14	LN 3/8 N	LN 3/8-16 Zinc Plated Nylon Insert Lock Nut
18	2	PP00679	Spring 2-TE 86B (AC-08044)

## Light Kit Wiring



ITEM	QTY	PART NUMBER	DESCRIPTION
1	1	TL550-200-117	Female 7 Pin Plug
	4	31798	Light Grommet
3	4	31790	Individual Light Wiring
4	2	31788	Red Tail Light
5	2	31789	Amber Tail Light
6	1	36927	Light Wiring Harness
	1	31559	Complete Wiring Kit

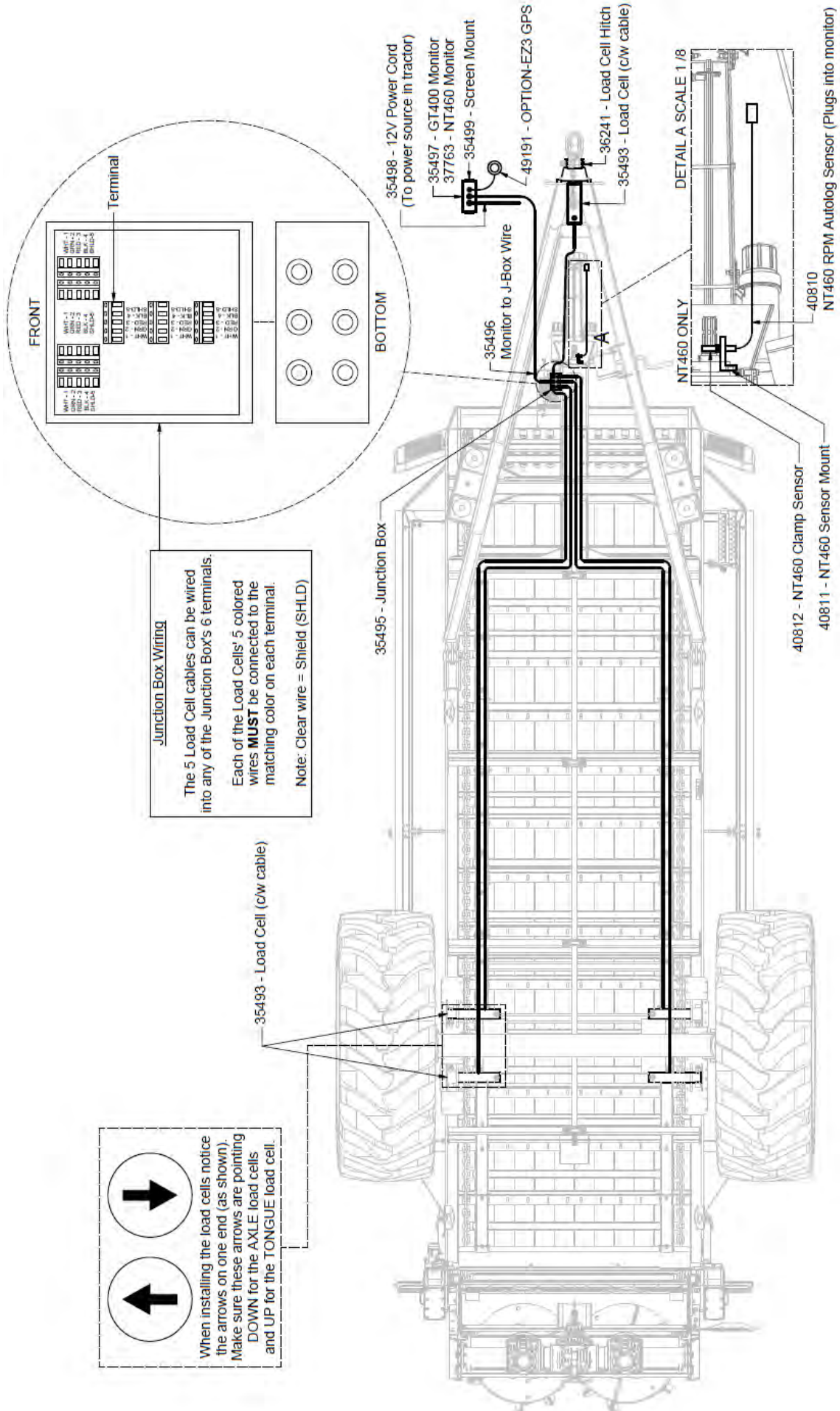
## Flange Paddle Kit - 41503



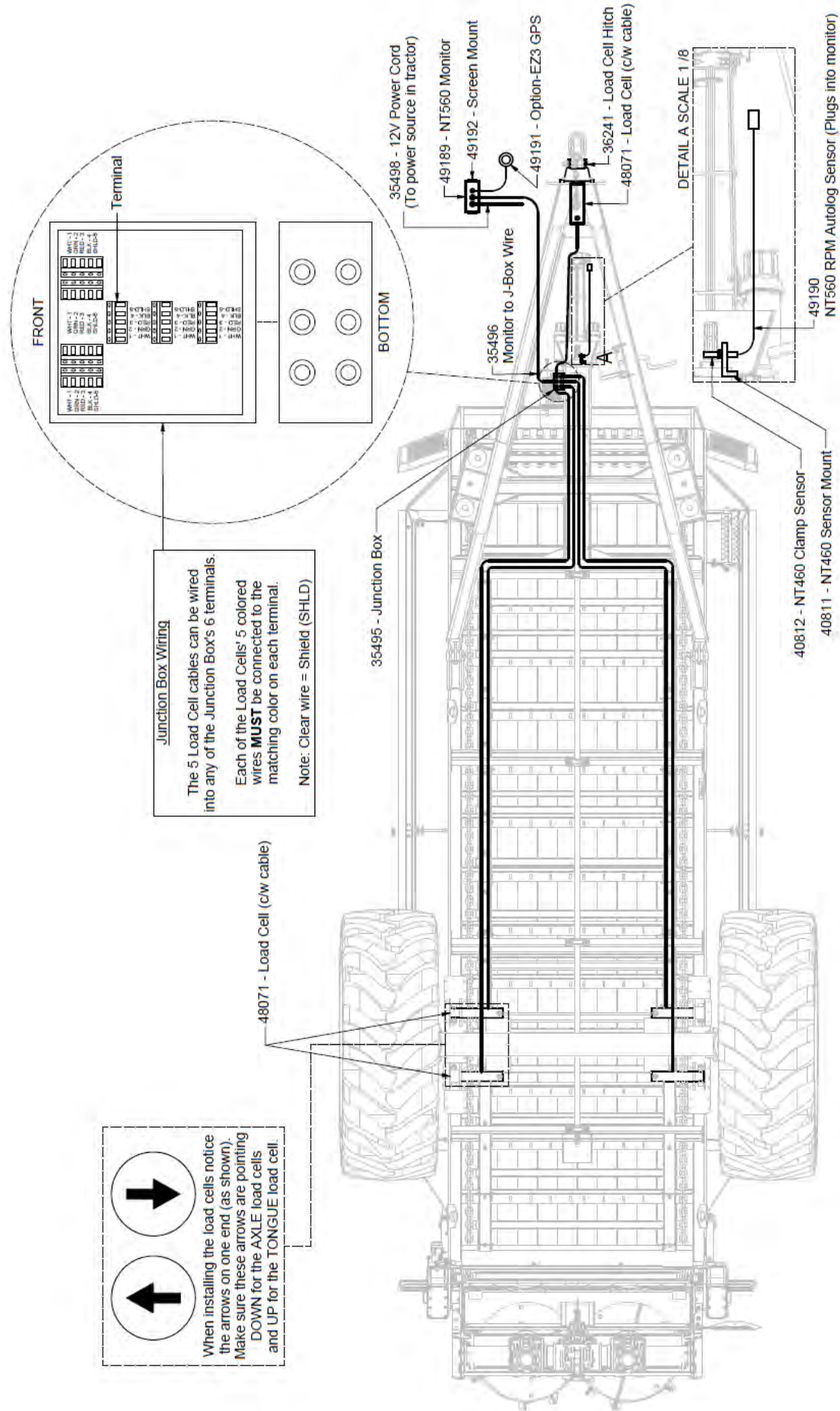
ITEM	QTY	PART NUMBER	DESCRIPTION
1	8	36518	Beater Paddle (Cupped) Left
2	8	37718	Beater Paddle (Cupped) Right
3	4	36020	Spinner Paddle (Cupped) Left
4	4	37514	Spinner Paddle (Cupped) Right
5	24	LN1/2-13TCZ5	LN1/2-13 Gr.C Zinc Top Lock Nut
6	24	CB1/2-13X2CZ5	Carriage Bolt - 1/2-13 x 2" Grade 5 Zinc
7	32	HB5/8-11X2Z5	Hex Bolt 5/8-11x2 Grade 5 Zinc Plated Hex Cap Screw
8	32	LN5/8-11CCZA	Center Lock Nut 5/8"-11 Grade A Zinc Plated



# N750LC (GT400) / N750LCNT460 Scales

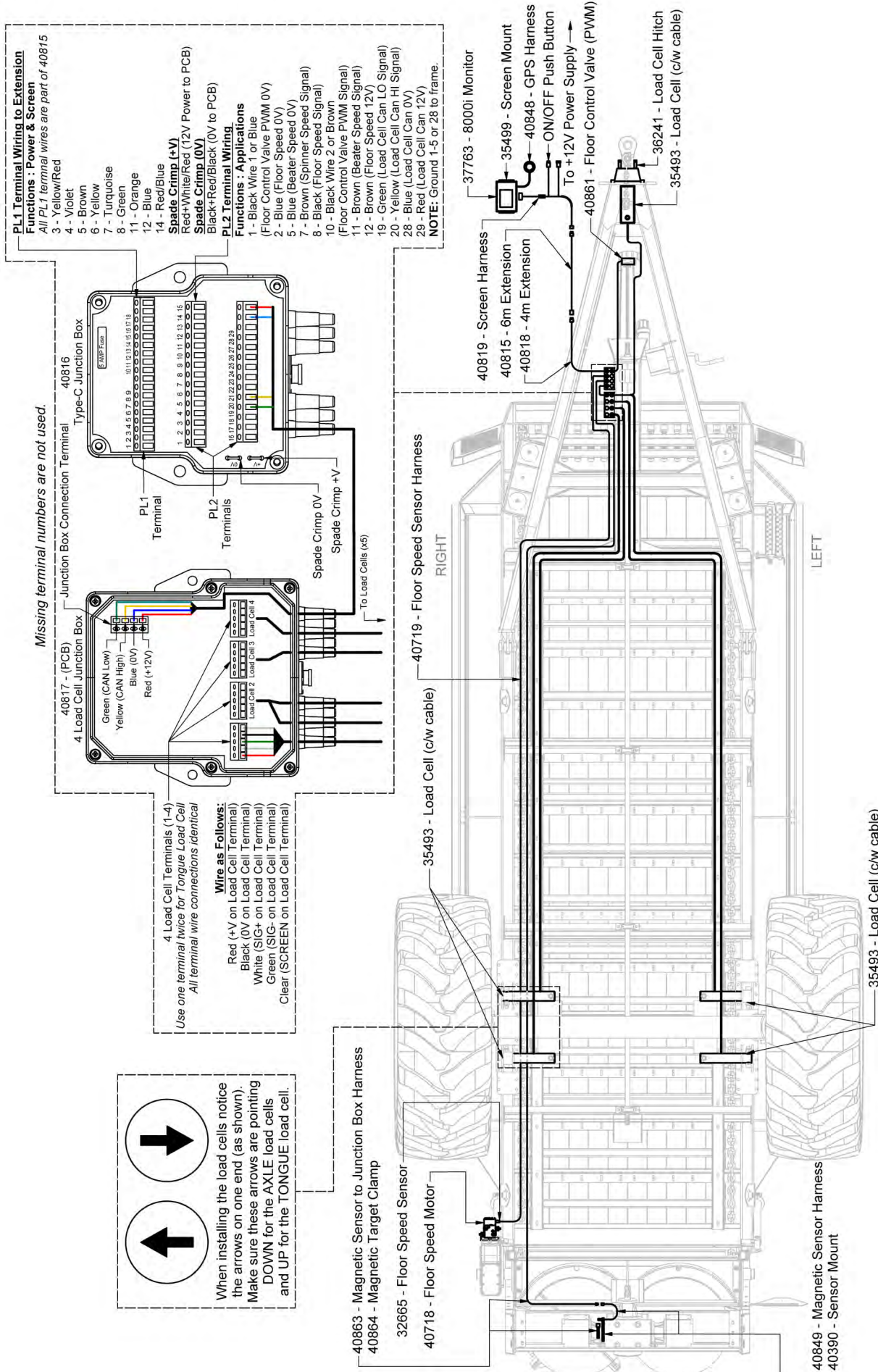


# N750LCNT560 Scales






# N750LCNT8000 Scales



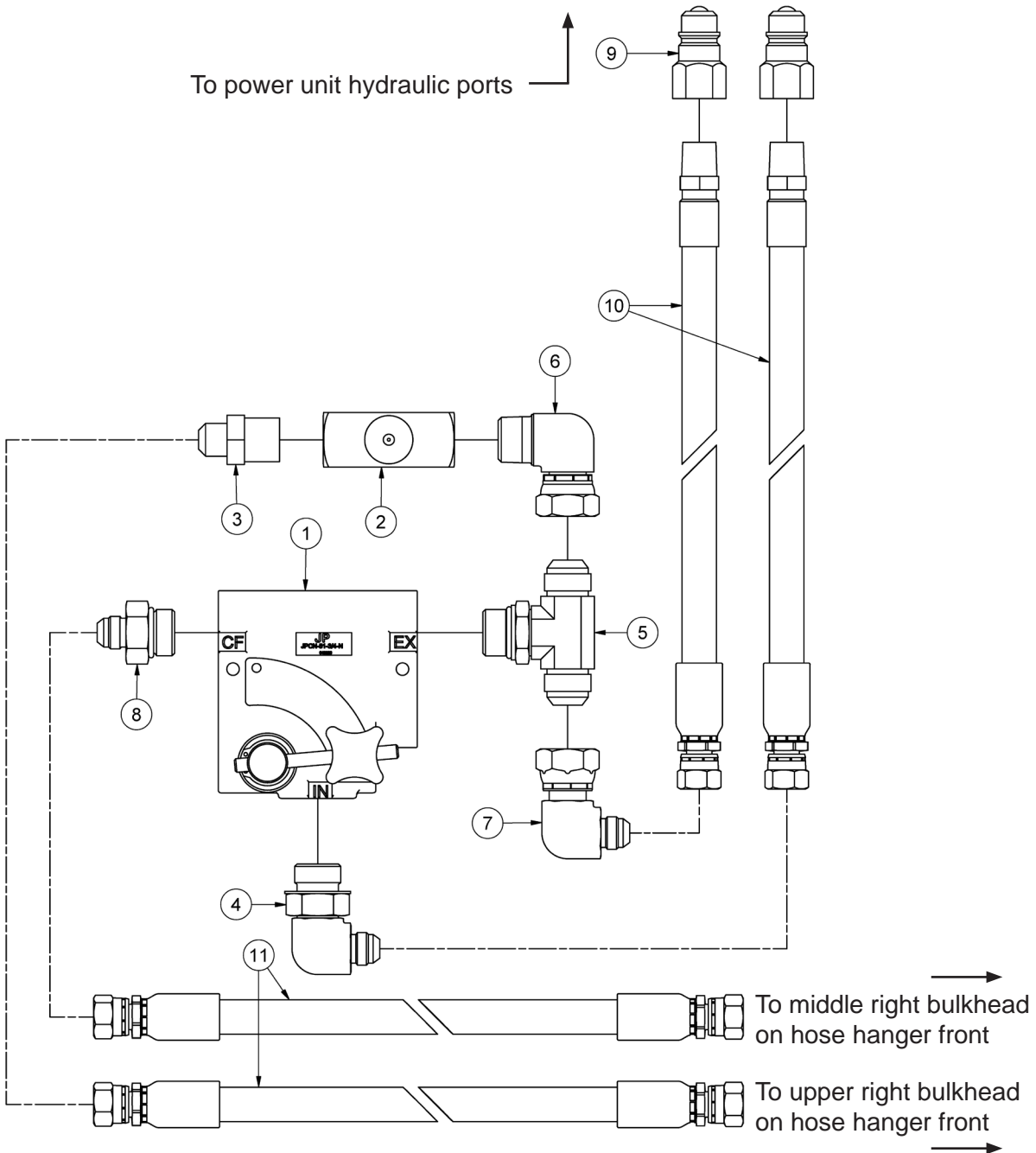


## Flow Control Mounting



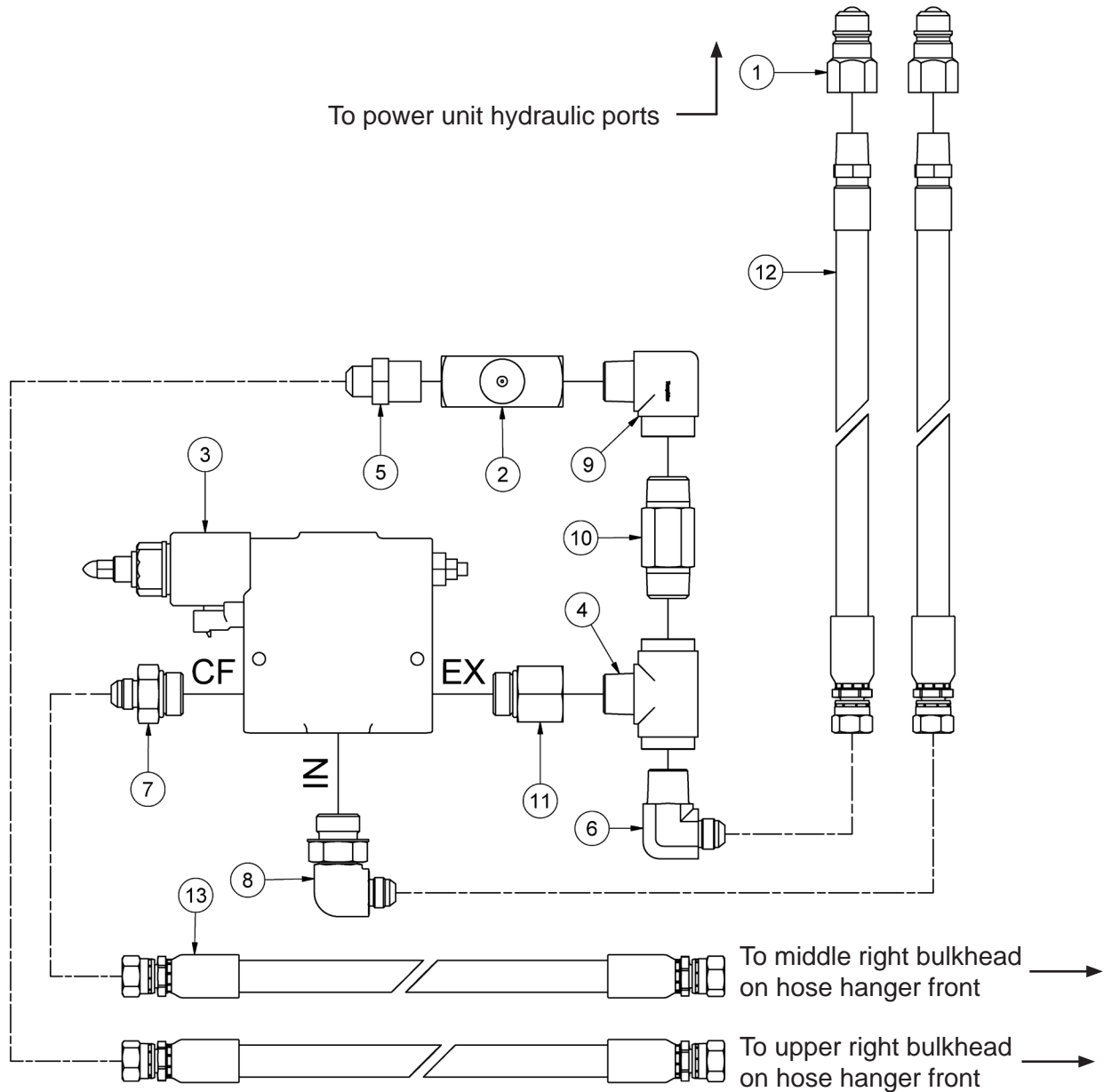
ITEM	QTY	PART NUMBER	DESCRIPTION
1	4	FW 1/4	Flatwasher - 1/4" Zinc Plated USS
2	2	HB 1/4-20X3 Z5	Hex Bolt 1/4-20x3 Grade 5 Zinc Plated Hex Cap Screw
3	2	HN 1/2	Hex Nut 1/2"-13 Grade 5 Zinc Plated Finished
4	2	LN 1/4 N	LN 1/4-20 Zinc Plated Nylon Insert Lock Nut

## Flow Control Hydraulic Layout - Manual



ITEM	QTY	PART NUMBER	DESCRIPTION
1	1	30855	Flow Control - Pressure Compensated 3/4
2	1	30857	Flow Control Valve - 3/4"
3	1	HF 2404-8-12	Hydraulic Fitting - Union
4	1	HF 6801-8-12	Hyd. Fitting - 1/2" JIC - 3/4" 90 Degree Elbow
5	1	HF 6803-12-12-12	Hyd. Fitting Male JIC Male JIC Male ORB Tee
6	1	HF 6501-12-12	Hyd. Fitting 90° 3/4 MNPT - 3/4 FJXH
7	1	HF 6500-8-12	Hyd. Fitting 1/2 Male JIC - 3/4 Female JIC 90°
8	1	HF 6400-8-12	Hyd. Fitting
9	2	HF 8010-4	Quickcoupler 1/2" Male Tip
10	2	30661	HH 1/2 72", 8FJX, 8MP
11	2	37987	HH 1/2 48", 8FJX, 8FJX

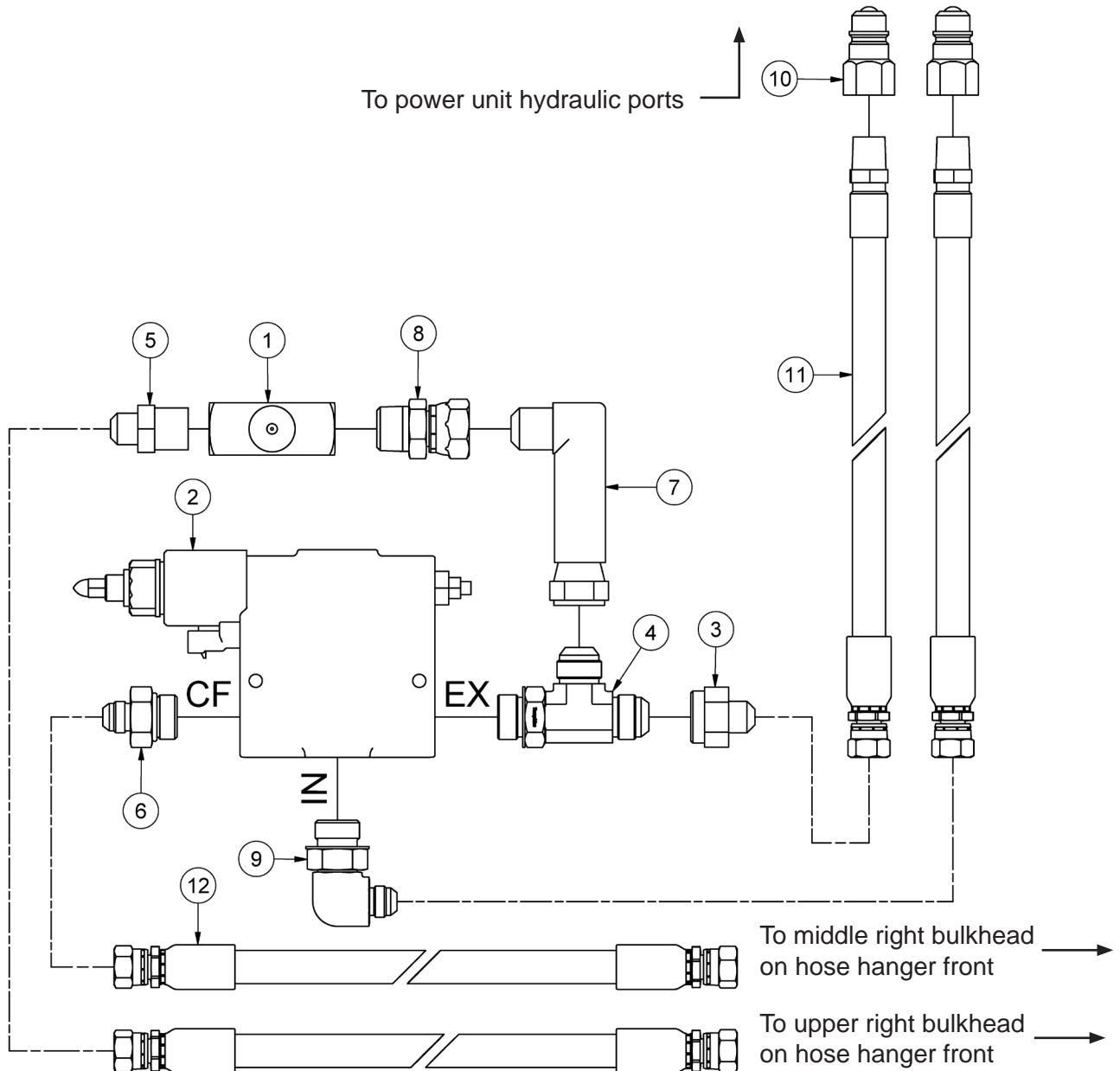
## Flow Control Hydraulic Layout - Electric (Original)



ITEM	QTY	PART NUMBER	DESCRIPTION	NOTE
1	2	HF 8010-4	Quickcoupler 1/2" Male Tip	
2	1	30857	Flow Control Valve - 3/4"	
3	1	37976	Electric Flow Control	Brkdwn Pg.3-22
4	1	HF 5604-12-12	3/4 FNPT X 1/2 MNPT Branch Tee	
5	1	HF 2404-8-12	Hydraulic Fitting - Union	
6	1	HF 2501-8-12	Hydraulic Elbow Fitting - MJIC-MNPT	
7	1	HF 6400-8-12	Hyd. Fitting	
8	1	HF 6801-8-12	Hyd. Fitting - 1/2" JIC - 3/4" 90 Degree Elbow	
9	1	HF 5502-12-12	Hyd. Fitting - 90 Deg. Elbow 12-12	
10	1	HF 5404-L-12-12	Hyd. Fitting 3/4" X 3/4" MNPT Hex Nipple 3" Long	
11	1	HF 6405-12-12	Hydraulic Fitting - Male SAE-ORB to Female NPT	
12	2	30661	1/2" Hydraulic Hose (8FJX,8MP) - 69"	
13	2	37987	1/2" Hydraulic Hose (8FJX,8FJX) - 73"	

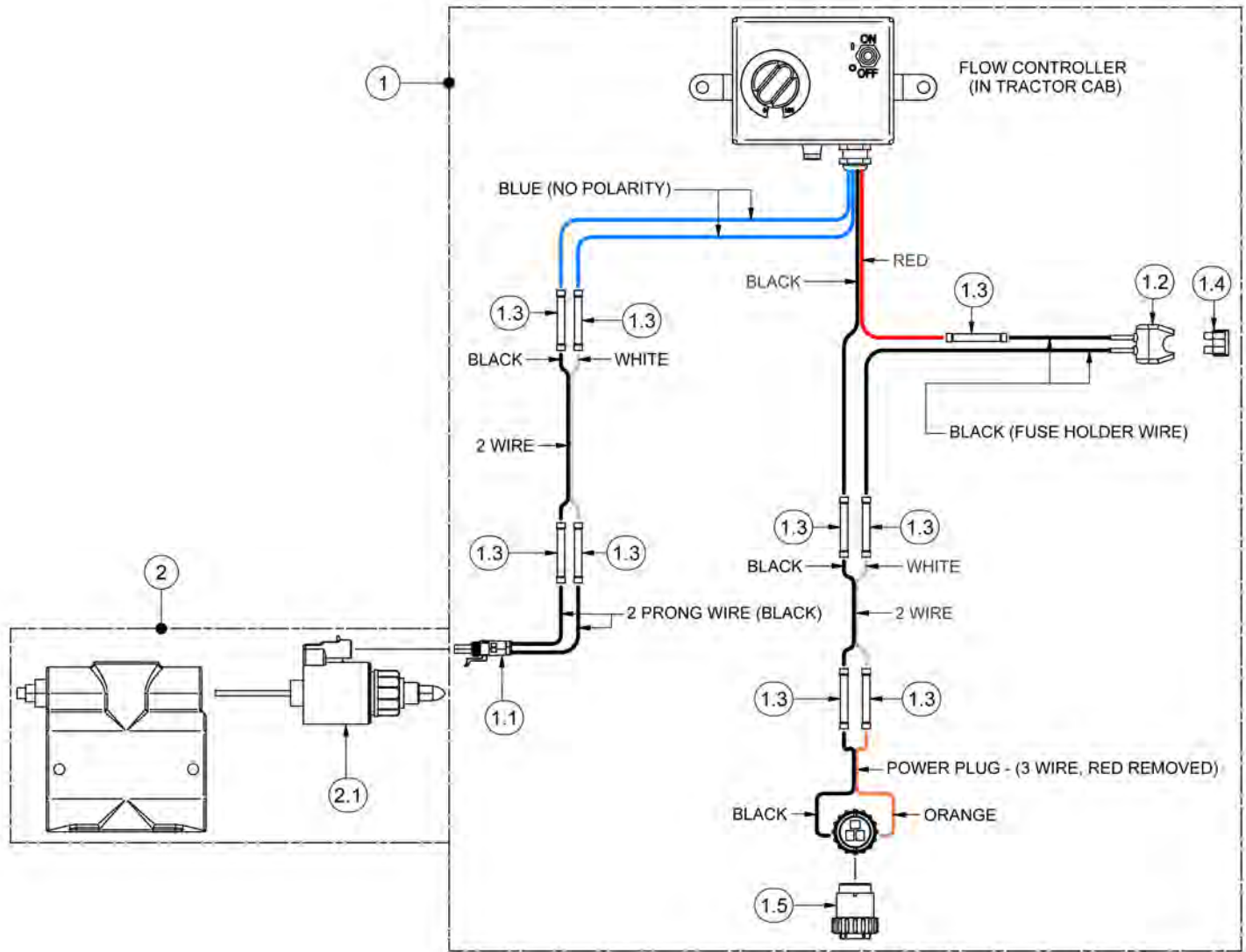


## Flow Control Hydraulic Layout - Electric (Current)



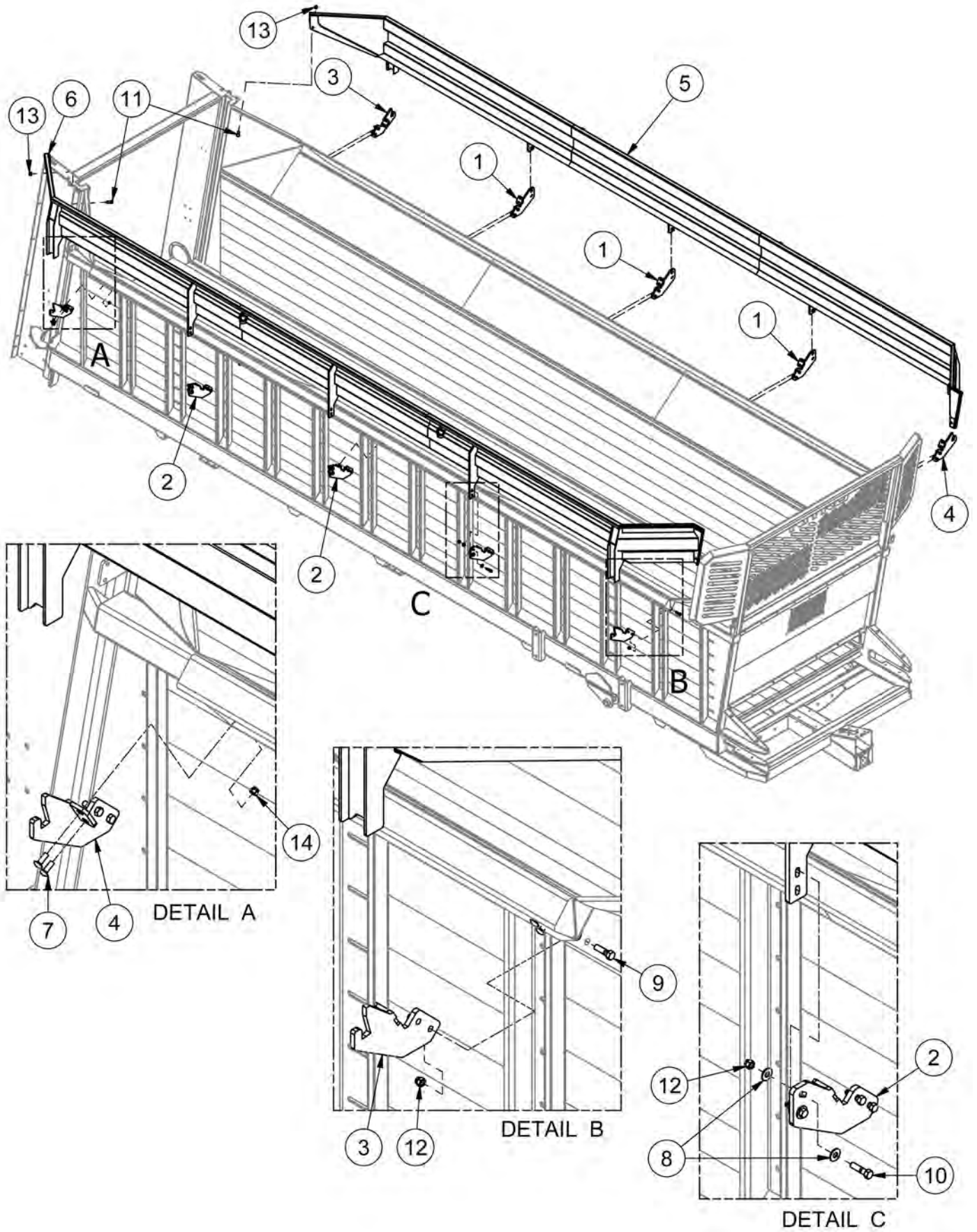
ITEM	QTY	PART NUMBER	DESCRIPTION	NOTE
1	1	30857	Flow Control Valve - 3/4"	
2	1	37976	Electric Flow Control	Brkdwn Pg.3-22
3	1	HF 2406-12-8	Hydraulic Adapter Fitting JIC	
4	1	HF 6804-12-12-12	Hydraulic Tee Fitting - SAE-ORB - MJICs	
5	1	HF 2404-8-12	Hydraulic Fitting - Union	
6	1	HF 6400-8-12	Hyd. Fitting	
7	1	HF 6500-L-12-12-FG	MJ-FJS 90° Elbow Long	
8	1	HF 6505-12-12	Male Pipe To Female JIC Swivel	
9	1	HF 6801-8-12	Hyd. Fitting - 1/2" JIC - 3/4" 90 Degree Elbow	
10	2	HF 8010-4	Quickcoupler 1/2" Male Tip	
11	2	30661	1/2" Hydraulic Hose (8FJX,8MP) - 69"	
12	2	37987	1/2" Hydraulic Hose (8FJX,8FJX) - 73"	

## Electric Flow Control Wiring



ITEM	QTY	PART NUMBER	DESCRIPTION
1	1	45344	Electric Flow Controller
1.1	1	37970	2 Prong Plug
1.2	1	TL82-2164	Fuse Holder
1.3	9	EL23662	Wire Connector
1.4	1	TL550-100-079	15 AMP Fuse
1.5	2	TB109-110-307	Power Plug
2	1	45345	Electric Flow Control
2.1	1	37968	Solenoid

# Silage Side Extensions - TLVSSE1050

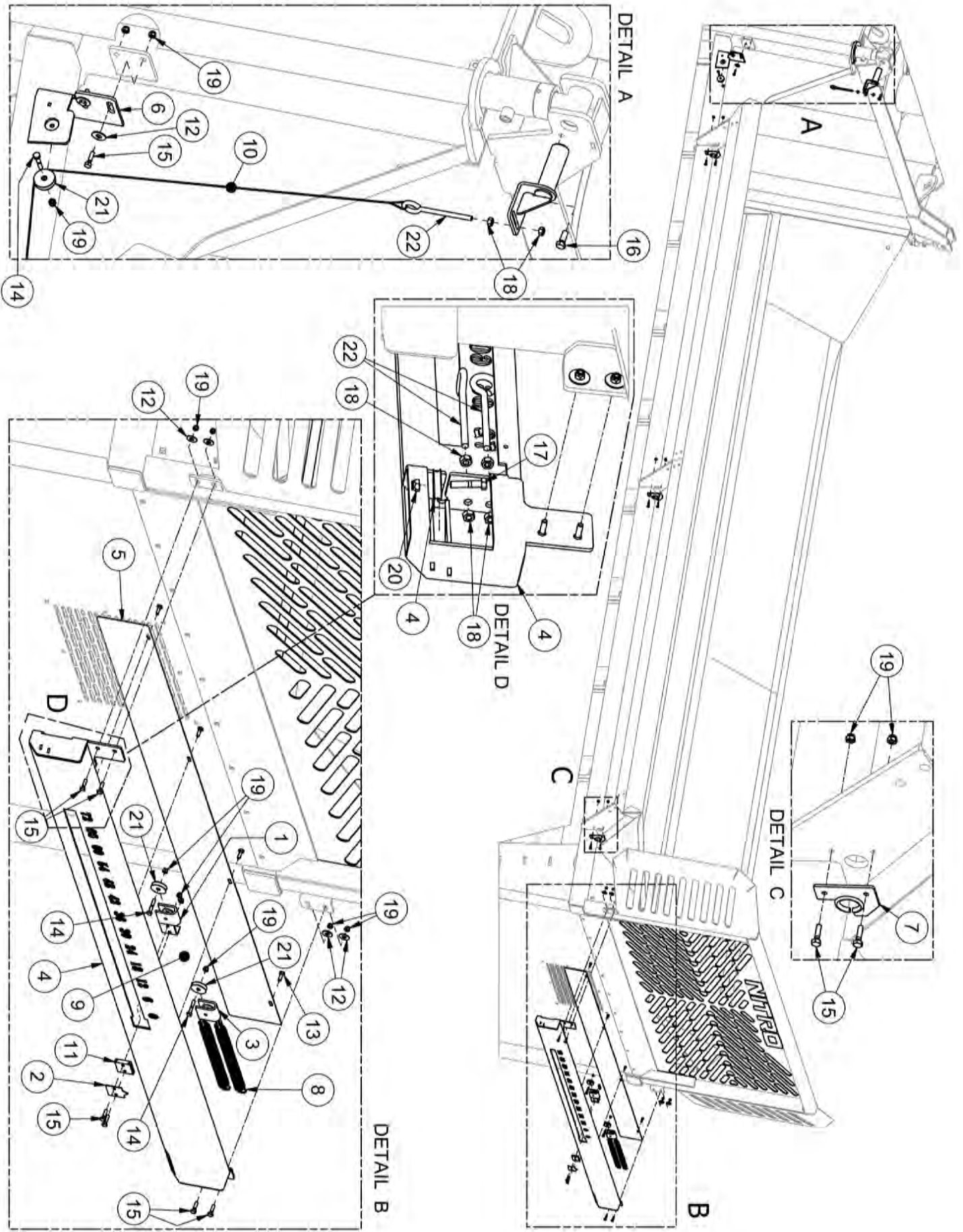




## Silage Side Extensions - TLVSSE1050

ITEM	QTY	PART NUMBER	DESCRIPTION
1	3	700-623	Inner Extension Mount
2	3	31687	Inner Extension Mount
3	2	31919	Outer Extension Mount
4	2	31984	Outer Extension Mount
5	1	44961	Left Extension
6	1	44966	Right Extension
7	20	CB7/16-14X1.25CZ5	Carriage Bolt - 7/16-14 x 1 1/4" Grade 5 Zinc
8	24	FW 1/2	Flatwasher - 1/2" Zinc Plated USS
9	20	HB1/2-13X1.75Z5	Hex Bolt 1/2-13x1 3/4 Grade 5 Zinc Plated Hex Cap Screw
10	12	HB1/2-13X2Z5	Hex Bolt 1/2-13x2 Grade 5 Zinc Plated Hex Cap Screw
11	2	HB5/8-11X1.75Z5	Hex Bolt 5/8-11x1 3/4 Grade 5 Zinc Plated Hex Cap Screw
12	32	LN1/2-13NCZ5	LN 1/2-13 Zinc Plated Nylon Insert Lock Nut
13	2	LN5/8-11NCZ5	LN 5/8-11 Zinc Plated Nylon Insert Lock Nut
14	20	LN7/16-14NCZ5	LN 7/16-14 Zinc Plated Nylon Insert Lock Nut

# Endgate Indicator Kit - 48215



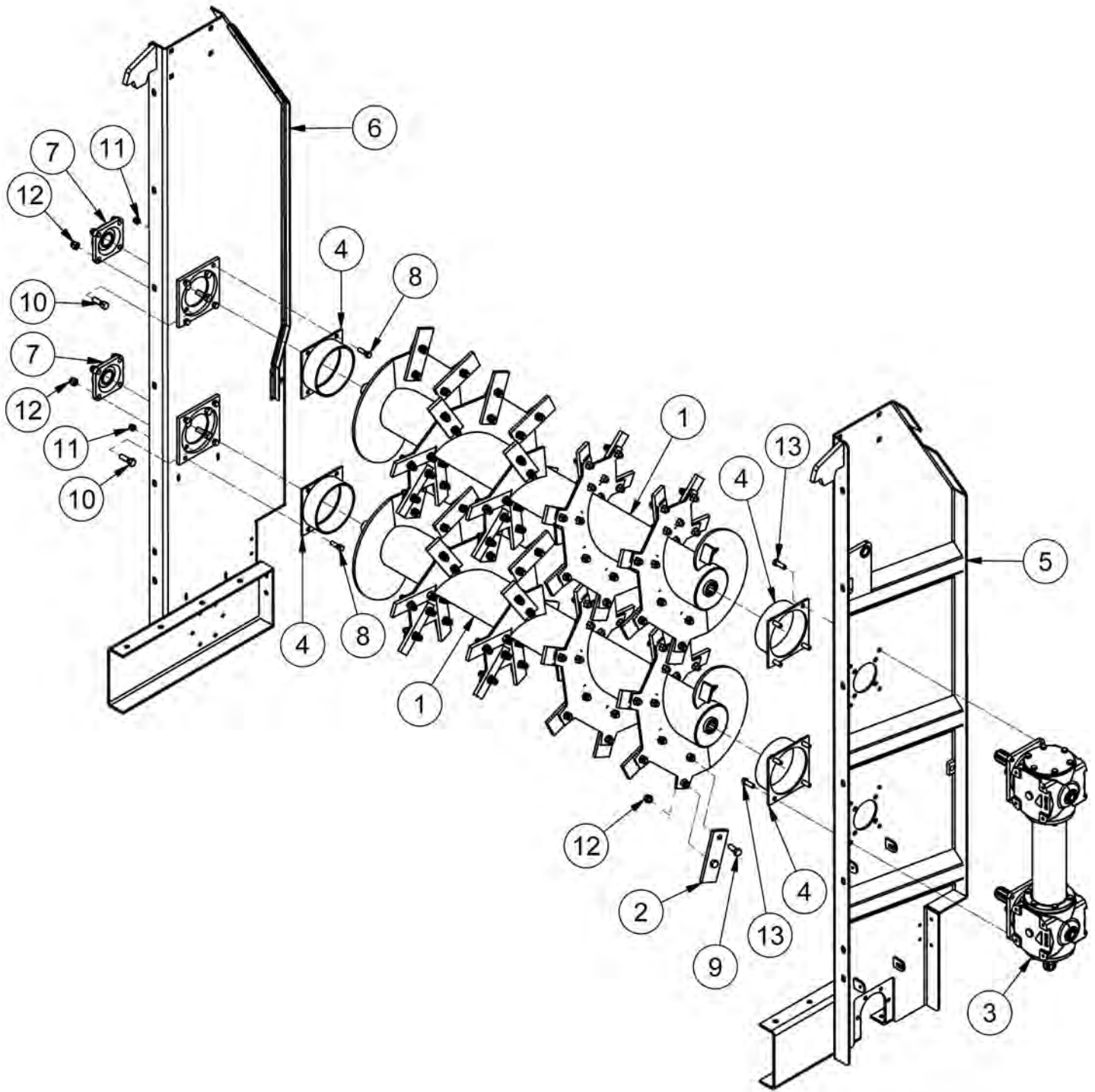
## Endgate Indicator Kit - 48215

ITEM	QTY	PART NUMBER	DESCRIPTION
1	1	45407	Indicator Slider Mount
2	1	45409	Indicator Arrow
3	1	45410	Spring Tensioner Pulley
4	1	45589	Indicator
5	1	45629	Indicator Back Panel
6	1	45812	Rear Pulley
7	3	45898	Indicator Wire Plate
8	2	46086	Spring 12.0 X 1.0 X .105
9	1	48203	Front Indicator Cable - .125" x 70"
10	1	48742	Side Indicator Cable - .125" x 444"
11	1	BF5000-183	Indicator Slide
12	6	FW 3/8	Flatwasher - 3/8" Zinc Plated USS
13	4	HB1/4-20X0.75Z5	Hex Bolt 1/4-20x3/4 Grade 5 Zinc Plated Hex Cap Screw
14	3	HB1/4-20X1.5Z5	Hex Bolt 1/4-20x1 1/2 Grade 5 Zinc Plated Hex Cap Screw
15	14	HB1/4-20X1Z5	Hex Bolt 1/4-20x1 Grade 5 Zinc Plated Hex Cap Screw
16	3	HB3/8-16X1Z5	Hex Bolt 3/8-16x1 Grade 5 Zinc Plated Hex Cap Screw
17	1	HB5/16-18X1.5Z5	Hex Bolt 5/16-18x1 1/2 Grade 5 Zinc Plated Hex Cap Screw
18	6	HN5/16-18CZ5	Hex Nut 5/16"-18 Grade 5 Zinc Plated Finished
19	17	LN1/4-20NCZ5	LN 1/4-20 Zinc Plated Nylon Insert Lock Nut
20	3	LN5/16-18NCZ5	LN 5/16-18 Zinc Plated Nylon Insert Lock Nut
21	3	PP00423	Pulley
22	3	PP00682	Eye Bolt - 5/16-18 x 4" Shank Zinc Plated Turned



# Section 4: Poultry Beater

## Poultry Beater (Original) - Beaters

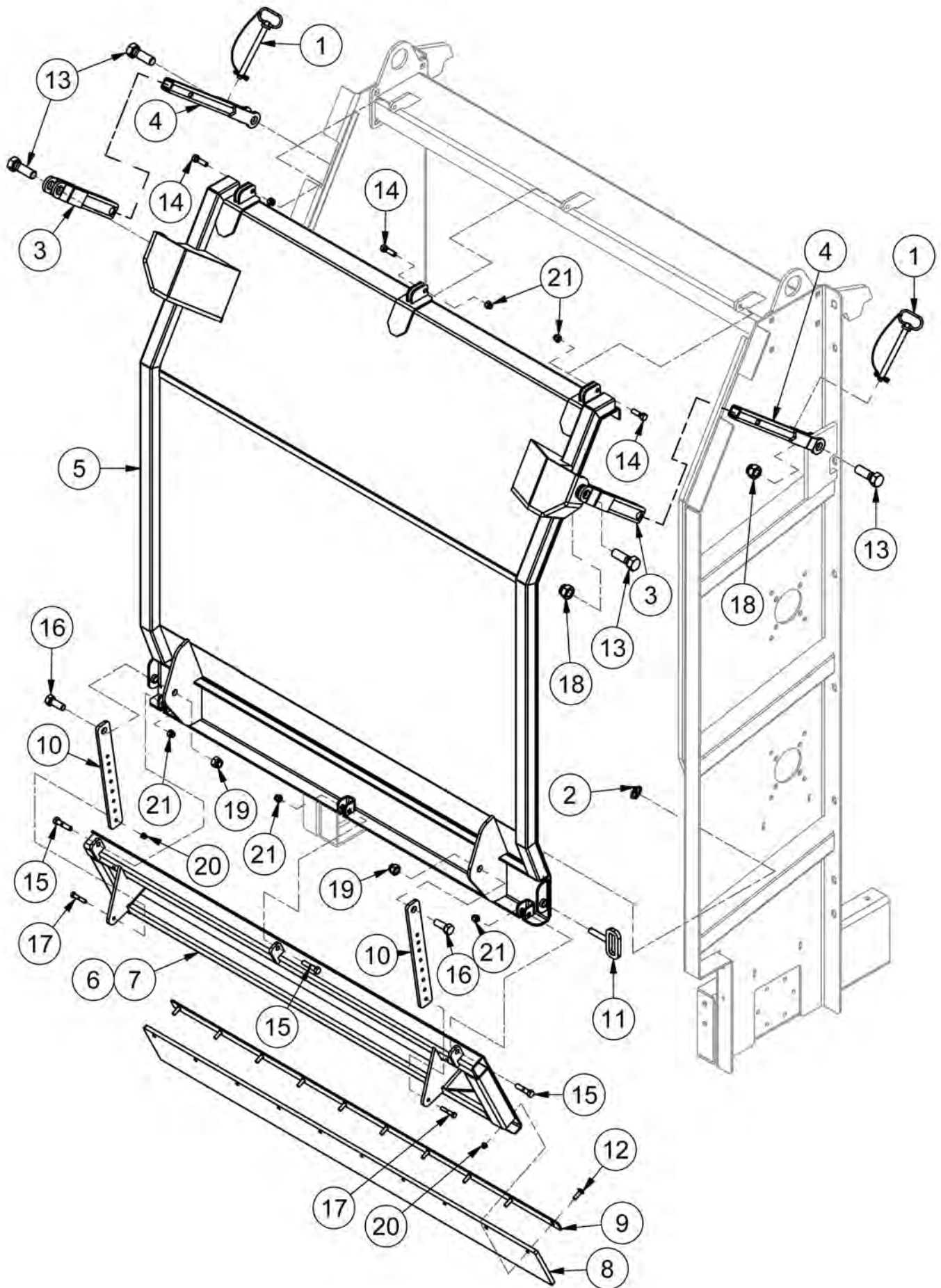


## Poultry Beater (Original) - Beaters

ITEM	QTY	PART NUMBER	DESCRIPTION	NOTE
1	2	36755	Poultry Beater	
2	58	40358	Beater Paddle	Qty/Beater
3	1	37827	Horizontal Beater Gear Box	
4	4	37936	Beater End Covers	
5	1	40435	Left Side Compost Panel	
6	1	40436	Right Side Compost Panel	
7	2	BEA UCF209-28R3	Flange Bearing -Triple Seal- Ductile Iron	
8	8	HB1/2-13X1.75Z5	Hex Bolt 1/2-13x1 3/4 Gr 5 Zinc Plated Hex Cap Screw	
9	112	HB5/8-11X1.75Z5	Hex Bolt 5/8-11x1 3/4 Gr 5 Zinc Plated Hex Cap Screw	
10	8	HB5/8-11X2Z5	Hex Bolt 5/8-11x2 Gr 5 Zinc Plated Hex Cap Screw	
11	8	LN1/2-13NCZ5	LN 1/2-13 Zinc Plated Nylon Insert Lock Nut	
12	120	LN5/8-11NCZ5	LN 5/8-11 Zinc Plated Nylon Insert Lock Nut	
13	8	M14X40X2	Metric Bolt	

*Specify Manure Spreader serial no. when ordering replacement parts.*

# Poultry Beater (Original) - Endgate



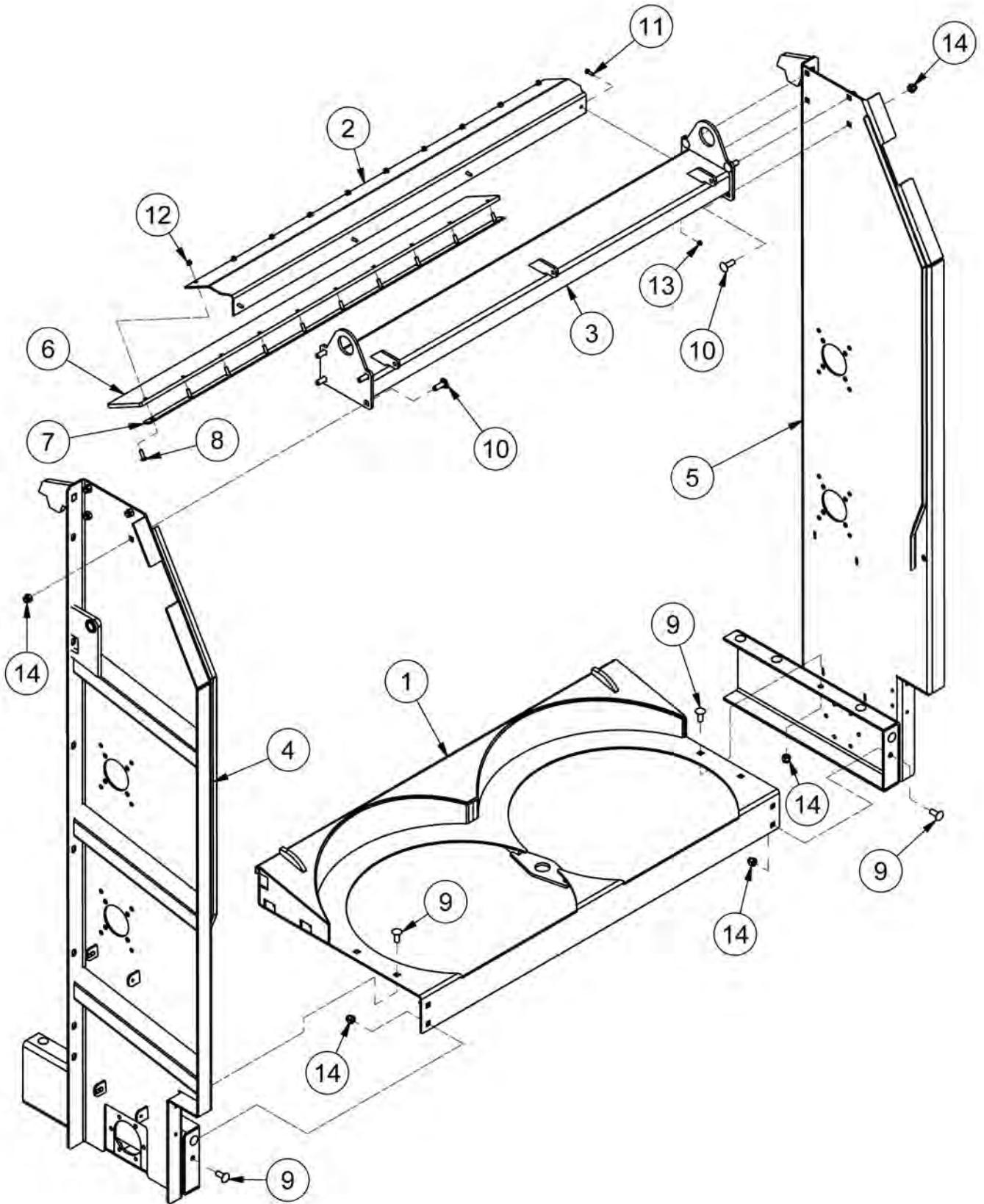
## Poultry Beater (Original) - Endgate

ITEM	QTY	PART NUMBER	DESCRIPTION	NOTE
1	2	25522	Hitch Pin 5/8 x 6.5	
2	2	25680	Lynch Pin 3/16 x 1.5	
3	2	40389	Sliding Hinge Clevis	
4	2	40393	Sliding Hinge Arm	
5	1	40400	Complete Rear Compost Cover	
6	1	40416	Bottom Adjustable Flip	
7	1	40420	Bottom Channel	Items 7-9
8	1	700-101	Rubber Endgate Seal	
9	1	700-103	Rubber Hold Down	
10	2	40428	Rear Gate Adjuster Bar	
11	2	40469	Poultry Beater Rear Pin	
12	10	CB3/8-16X1.25CZ5	Carriage Bolt - 3/8-16 x 1 1/4" Grade 5 Zinc	
13	4	HB1-8X3Z5	Hex Bolt 1-8x3 Grade 5 Zinc Plated Hex Cap Screw	
14	3	HB1/2-13X1.75Z5	Hex Bolt 1/2-13x1 3/4 Grade 5 Zinc Plated Hex Cap Screw	
15	3	HB1/2-13X2.25Z5	Hex Bolt 1/2-13x2 1/4 Grade 5 Zinc Plated Hex Cap Screw	
16	2	HB3/4-10X2Z5	Hex Bolt 3/4-10x2 Grade 5 Zinc Plated Hex Cap Screw	
17	2	HB3/8-16X2Z5	Hex Bolt 3/8-16x2 Grade 5 Zinc Plated Hex Cap Screw	
18	4	LN1-8NCZ5	LN 1-8 Zinc Plated Nylon Insert Lock Nut	
19	2	LN3/4-10NCZ5	LN 3/4-10 Zinc Plated Nylon Insert Lock Nut	
20	12	LN3/8-16NCZ5	LN 3/8-16 Zinc Plated Nylon Insert Lock Nut	
21	6	LN1/2-13NCZ5	LN 1/2-13 Zinc Plated Nylon Insert Lock Nut	

*Specify Manure Spreader serial no. when ordering replacement parts.*



# Poultry Beater (Original) - Frame

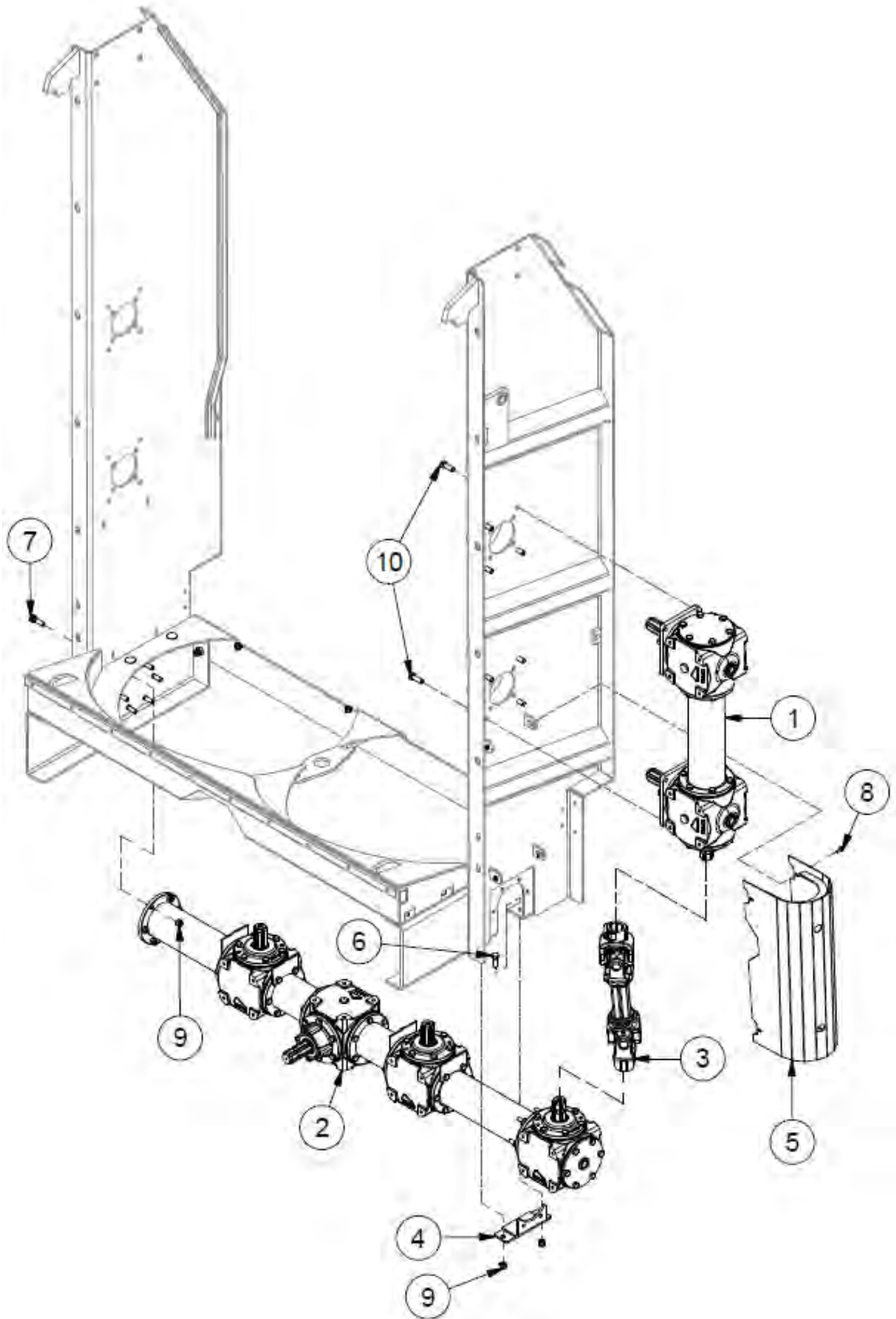


## Poultry Beater (Original) - Frame

ITEM	QTY	PART NUMBER	DESCRIPTION
1	1	36754	Complete Spinner Shroud Assembly
2	1	39276	Upper Beater Shield Mount
3	1	40424	Top Beam Poultry Spreader
4	1	40435	Left Side Compost Panet
5	1	40436	Right Side Compost Panet
6	1	700-101	2 Ply Rubber Belt-V750 (7.0x66.38)
7	1	700-103	Rubber Hold Down
8	10	CB3/8-16X1.25CZ5	Carriage Bolt - 3/8-16 x 1 1/4" Grade 5 Zinc
9	12	CB5/8-11X1.5CZ5	Carriage Bolt - 5/8-11 x 1 1/2" Grade 5 Zinc
10	8	CB5/8-11X1.75CZ5	Carriage Bolt - 5/8-11 x 1 3/4" Grade 5 Zinc
11	4	HB5/16-18X1Z5	Hex Bolt 5/16-18x1 Gr 5 Zinc Plated Hex Cap Screw
12	10	LN3/8-16NCZ5	LN 3/8-16 Zinc Plated Nylon Insert Lock Nut
13	4	LN5/16-18NCZ5	LN 5/16-18 Zinc Plated Nylon Insert Lock Nut
14	20	LN5/8-11NCZ5	LN 5/8-11 Zinc Plated Nylon Insert Lock Nut

*Specify Manure Spreader serial no. when ordering replacement parts.*

# Poultry Beater (Original) - Drivelines



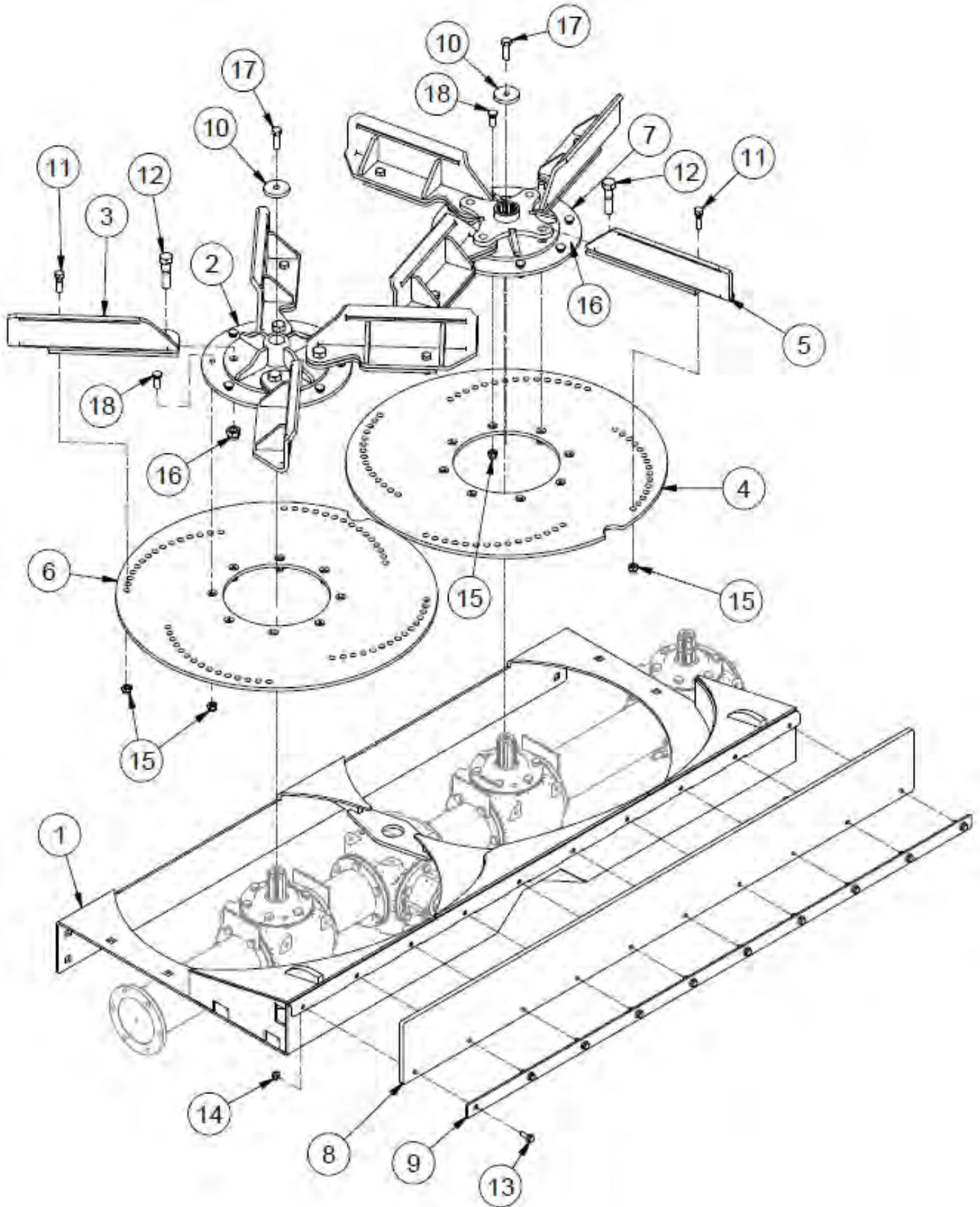
## Poultry Beater (Original) - Drivelines

ITEM	QTY	PART NUMBER	DESCRIPTION
1	1	37827	Gear Box- Side Poultry
2	1	37828	Gear Box- Lower Poultry
3	2	39998	PTO Cross Drive Shaft
4	1	40453	Bottom Gear Box Bracket
5	1	40454	PTO Shield
6	2	HB 1/2-13X1.1/2 Z5	Hex Bolt 1/2-13 x 1 1/2" Grade 5 Zinc Plated Hex Cap Screw NC
7	12	HB 1/2-13X1.3/4 Z5	Hex Bolt Plated - 1/2"-13 x 1-3/4" Zinc Finish SAE J429 Gr. 5 NC
8	4	HBC14X34	Hex Bolt - 1/4-20 x 3/4 Grade 8.2 Zinc Flange Bolt SAE
9	14	LN 1/2 N	Locknuts - 1/2-13 Zinc Plated Nylon Insert Lock Nut
10	8	M14X40X2.0	Metric Bolt

*Specify Manure Spreader serial no. when ordering replacement parts.*



# Poultry Beater (Original)- Spinners

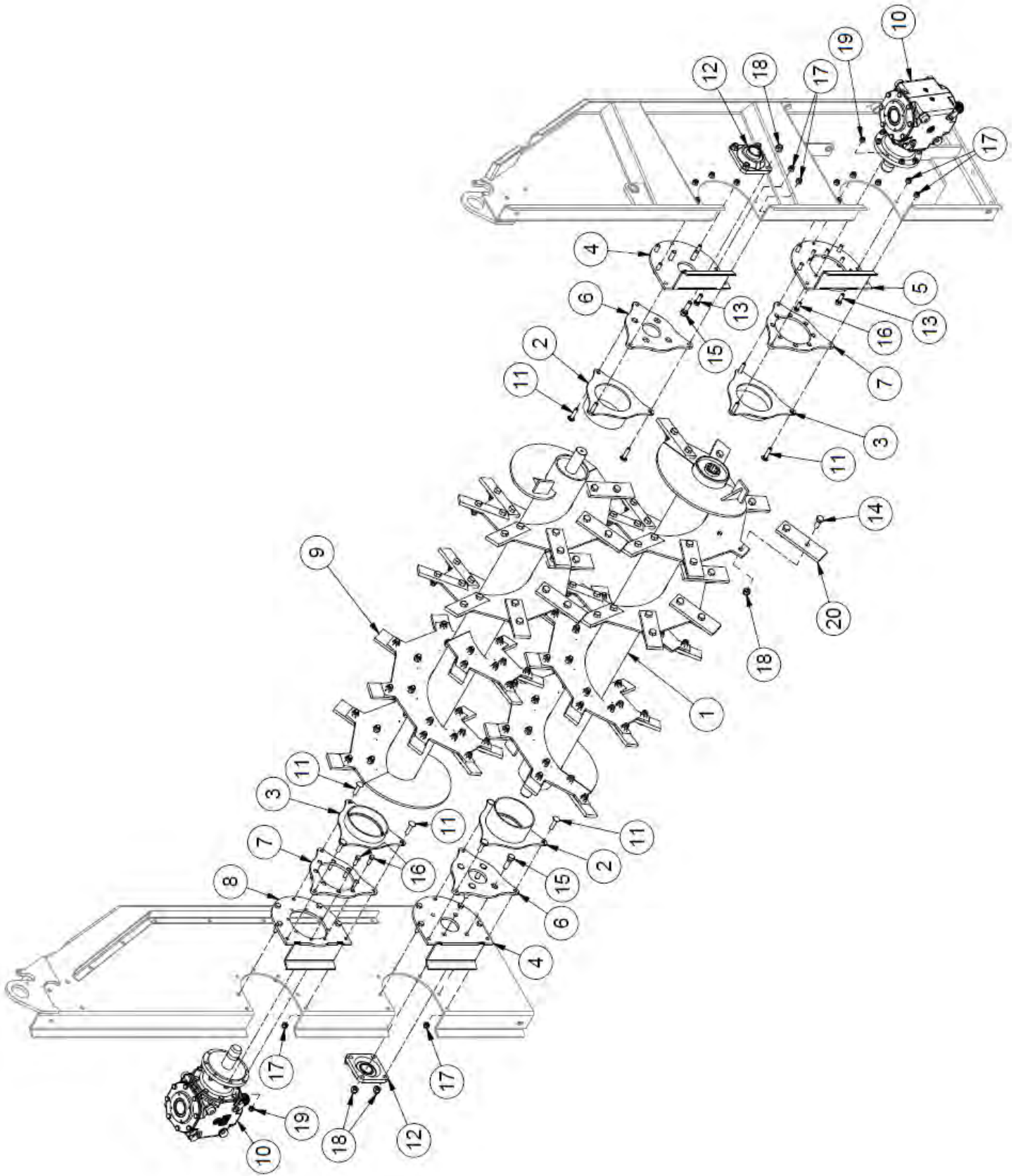


## Poultry Beater (Original) - Spinners

ITEM	QTY	PART NUMBER	DESCRIPTION
1	1	36754	Complete Spinner Shroud
2	1	37862	RH Spinner Weldment
3	4	37880	Right Paddle
4	1	37881	Left Spinner Plate
5	4	37882	Left Paddle
6	1	37902	Right Spinner Plate
7	1	43680	LH Spinner Weldment
8	1	700-101	Rubber Endgate Seal
9	1	700-103	Rubber Hold Down
10	2	700-157	Load Bearing Washer
11	8	HB1/2-13X1.75Z5	Hex Bolt 1/2-13x1 3/4 Gr 5 Zinc Plated Hex Cap Screw
12	8	HB3/4-10X3Z5	Hex Bolt 3/4-10x3 Gr 5 Zinc Plated Hex Cap Screw
13	10	HBC3/8X1	Hex Bolt Cerrated 3/8-16 x 1 Zinc Flange Bolt
14	10	HNS3/8-16CZ	3/8"-16" Zinc Finish Hardened Serrated Flange Nut
15	24	LN1/2-13NCZ5	LN 1/2-13 Zinc Plated Nylon Insert Lock Nut
16	8	LN3/4-10NCZ5	LN 3/4-10 Zinc Plated Nylon Insert Lock Nut
17	2	M14X45X2	Metric Bolt
18	16	PB 1/2-13X1.5	Plow Bolts - 1/2-13 x 1 1/2 Flat Head Gr.5

*Specify Manure Spreader serial no. when ordering replacement parts.*

# Poultry Beater (Current) - Beaters



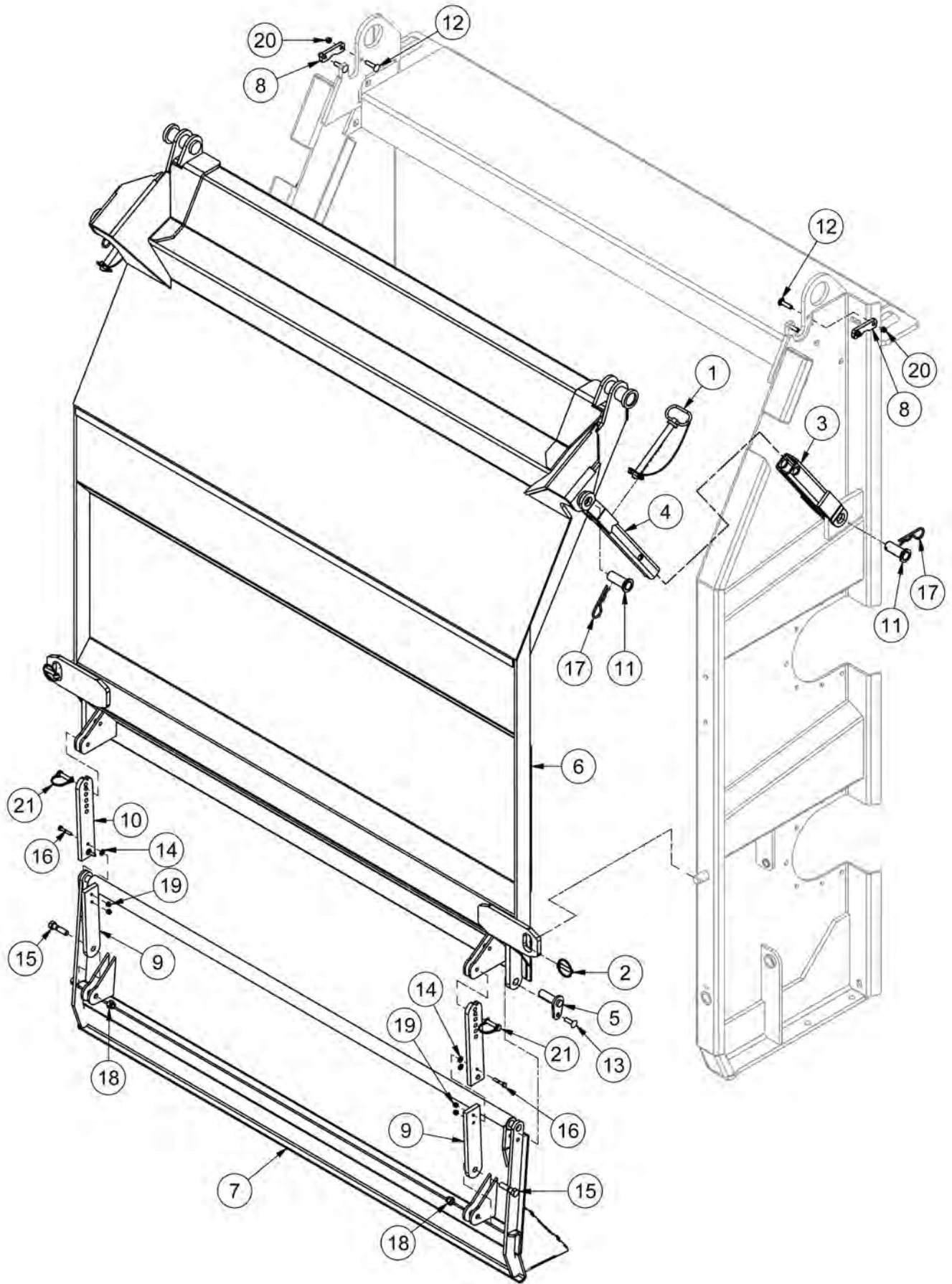
## Poultry Beater (Current) - Beaters

ITEM	QTY	PART NUMBER	DESCRIPTION
1	1	36755	Poultry Beater (750 and 950 Nitro)
2	2	42893	Gearbox Bearing Protector
3	2	42894	Bearing Protector
4	2	42895	Bearing Mount
5	1	42896	Left Gearbox Mount
6	2	42899	Flange Bearing Protector
7	2	42960	Bearing Cover Plate
8	1	43017	Right Gearbox Mount
9	1	43018	Upper Poultry Beater
10	2	45004	T279A Gearbox (50HP)
11	12	CB 1/2-13 X2 Z5	Carriage Bolt - 1/2-13 x 2" Grade 5 Zinc
12	2	BEA UCF209-28R3	Flange Bearing, Triple Seal, Ductile Iron
13	16	HB 1/2-13X1.5 Z5	Hex Bolt 1/2-13x1 1/2 Grade 5 Zinc Plated Hex Cap Screw
14	112	HB 5/8-11X1.75 Z5	Hex Bolt 5/8-11x1 3/4 Grade 5 Zinc Plated Hex Cap Screw
15	12	HB 5/8-11X2 Z5	Hex Bolt 5/8-11x2 Grade 5 Zinc Plated Hex Cap Screw
16	16	HB 7/16-14X1.25 Z5	Hex Bolt 7/16-14x1 1/4 Grade 5 Zinc Plated Hex Cap Screw
17	28	LN 1/2 N	LN 1/2-13 Zinc Plated Nylon Insert Lock Nut
18	124	LN 5/8 N	LN 5/8-11 Zinc Plated Nylon Insert Lock Nut
19	16	LN 7/16 N	LN 7/16-14 Zinc Plated Nylon Insert Lock Nut
20	56	400-438	Beater Paddle

*Specify Manure Spreader serial no. when ordering replacement parts.*



# Poultry Beater (Current)- Endgate

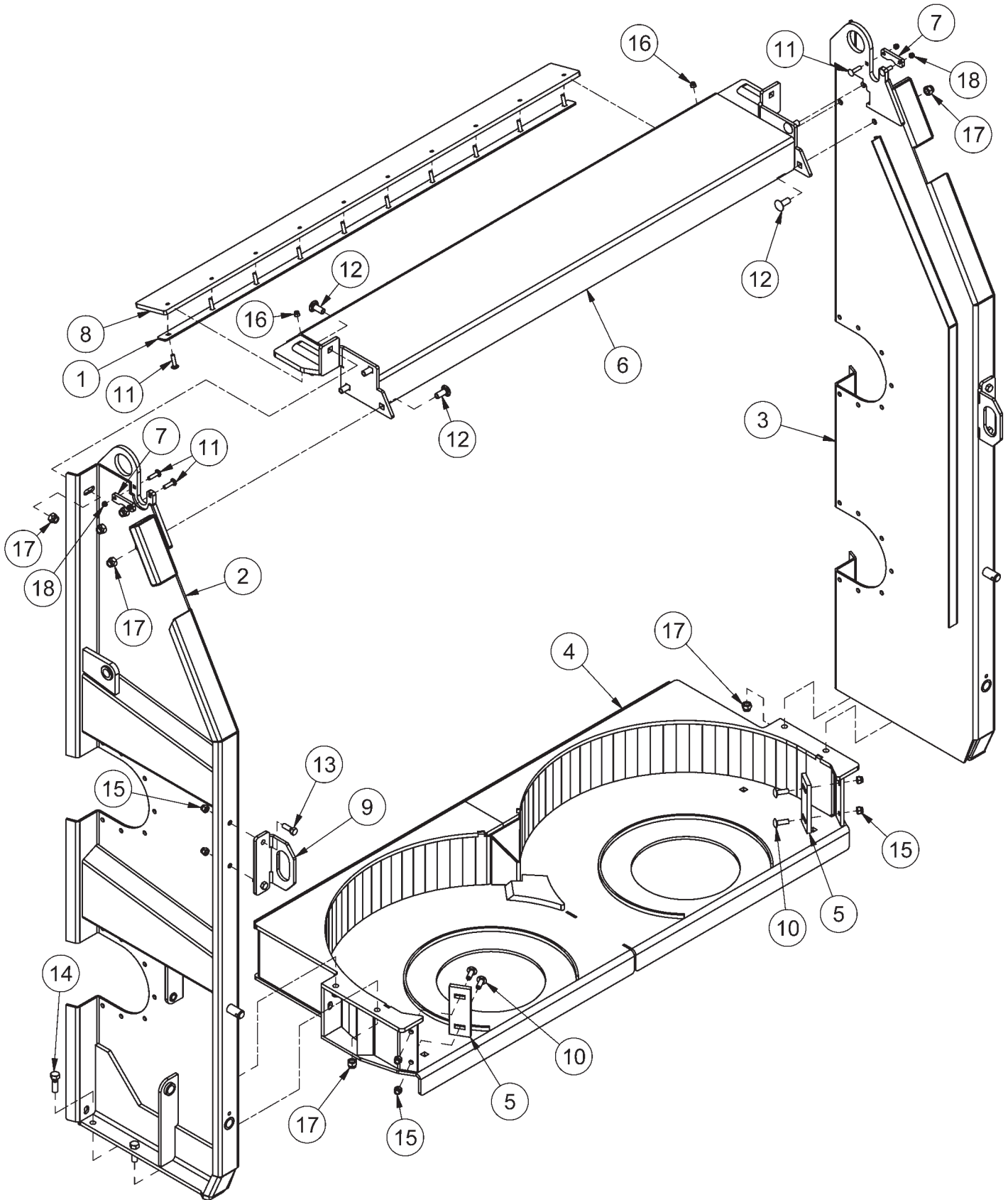


## Poultry Beater (Current) - Endgate

ITEM	QTY	PART NUMBER	DESCRIPTION
1	2	25522	Hitch Pin 5/8 X 6.5
2	2	28940	Lynch Pin - 3/8 X 1-3/4"
3	2	40389	Sliding Hinge Celvis Assembly
4	2	40393	Sliding Hinge Arm Assembly
5	2	42863	Gate Pin
6	1	42864	Back Gate
7	1	42865	Bottom Back Gate
8	2	42898	End Gate Retainer
9	2	42961	Bottom Shear Plate
10	2	42962	Upper Shear Plate
11	4	45361	Hinge Arm Pin
12	4	CB3/8-16X1.5CZ5	Carriage Bolt - 3/8-16 x 1 1/2" Gr 5 Zinc
13	2	CB3/8-16X1.25CZ5	Carriage Bolt - 3/8-16 x 1 1/4" Gr 5 Zinc
14	4	FW 1/4	Flatwasher - 1/4" Zinc Plated USS
15	2	HB1/2-13X2Z5	Hex Bolt 1/2-13x2 Gr 5 Zinc Plated Hex Cap Screw
16	4	HB1/4-20X1.5Z5	Hex Bolt 1/4-20x1 1/2 Gr 5 Zinc Plated Hex Cap Screw
17	4	HP 5/32 X 3.0	Pin Hitch - .156 X 3.0 (#9/9Ga.)x3.1/16" OAL Zinc
18	2	LN1/2-13NCZ5	LN 1/2-13 Zinc Plated Nylon Insert Lock Nut
19	4	LN1/4-20NCZ5	LN 1/4-20 Zinc Plated Nylon Insert Lock Nut
20	4	LN5/16-18NCZ5	LN 5/16-18 Zinc Plated Nylon Insert Lock Nut
21	2	LP B1996	Pin - Lock Pin 3/8 X 1 3/8

*Specify Manure Spreader serial no. when ordering replacement parts.*

# Poultry Beater (Current)- Frame



## Poultry Beater (Current) - Frame

ITEM	QTY	PART NUMBER	DESCRIPTION
1	1	700-103	Rubber Hold Down
2	1	42861	Poultry Beater Left Side
3	1	42862	Poultry Beater Right Side
4	1	42866	Spinner Pan
5	2	42888	Cutting Plate
6	1	42897	Top Cross Beam
7	2	42898	End Gate Retainer
8	1	43012	Top Rubber Seal
9	2	45829	Poultry Beater Hanger
10	4	CB1/2-13X1.5CZ5	Carriage Bolt - 1/2-13 x 1 1/2" Grade 5 Zinc
11	14	CB3/8-16X1.5CZ5	Carriage Bolt - 3/8-16 x 1 1/2" Grade 5 Zinc
12	8	CB5/8-11X1.5CZ5	Carriage Bolt - 5/8-11 x 1 1/2" Grade 5 Zinc
13	4	HB1/2-13X1.5Z5	Hex Bolt 1/2-13x1 1/2 Grade 5 Zinc Plated Hex Cap Screw
14	4	HB5/8-11X2Z5	Hex Bolt 5/8-11x2 Grade 5 Zinc Plated Hex Cap Screw
15	8	LN1/2-13NCZ5	LN 1/2-13 Zinc Plated Nylon Insert Lock Nut
16	10	LN3/8-16NCZ5	LN 3/8-16 Zinc Plated Nylon Insert Lock Nut
17	12	LN5/8-11NCZ5	LN 5/8-11 Zinc Plated Nylon Insert Lock Nut
18	4	LN5/16-18NCZ5	LN 5/16-18 Zinc Plated Nylon Insert Lock Nut

*Specify Manure Spreader serial no. when ordering replacement parts.*



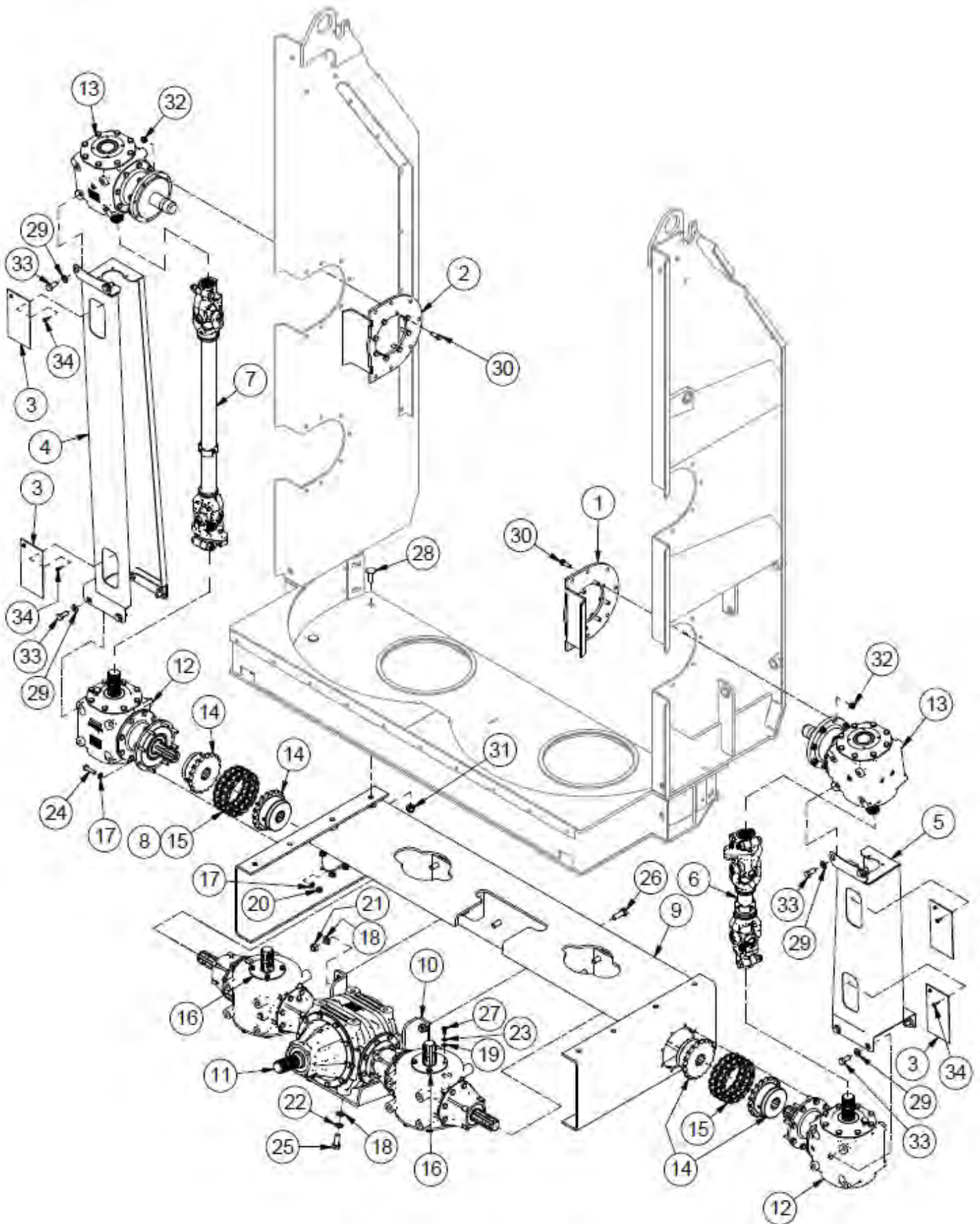


## Poultry Beater (Current) - Spinners

ITEM	QTY	PART NUMBER	DESCRIPTION
1	1	42866	Spinner Pan
2	1	43813	Rubber Endgate Seal
3	1	43818	Left Spinner w/ Wiper
4	1	43819	Right Spinner w/ Wiper
5	1	45358	Poultry Scraper Guide
6	1	45963	Left Spinner Hub
7	1	45964	Right Spinner Hub
8	4	46660	Left Spinner Paddle
9	4	46661	Right Spinner Paddle
10	8	CB1/2-13X1.5CZ5	Carriage Bolt - 1/2-13 x 1 1/2" Grade 5 Zinc
11	10	CB3/8-16X1.5CZ5	Carriage Bolt - 3/8-16 x 1 1/2" Grade 5 Zinc
12	6	CB5/8-11X1.75CZ5	Carriage Bolt - 5/8-11 x 1 3/4" Grade 5 Zinc
13	8	HB3/4-10X3Z5	Hex Bolt 3/4-10x3 Grade 5 Zinc Plated Hex Cap Screw
14	2	HNJ1.0-14FZ2	Hex Nut - 1-14 Zinc Plated Hex Jam Nut
15	24	LN1/2-13NCZ5	LN 1/2-13 Zinc Plated Nylon Insert Lock Nut
16	8	LN3/4-10NCZ5	LN 3/4-10 Zinc Plated Nylon Insert Lock Nut
17	10	LN3/8-16NCZ5	LN 3/8-16 Zinc Plated Nylon Insert Lock Nut
18	6	LN5/8-11NCZ5	LN 5/8-11 Zinc Plated Nylon Insert Lock Nut
19	4	LN16-1.5NFZ8	M16-1.5 DIN 985 Class 8 Zinc Finish Steel Nylock Nut
20	4	M16X100X1.5	Metric Bolt
21	16	PB 1/2-13X1.5	Plow Bolts - 1/2-13 x 1 1/2 Flat Head Gr.5
22	2	SS 1-14X3	Allan Head Set Screw, 1-14 x 3

*Specify Manure Spreader serial no. when ordering replacement parts.*

# Poultry Beater (Current)- Drivelines





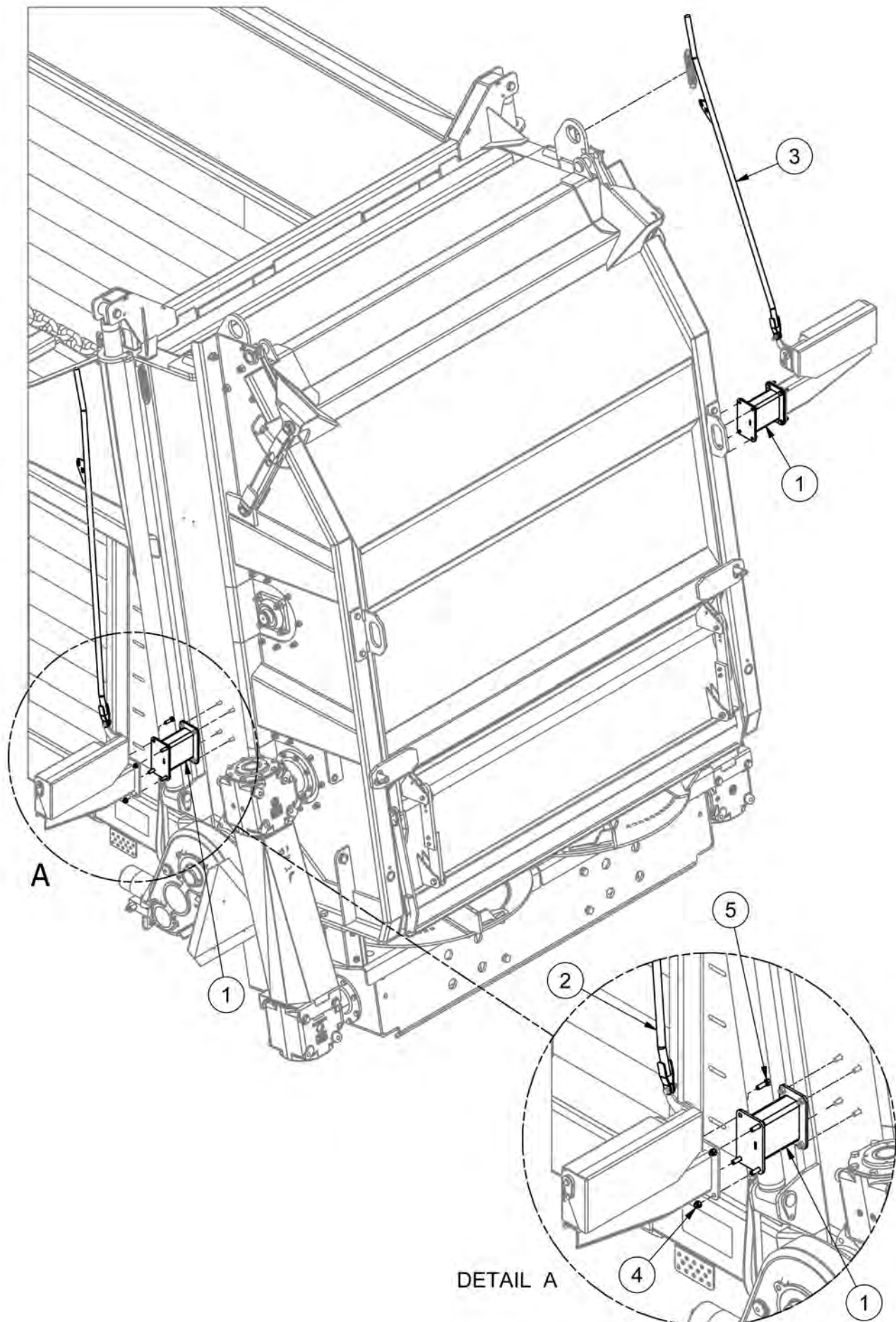
## Poultry Beater (Current) - Drivelines

ITEM	QTY	PART NUMBER	DESCRIPTION
1	1	42896	Left Gearbox Mount
2	1	43017	Right Gearbox Mount
3	4	43057	PTO Shield Grease Cover
4	1	43127	Right PTO Shield Assembly
5	1	43128	Left PTO Shield
6	1	43976	T60 Short Driveline
7	1	43977	T60 Long Driveline
8	4	45007	8018 Chain Coupler Cover
9	1	45000	T301B Frame
10	1	45001	T301B Gearbox Mount
11	1	45002	T301B Gearbox Assembly
12	2	45003	T279A Gearbox (80HP)
13	2	45004	T279A Gearbox (50HP)
14	4	45005	8018H1 3/4-6 Spline Chain Coupler
15	2	45006	8018H Coupling Chain (Inc C/L)
16	2	45008	T269 Seal Protector Plate
17	32	FW 10MM	Flatwasher - Metric
18	20	FW 16MM	Flatwasher - Metric
19	8	FW 8MM	Flatwasher - Metric
20	16	LN10-1.5NCZ5	M10-1.5 DIN 985 Class 8 Zinc Finish Steel Nylon Insert Lock Nut
21	4	LN16-2.0NCZ5	M16-2.0 DIN 985 Class 8 Zinc Finish Steel Nylon Insert Lock Nut
22	12	LW 16MM	Lockwasher - Metric
23	8	LW 8MM	Lockwasher - Metric
24	16	M10X40X1.5	Metric Bolt
25	4	M16X40X2.0	Metric Bolt
26	12	M16X45X2.0	Metric Bolt
27	8	M8X20X1.25	Metric Bolt
28	6	CB 5/8-11 X1.75 Z5	Carriage Bolt - 5/8-11 x 1 3/4" Grade 5 Zinc
29	12	FW 14MM	Flatwasher - Metric
30	16	HB 7/16-14X1.25 Z5	Hex Bolt 7/16-14x1 1/4 Grade 5 Zinc Plated Hex Cap Screw
31	6	LN 5/8 N	LN 5/8-11 Zinc Plated Nylon Insert Lock Nut
32	16	LN 7/16 N	LN 7/16-14 Zinc Plated Nylon Insert Lock Nut
33	12	M14X30X2	Metric Bolt
34	8	MS 10X34 SDS	Machine Screw - #10 x 3/4" Hex Washer Head Self Drilling Screw Zinc

*Specify Manure Spreader serial no. when ordering replacement parts.*



# Poultry Beater - Light Kit Extension Option - 45037

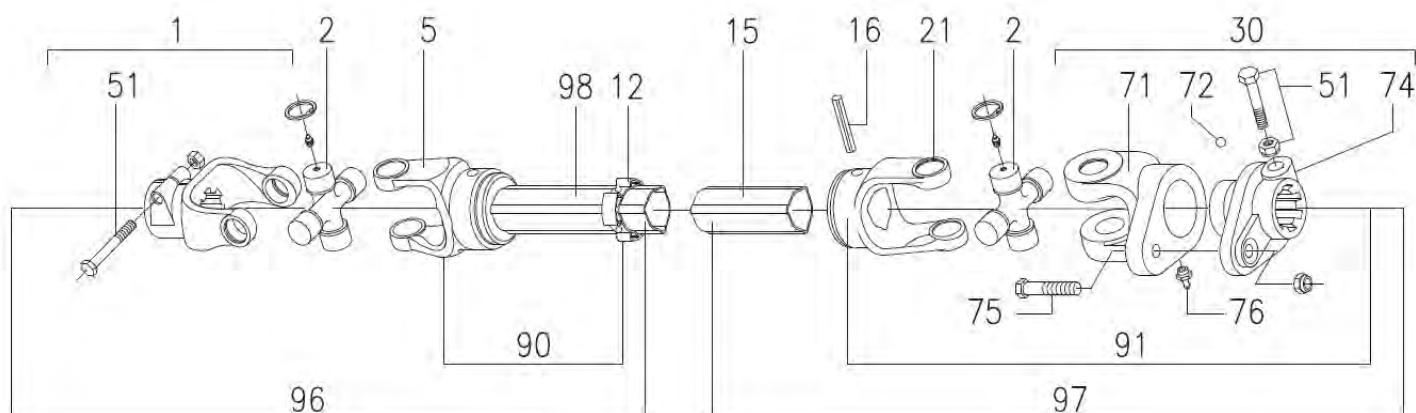


## Poultry Beater - Light Kit Extension Option - 45037

ITEM	QTY	PART NUMBER	DESCRIPTION
1	2	44999	Light Spacer ASM
2	1	45035	750/950/1050 Left Light Arm
3	1	45036	750/950/1050 Right Light Arm
4	8	LN3/8-16NCZ5	LN 3/8-16 Zinc Plated Nylon Insert Lock Nut
5	8	HB3/8-16X1.25Z5	Hex Bolt 3/8-16x1 1/4 Grade 5 Zinc Plated Hex Cap Screw

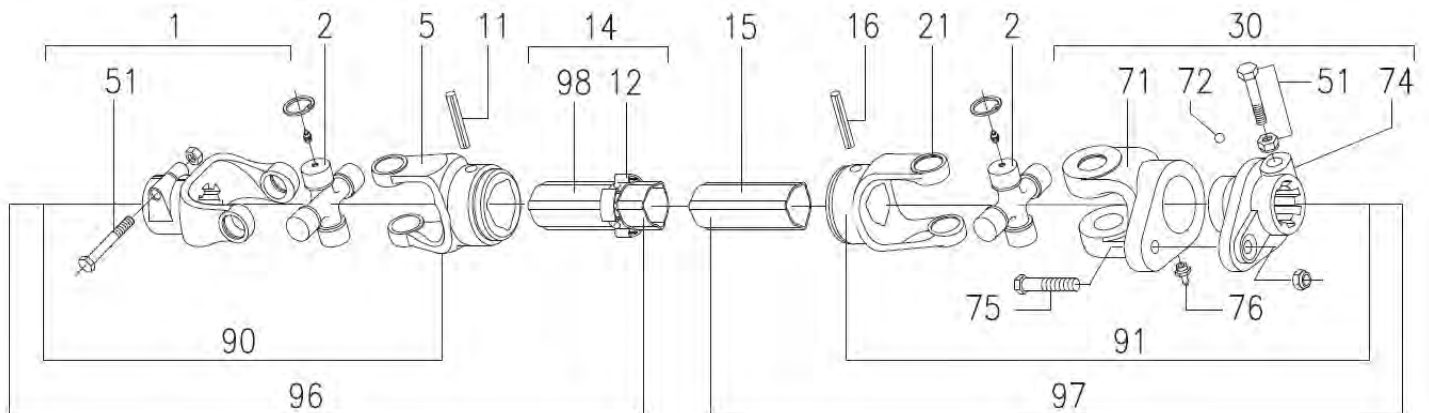
**NOTE:** See [Pg.3-4](#) for optional light kit parts.

## Poultry Beater Short Driveline - 43976



ITEM	QTY	PART NUMBER	DESCRIPTION
1	1	141.026.083.1	Complete Interfering Clamp Bolt Yoke 135.75" Z20
2	2	180.016.764	Cross Journal Set 30.2x92
5			Outer Yoke
11			Roll Pin for Outer Tube
12	1	180.016.316	Grease Fitting Bushing
14			Complete Outer Tube 130
15	1	153.160.106	Inner Tube 215
16	1	190.000.016	Roll Pin for Inner Tube
21	1	151.016.029.1	Inner Yoke
30	1	143.260.064.1	Complete Shear Bolt B35 (55xM8) 1.75" Z20
51	3	190.000.576	Bolt & Nut M16x2x80 c1.8.8
71	1	151.016.176.1	Hub Yoke B05 (55xM8)
72	24	190.000.023	Ball 5/16" Dia
74	1	151.016.937.1	Hub B35 (55xM8)
75	6	165.000.506	Bolt & nut M8x1.25x60 c1.8.8
76	1	190.000.021	Grease Fitting M10x1
90	1	122.360.096.1	Female Tube Yoke with Label
91	1	121.026.1418.11	Inner Tube U Joint
96	1	123.360.541.11	Female Half Shaft
97	1	123.460.1108.11	Male Half Shaft
98	1	190.000.216	Outer Tube DANGER Label

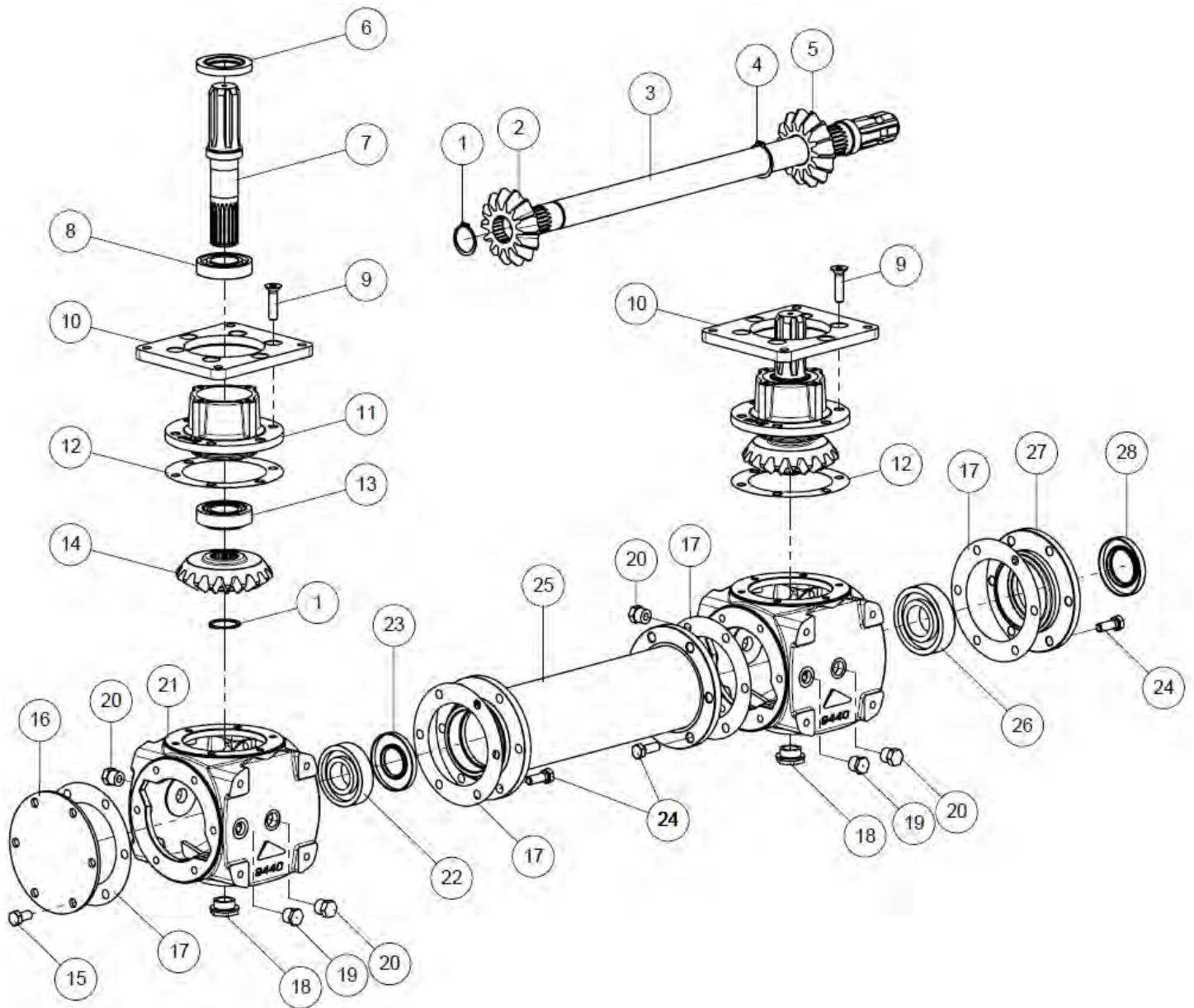
## Poultry Beater Long Driveline - 43977



ITEM	QTY	PART NUMBER	DESCRIPTION
1	1	141.026.083.1	Complete Interfering Clamp Bolt Yoke 135.75" Z20
2	2	180.016.764	Cross Journal Set 30.2x92
5	1	151.016.028.1	Outer Yoke
11	1	190.000.018	Outer Tube Roll Pin
12	1	180.016.316	Grease Fitting Bushing
14	1	152.170.282.0720	Complete Outer Tube 700
15	1	153.160.111	Inner Tube 715
16	1	190.000.016	Roll Pin for Inner Tube
21	1	151.016.029.1	Inner Yoke
30	1	143.260.064.1	Complete Shear Bolt B35 (55xM8) 1.75" Z20
51	3	190.000.576	Bolt & Nut M16x2x80 c1.8.8
71	1	151.016.176.1	Hub Yoke B05 (55xM8)
72	24	190.000.023	Ball 5/16" Dia
74	1	151.016.937.1	Hub B35 (55xM8)
75	6	165.000.506	Bolt & nut M8x1.25x60 c1.8.8
76	1	190.000.021	Grease Fitting M10x1
90	1	121.026.1417.10	Female Tube Yoke with Label
91	1	121.026.1418.11	Inner Tube U Joint
96	1	123.360.540.11	Female Half Shaft
97	1	123.460.1107.11	Male Half Shaft
98	1	190.000.216	Outer Tube DANGER Label



# Poultry Beater Side Gearbox - Original - 37827



## Poultry Beater Side Gearbox - Original - 37827

ITEM	QTY	PART NUMBER	DESCRIPTION
1	3	37827-3426	Circlip E40
2	1	37827-12041	Bevel Pinion Z=14
3	1	37827-15466	Shaft
4	1	37827-3427	Circlip E45
5	1	37827-15464	Bevel Pinion Z=14
6	2	37827-15481	Oil Seal 52/80/10-DL
7	2	37827-15463	Shaft
8	2	37827-3342	Bearing 6208
9	12	37827-15476	Screw M12x50
10	2	37827-15461	Fixing Plate
11	2	37827-9445	Hub
12	2	37827-9536	Gasket
13	2	37827-9013	Bearing 32208
14	2	37827-12042	Gear Z=18
15	6	37827-3301	Screw, Hex-HD M12x25
16	1	37827-12556	Cover
17	4	37827-9525	Gasket
18	2	37827-9179	Oil Level Indicator Ø1"Gas All.
19	2	37827-9706	Oil Breather Plug Ø1/2"Gas
20	4	37827-9707	Oil Plug Ø1/2"Gas
21	2	37827-15508	Lateral Housing
22	1	37827-3346	Bearing 6308
23	1	37827-15505	Oil Seal 40/85/9
24	18	37827-3768	Screw, Hex-HD M12x35
25	1	37827-15468	Spacer L=400
26	1	37827-7478	Bearing 6309
27	1	37827-15465	Calotte
28	1	37827-15480	Oil Seal 50/85/10-DL

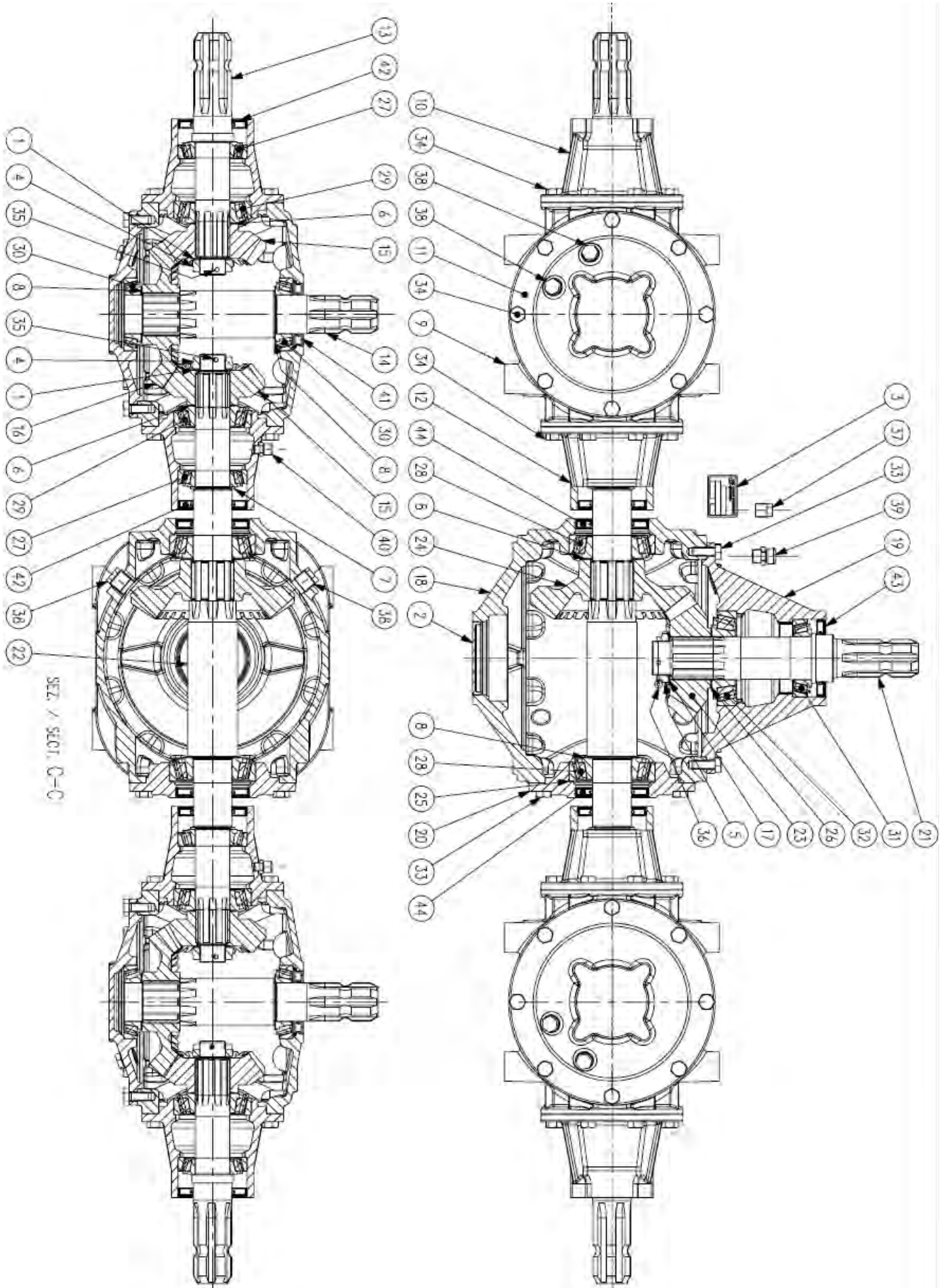


## Poultry Beater Lower Gearbox - Original - 37828

ITEM	QTY	PART NUMBER	DESCRIPTION
1	5	37828-3426	Circlip E40
2	3	37828-12041	Bevel Pinion Z=14
3	4	37828-3346	Bearing 6308
4	1	37828-7478	Bearing 6309
5	1	37828-9502	Gear Z=20
6	1	37828-3427	Circlip E45
7	1	37828-9672	Shaft L=712
8	3	37828-9524	Spacer
9	3	37828-9926	O-ring 2175
10	18	37828-3302	Screw, Hex-HD M12x30
11	3	37828-9446	Calotte
12	4	37828-9536	Gasket
13	3	37828-7480	Oil Seal 55/85/10-DL
14	3	37828-13102	Bearing 6309-2RS
15	2	37828-9507	Shaft
16	3	37828-9516	Spacer 40/51/25
17	2	37828-12042	Gear Z=18
18	3	37828-3354	Bearing 30207
19	1	37828-9680	Spacer L=370
20	34	37828-3768	Screw, Hex-HD M12x35
21	8	37828-3303	Screw, Hex-HD M12x40
22	4	37828-12143	Support
23	8	37828-9525	Gasket
24	3	37828-9441	Housing
25	2	37828-9675	Spacer L=185
26	1	37828-9707	Oil Plug Ø1/2" Gas
27	1	37828-9440	Housing
28	2	37828-9179	Oil Level Indicator Ø1" Gas All.
29	1	37828-9706	Oil Breather Plug Ø1/2" Gas
30	1	37828-17644	Spacer L=403
31	6	37828-4478	Nut M12
32	6	37828-12853	Screw/ M12x70
33	6	37828-3301	Screw, Hex-HD M12x25
34	1	37828-12863	Cover
35	1	37828-12629	Spacer
36	2	37828-9476	Pinion Z=13
37	1	37828-4910	Bearing 30208
38	1	37828-9445	Hub
39	1	37828-3342	Bearing 6208
40	1	37828-9509	Shaft
41	1	37828-9537	Oil Seal 48/80/10-DL
42	1	37828-9477	Gear Z=20
43	1	37828-12558	Shaft
44	1	37828-12828	Lateral Shaft
45	1	37828-12150	Complete Hub
46	2	37828-9539	Complete Calotte
47	1	37828-12658	Complete Exterior Calotte



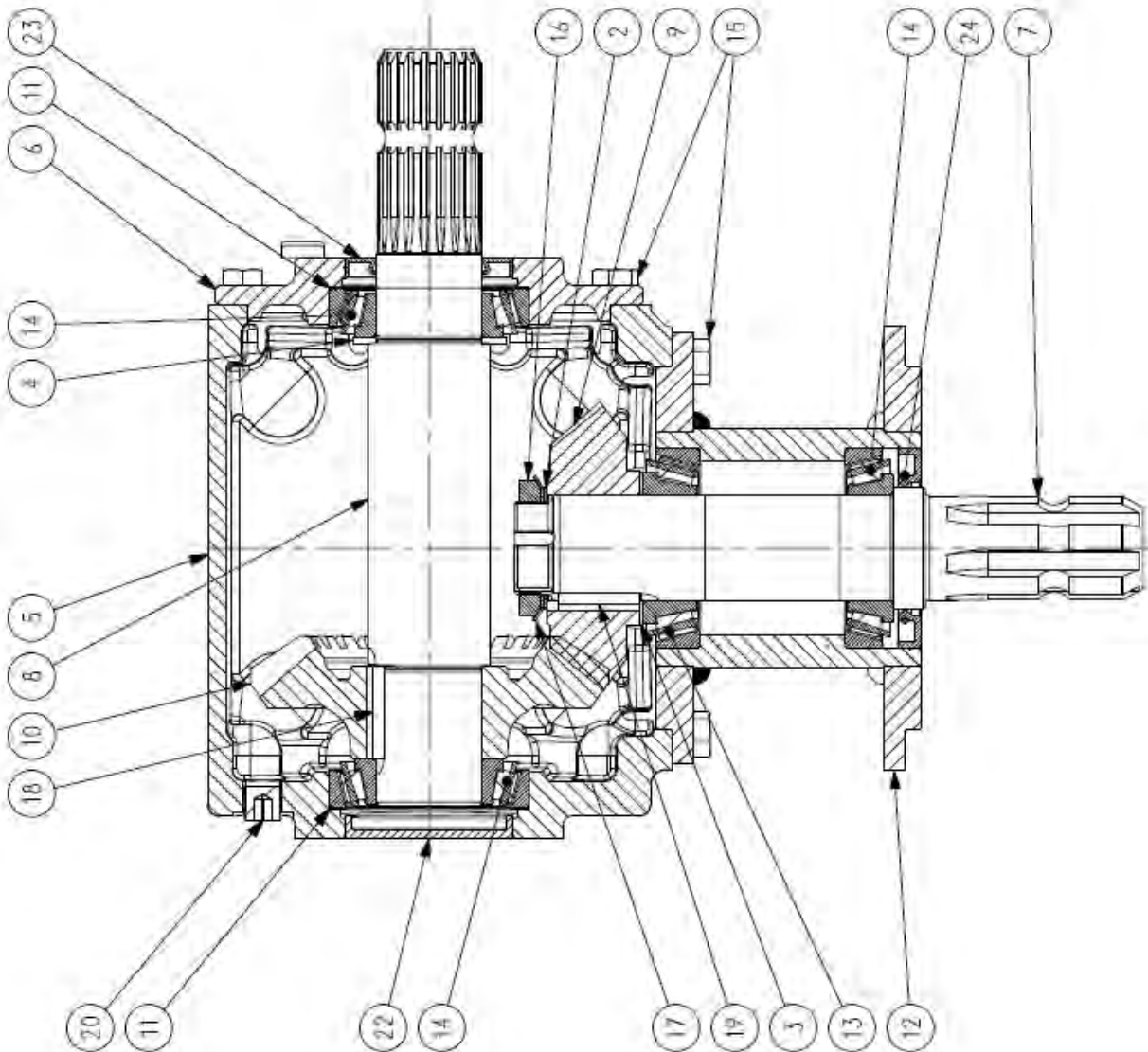
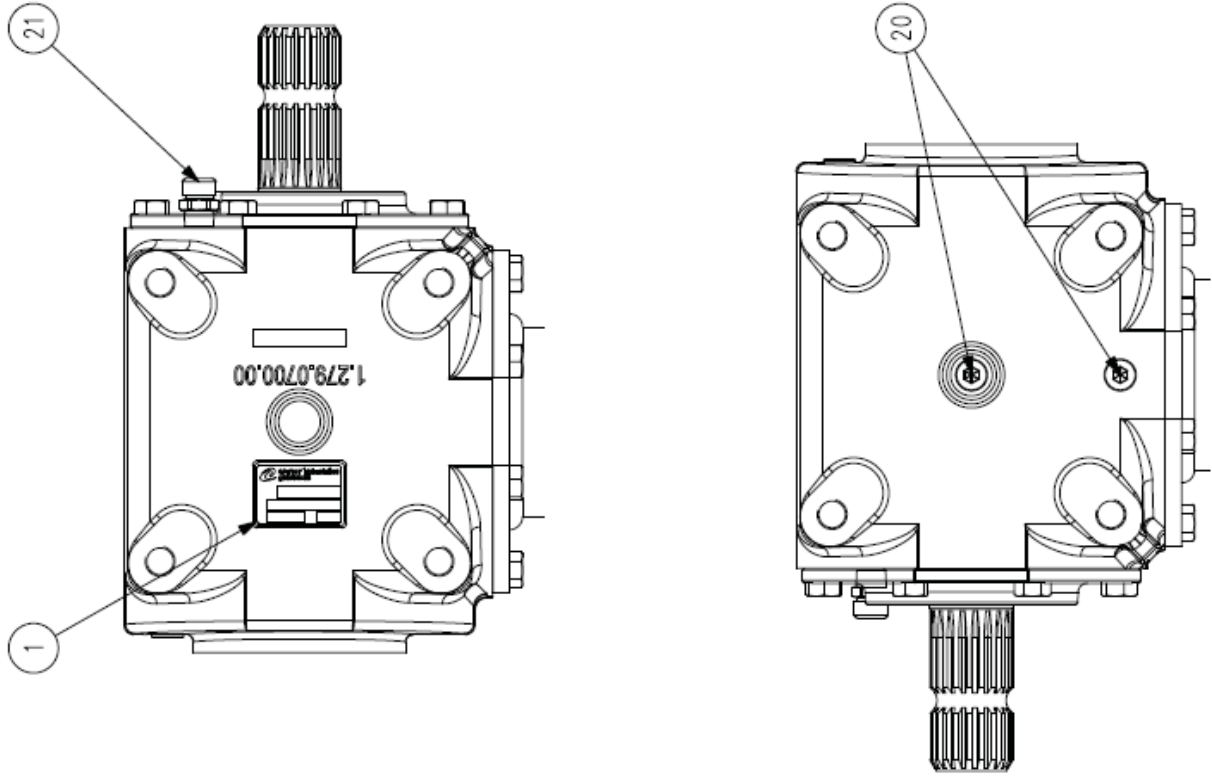
# Poultry Beater Lower Gearbox - Current - 45002



## Poultry Beater Lower Gearbox - Current - 45002

ITEM	QTY	PART NUMBER	DESCRIPTION
1	4	0.102.7515.00	Shim 30.3x44.0x1.5
2	1	0.121.7101.00	Cap 85x10
3	1	0.124.7101.00	Plate "Comer"
4	4	0.132.7106.00	Nut M30 X 1.5
5	1	0.132.7107.00	Castle Nut M40 X 1.5
6	4	0.244.7500.00	Shim Kit for Gear Box T-278A (40.3 X 51.5)
7	2	0.244.7525.00	Shim 40-52-2.5MM
8	6	0.252.7500.00	Shim 45.3 X 65.3
9	2	0.269.0301.00	Casing (45002)
10	2	0.269.1303.00	Extension (45002)
11	2	0.269.1341.00	Cover (45002)
12	2	0.269.1746.00	Extension (45002)
13	2	0.269.2004.00	Shaft 1" 3/4 Z6 (45002)
14	2	0.269.3020.00	Shaft 1 3/4 x 6 Spline
15	4	0.269.5001.00	Pinion Z19 M6.3 (45002)
16	2	0.269.6002.00	Crown Wheel Z27 M6.3
17	1	0.285.7510.00	Shim 40.3x 61.7 X 1 (45002)
18	1	0.301.0300.00	Casing
19	1	0.301.1300.00	Extension
20	1	0.301.1302.00	Cover
21	1	0.301.2000.00	Shaft 1" 3/4 Z6
22	1	0.301.3019.00	Shaft
23	1	0.301.5001.00	Pinion Z20 M7.5
24	1	0.301.6001.00	Crown Wheel Z27 M7.5
25	1	0.703.7500.00	Shim 85.3 x 99.7
26	1	0.712.7500.00	Shim 50.3x70.3 (45002)
27	4	8.0.9.00024	Bearing for Gearbox T-278A (30208) 8.0.9.01060
28	2	8.0.9.00107	Bearing 30309
29	4	8.0.9.00128	Taper Roller Bearing 30308
30	4	8.0.9.00143	Tapered Roller Bearing 30209
31	1	8.0.9.00469	Bearing 30210
32	1	8.0.9.00653	Bearing 30310
33	18	8.1.1.00061	Bolt M10X25-8,8
34	48	8.1.1.00501	Bolt M10X22-8.8
35	4	8.4.7.01111	Cotter Pin B4X55
36	1	8.4.7.01112	Cotter Pin B4X60
37	1	8.6.5.00006	Plug Hexagon 3/8" Gas
38	10	8.6.5.00203	Plug with Ex. Hex 1/2" Gas
39	1	8.6.7.00161	Filler-Breather Plug 3/8" Gas
40	2	8.6.7.02660	Oil Filler Plug
41	2	8.7.1.00981	Double Lip Seal 45-72-8 (TC)
42	4	8.7.1.00999	Double Lip Seal 45X80X10
43	1	8.7.1.01099	Double Lip Seal 55X90X10
44	2	8.7.1.02348	Dust Lip Oil Seal 45X85X10

**Poultry Beater Lower Side Gearbox - Current - 45003**

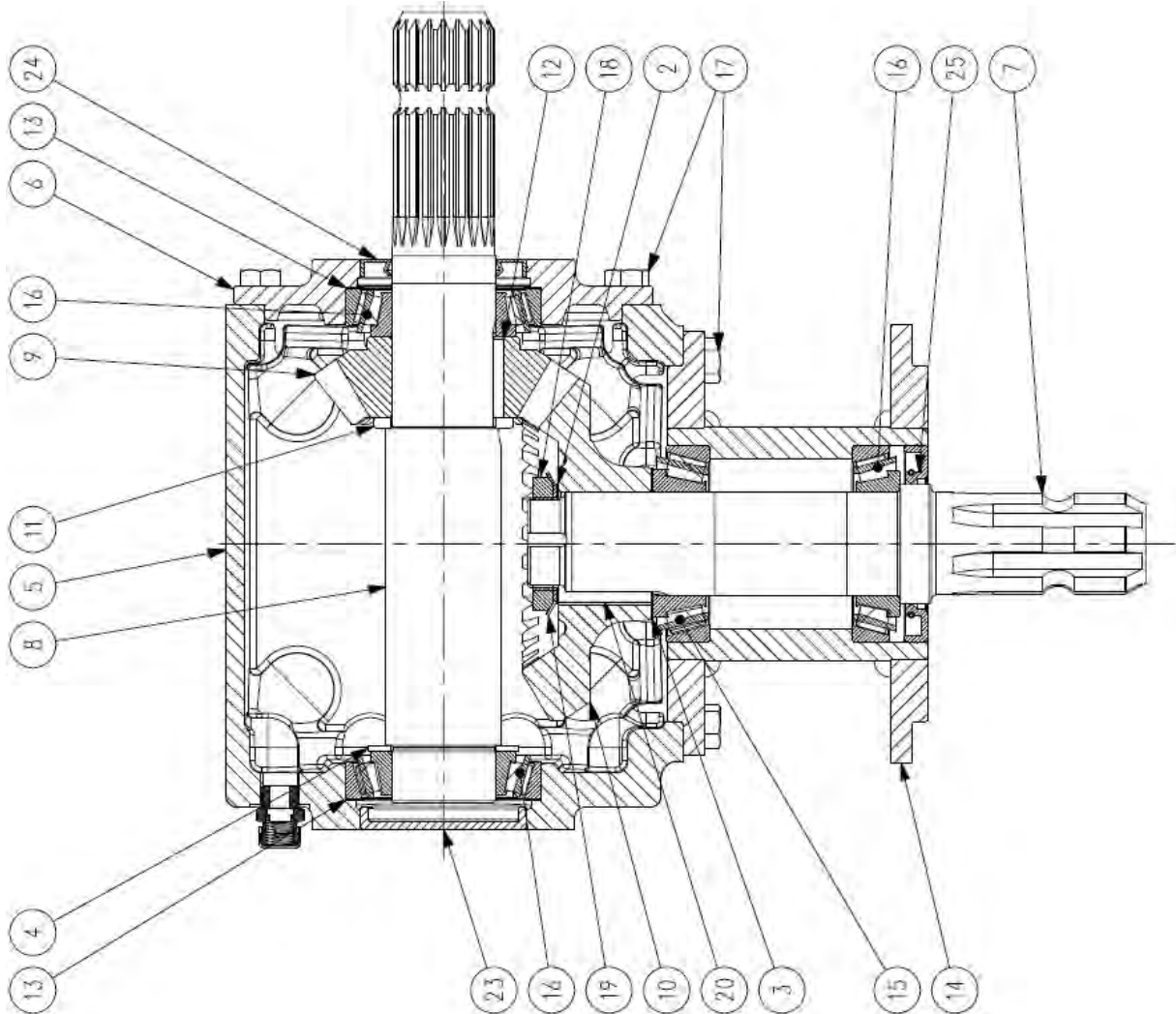
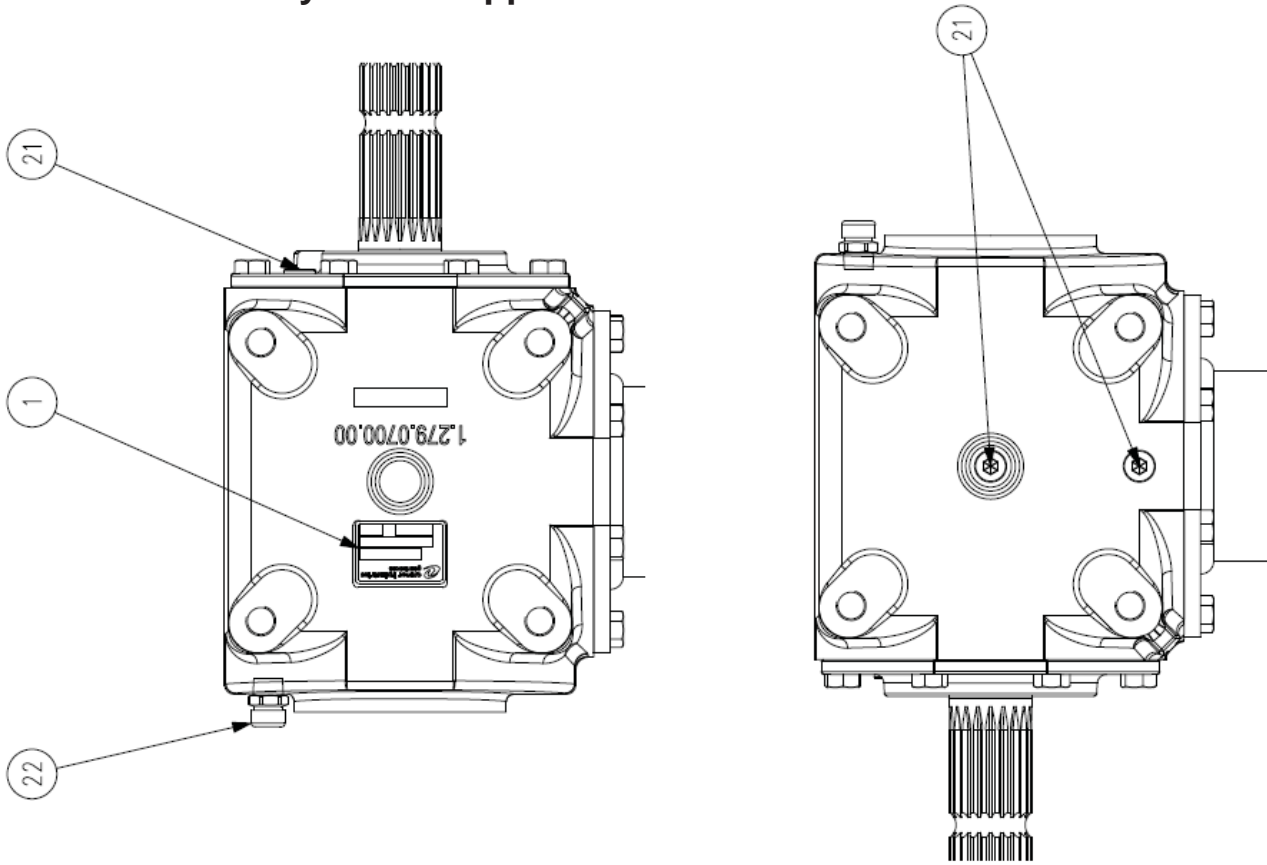


## Poultry Beater Lower Side Gearbox - Current - 45003

ITEM	QTY	PART NUMBER	DESCRIPTION
1	1	0.124.7101.00	Plate "Comer"
2	1	0.244.7510.00	Shim Kit for Gear Box T-278A (40.3 X 51.5)
3	1	0.252.7500.00	Shim Kit 45.3x65.3
4	1	0.252.7525.00	Shim 45.3x65.3x2.5
5	1	0.279.0718.00	Casing (45003)
6	1	0.279.1316.00	Cover (45003)
7	1	0.279.2007.00	Shaft 1" 3/4 Z6
8	1	0.279.3223.00	Shaft 1" 3/4 Z20
9	1	0.279.5001.00	Pinion Z20 M5,7
10	1	0.279.6001.00	Crown Wheel Z27 M5,7
11	2	0.709.7500.00	Shim Kit 70.3x84.7
12	1	2.279.1325.00	Extension
13	1	8.0.9.00125	Tapered Roller Bearing 32209
14	3	8.0.9.00143	Tapered Roller Bearing 30209
15	16	8.1.1.00501	Hex Bolt M10X22-8.8
16	1	8.2.5.00064	Locknut M40x1.5 ZNH9
17	1	8.3.8.00065	Spring Washer 40x62x1,25
18	1	8.4.1.00978	Parallel Key B 14X9X40
19	1	8.4.1.01028	Parallel Key B 14X9X35
20	3	8.6.6.00201	Plug 3/8"Gas
21	1	8.6.7.00161	Filler-Breather Plug 3/8" Gas
22	1	8.7.0.00744	Cap 72x10
23	1	8.7.1.00981	Double Lip Seal 45-72-8 (TC)
24	1	8.7.3.01096	Dust Lip Oil Seal 52X85X10



# Poultry Beater Upper Side Gearbox - Current - 45004

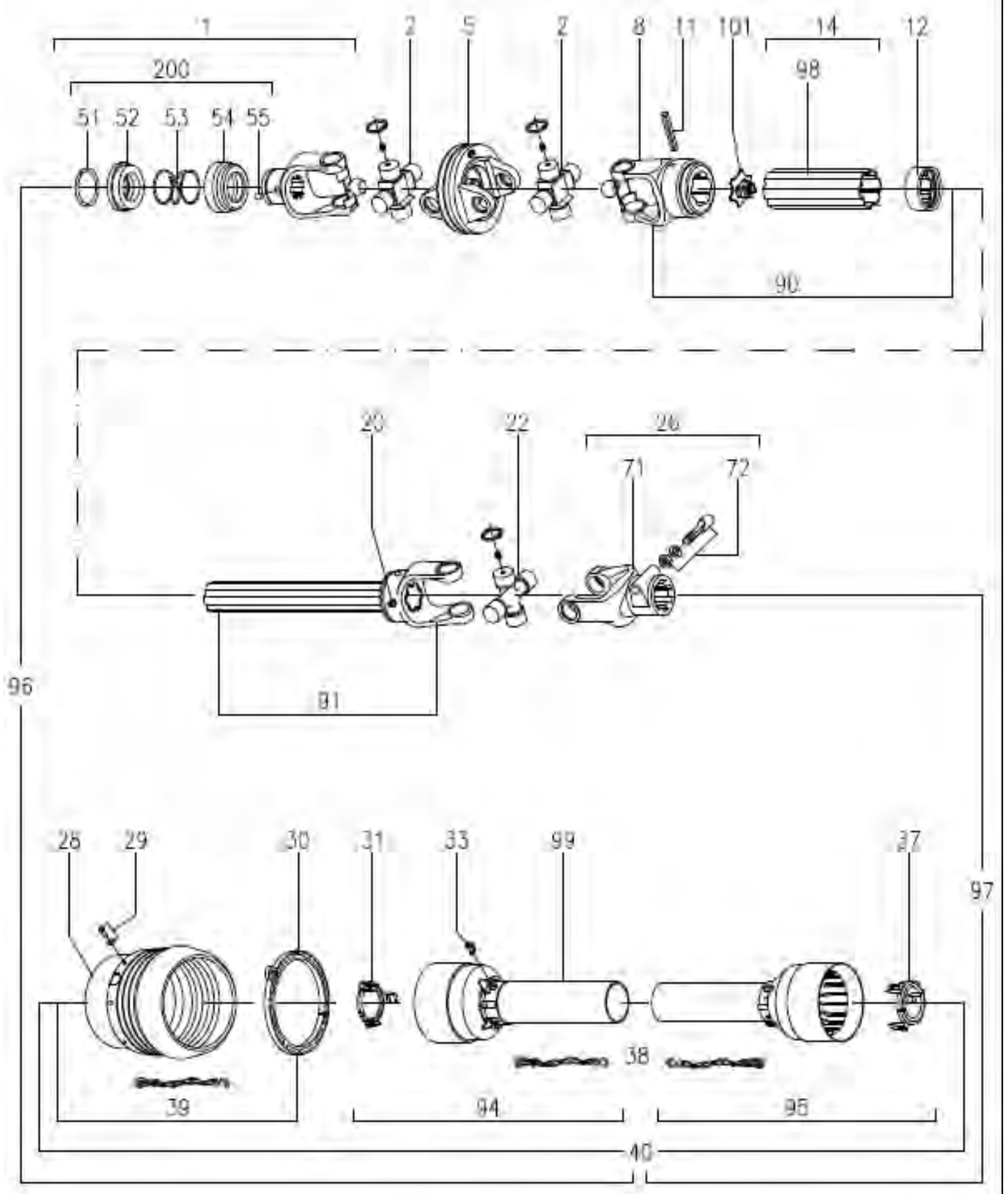


## Poultry Beater Upper Side Gearbox - Current - 45004

ITEM	QTY	PART NUMBER	DESCRIPTION
1	1	0.124.7101.00	Plate "Comer"
2	1	0.244.7510.00	Shim Kit for Gear Box T-278A (40.3 X 51.5)
3	1	0.252.7500.00	Shim Kit 45.3x65.3
4	1	0.252.7525.00	Shim 45.3x65.3x2.5
5	1	0.279.0718.00	Casing (45003)
6	1	0.279.1316.00	Cover (45003)
7	1	0.279.2007.00	Shaft 1" 3/4 Z6
8	1	0.279.3017.00	Shaft 1" 3/8 Z6
9	1	0.279.5003.00	Pinion Z18 M5.7
10	1	0.279.6003.00	Crown Wheel Z27 M5.7
11	1	0.279.7100.00	Spacer 45.3x60x5
12	1	0.279.7121.01	Parallel Key B 14X9X34
13	2	0.709.7500.00	Shim Kit 70.3x84.7
14	1	2.279.1325.00	Extension
15	1	8.0.9.00125	Tapered Roller Bearing 32209
16	3	8.0.9.00143	Tapered Roller Bearing 30209
17	16	8.1.1.00501	Hex Bolt M10X22-8.8
18	1	8.2.5.00064	Locknut M40x1.5 ZNH9
19	1	8.3.8.00065	Spring Washer 40x62x1,25
20	1	8.4.1.00978	Parallel Key B 14X9X40
21	3	8.6.6.00201	Plug 3/8" Gas
22	1	8.6.7.00161	Filler-Breather Plug 3/8" Gas
23	1	8.7.0.00744	Cap 72x10
24	1	8.7.1.00981	Double Lip Seal 45x72x8
25	1	8.7.3.01096	Dust Lip Oil Seal 52X85X10

# Section 5 - PTOs

## 39853 - PTO. 950 (V80-141P028360-028030-CV80-CLS)

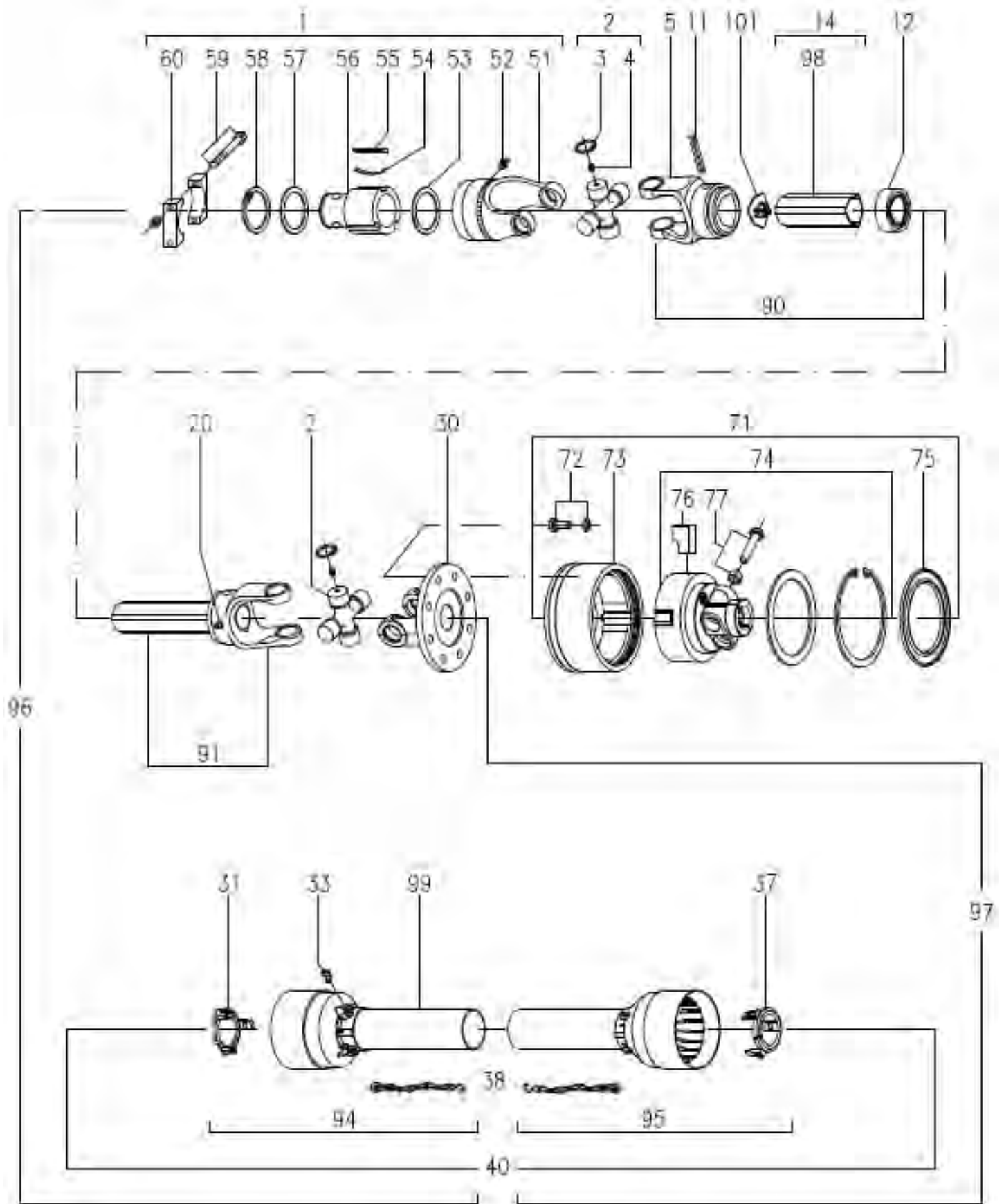


### 39853 - PTO. 950 (V80-141P028360-028030-CV80-CLS)

ITEM	QTY	PART NUMBER	DESCRIPTION
1	1	PTO141.028.360.1	Complete collar yoke C05 for CV-joint
2	2	PTO180.018.580	Cross journal set for CV-joint
5	1	PTO141.028.157.1	Wide angle double yoke
8	1	PTO141.028.248.1	Outer yoke
11	1	PTO190.000.243	Roll pin for outer tube
12	1	PTO180.018.437	Wiper
14	1	PTO152.280.566.0720	Complete outer tube
20	1	PTO180.017.411	Grease nipple for lube
22	1	PTO180.018.641	Cross journal set
26	1	PTO141.028.030.1	Complete yoke 134
28	1	PTO180.018.582	Guard cone for wide angle CV-joint
29	6	PTO165.000.694	Screw kit
30	1	PTO158.018.470	Bearing ring
31	1	PTO180.018.251	Guard retaining collar for outer tube
33	6	PTO180.014.240	Bolt
37	1	PTO180.018.252	Guard retaining collar for inner tube
38	3	PTO180.016.790	Safety chains
39	1	PTO165.000.801	Guard cone set
40	1	PTO142.981.078.2821	Complete guard with instruction manual
51	1	PTO190.000.452	Outer circlip
52	1	PTO151.016.490	Sliding sleeve collar
53	1	PTO180.015.107	Spring
54	1	PTO180.016.489	Fixed sleeve
55	3	PTO190.000.085	Ball 5/8"
71	1	PTO151.018.030.1	Yoke 134
72	1	PTO165.000.576	Tapered pin set 1" 3/4
90	1	PTO122.981.049.1	Female tube with yoke and lube system
91	1	PTO122.580.526.1	Male tube with yoke and lube system
94	1	PTO142.283.260.2821	Half female guarding with label
95	1	PTO142.287.230.2821	Half male guarding
96	1	PTO199811410F05106	Half female shaft with guarding
97	1	PTO123.486.359.01	Half male shaft with guarding
98	1	PTO190.000.216	DANGER Label for outer tube
99	1	PTO190.000.215	DANGER Label for outer guard tube
100	1	PTO190.000.371	Instruction manual
101	1	PTO180.018.393	Plastic cap for outer tube
200	1	PTO165.000.629	Kit collar for yoke 1 3/4"



39854 - PTO. 950 (V80-091P285014-306060-CLS)

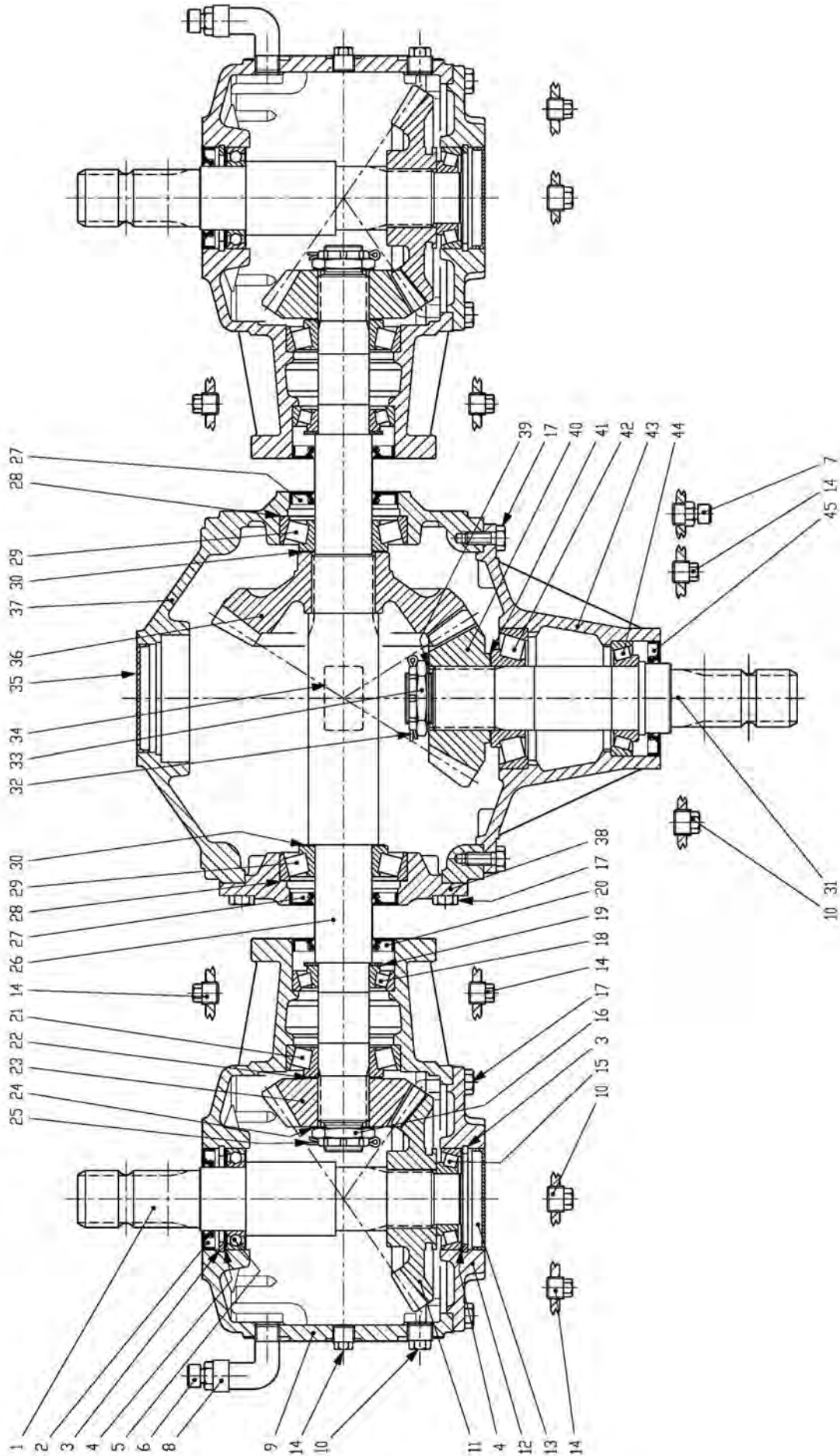


### 39854 - PTO. 950 (V80-091P285014-306060-CLS)

ITEM	QTY	PART NUMBER	DESCRIPTION
1	1	145.285.014.1	Complete overrunning clutch R14 (3800Nm)
2	2	180.018.574	Cross journal set
5	1	151.018.133.1	Outer yoke
11	1	190.000.243	Roll pin for outer tube
12	1	180.018.446	Wiper
14	1	152.198.182.0720	Complete outer tube
20	1	180.017.411	Grease nipple for lube
30	1	151.018.417.1	Flange FGL
31	1	180.018.251	Guard retaining collar for outer tube
33	6	180.014.240	Bolt
37	1	180.018.252	Guard retaining collar for inner tube
38	2	180.016.790	Safety chains
40	1	142.286.262.7821	Complete guard with instruction manual
51	1	141.028.210.1	Outer casting with yoke
52	1	190.000.020	Grease nipple M8x1
53	1	190.000.199	Retaining washer
54	3	180.014.137	Leaf spring
55	3	151.014.136	Ratchet
56	1	151.014.200	Hub R14 (1 3/4" Z6)
57	1	180.014.135	Retaining washer
58	1	190.000.183	Inner circlip
59	2	165.000.622	Bolt M14x1.5x100 & nut
60	2	151.014.201	Bridge
71	1	144.306.028.1	Automatic torque limiter ( 1 3/ 4" Z6 )
72	8	165.000.708	Special screw M 12x1 .25x25 with washers type "SCHNOOR"
73	1	141.028.411.1	Outer casing
74	1	165.000.720	Complete hub ( 3500Nm without springs )
75	1	180.018.400	Grease retainer
76	4	151.018.390	Ratchet
77	2	165.000.752	Bolts M12x1 .25x60 & nuts
90	1	122.380.067.1	Female tube with yoke and lube system
91	1	122.380.547.1	Male tube with yoke and lube system
94	1	142.283.261.7821	Half female guarding with label
95	1	142.287.180.7821	Half male guarding
96	1	123.380.443.11	Half female shaft with guarding
97	1	123.480.693.11	Half male shaft with guarding
98	1	190.000.216	DANGER Label for outer tube
99	1	190.000.215	DANGER Label for outer guard tube
100	1	190.000.371	Instruction manual
101	1	180.018.341	Plastic cap for outer tube

# Section 6: Gearboxes

## 30846 - Beater Gearbox - Up to SN 24NS501

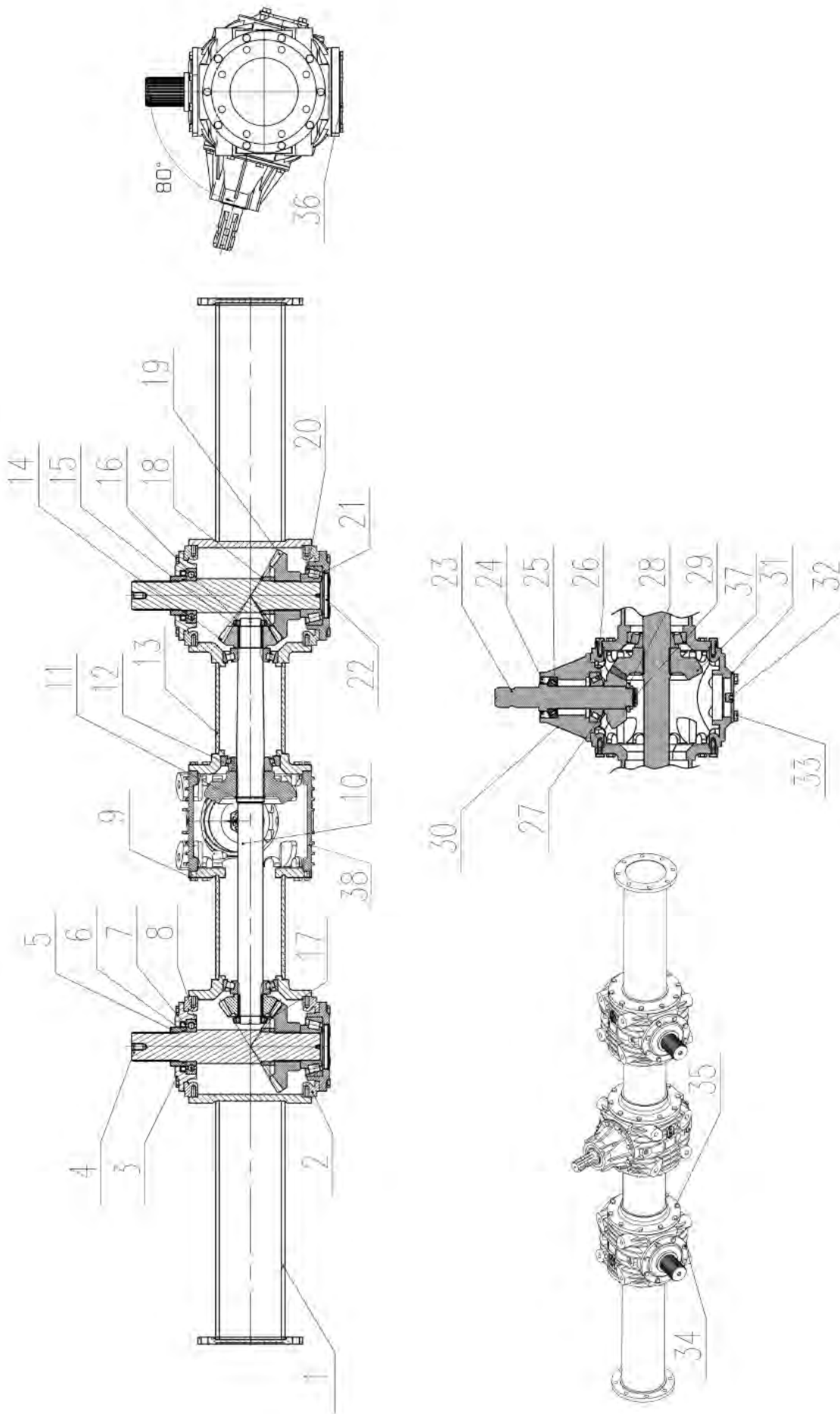


### 30846 - Beater Gearbox - Up to SN 24NS501

ITEM	QTY	PART NUMBER	DESCRIPTION
1	2	0.290.3055.00	Shaft 1" 3/8 Z6
2	2	8.7.1.01929	Oil Seal Baud SL 50X80X10
3	4	8.5.2.01370	Snap Ring 80 UNI7438
4	4	0.267.7500.00	Shim 69.0x79.9
5	2	8.0.1.01344	Bearing 6010 2RS
6	2	8.6.7.01833	Oil Filler Plug 1/2" Gas
7	1	8.6.7.00161	Filler Breather Plug 3/8" Gas
8	2	8.6.0.01245	Elbow 90 Degree 1/2" Gas
9	2	0.290.0507.00	Casing
10	6	8.6.5.00203	Plug with Ex. Hex 1/2" Gas
11	2	0.272.5001.00	Crown Wheel Z28 M6.22
12	2	0.290.1367.00	Cover
13	2	8.7.0.00790	Gear Box Cap 80X10
14	9	8.6.5.00006	Plug Hexagon 3/8" Gas
15	2	8.0.9.01060	Bearing 30208
16	2	0.132.7106.00	Nut M30 X 1.5
17	34	8.1.1.00061	Bolt M10X25-8,8
18	2	8.0.9.00024	Bearing 30208
19	2	0.285.7525.00	Shim 61.7 X 2.5
20	2	8.7.1.00999	Double Lip Seal 45X80X10
21	2	8.0.9.00128	Taper Roller Bearing 30308
22	2	0.244.7500.00	Shim Kit 40.3 X 51.5
23	2	0.272.6001.00	Pinion Z19 M6.22
24	2	0.441.7510.00	Shim
25	2	8.4.7.01111	Cotter Pin B4X55
26	1	0.301.3017.00	Shaft 1" 3/4 Z6
27	2	8.7.1.02348	Oil Seal 45X85X10
28	1	0.703.7500.00	Shim 99.7
29	2	8.0.9.00107	Bearing 30309
30	2	0.252.7500.00	Shim 45.3 X 65.3
31	1	0.301.2000.00	Shaft 1" 3/4 Z6
32	1	8.4.7.01112	Cotter Pin B4X60
33	1	0.132.7107.00	Castle Nut M40 X 1.5
34	1	0.124.7101.00	Plate
35	1	0.121.7101.00	Cap 85 X 10
36	1	0.301.6002.00	Crown Wheel Z27 M7.5
37	1	0.301.0300.00	Casing
38	1	0.301.1302.00	Cover
39	1	0.244.7510.00	Shim 40.3 X 1.0
40	1	0.301.5002.00	Pinion Z17M7.5
41	1	0.712.7500.00	Shim 70.3
42	1	8.0.9.00268	Bearing 30310
43	1	0.301.1300.00	Extension
44	1	8.0.9.00469	Bearing 30210
45	1	8.7.1.01099	Double Lip Seal 55X90X10



# 49604 - Beater Gearbox - SN 24NS502 to Current

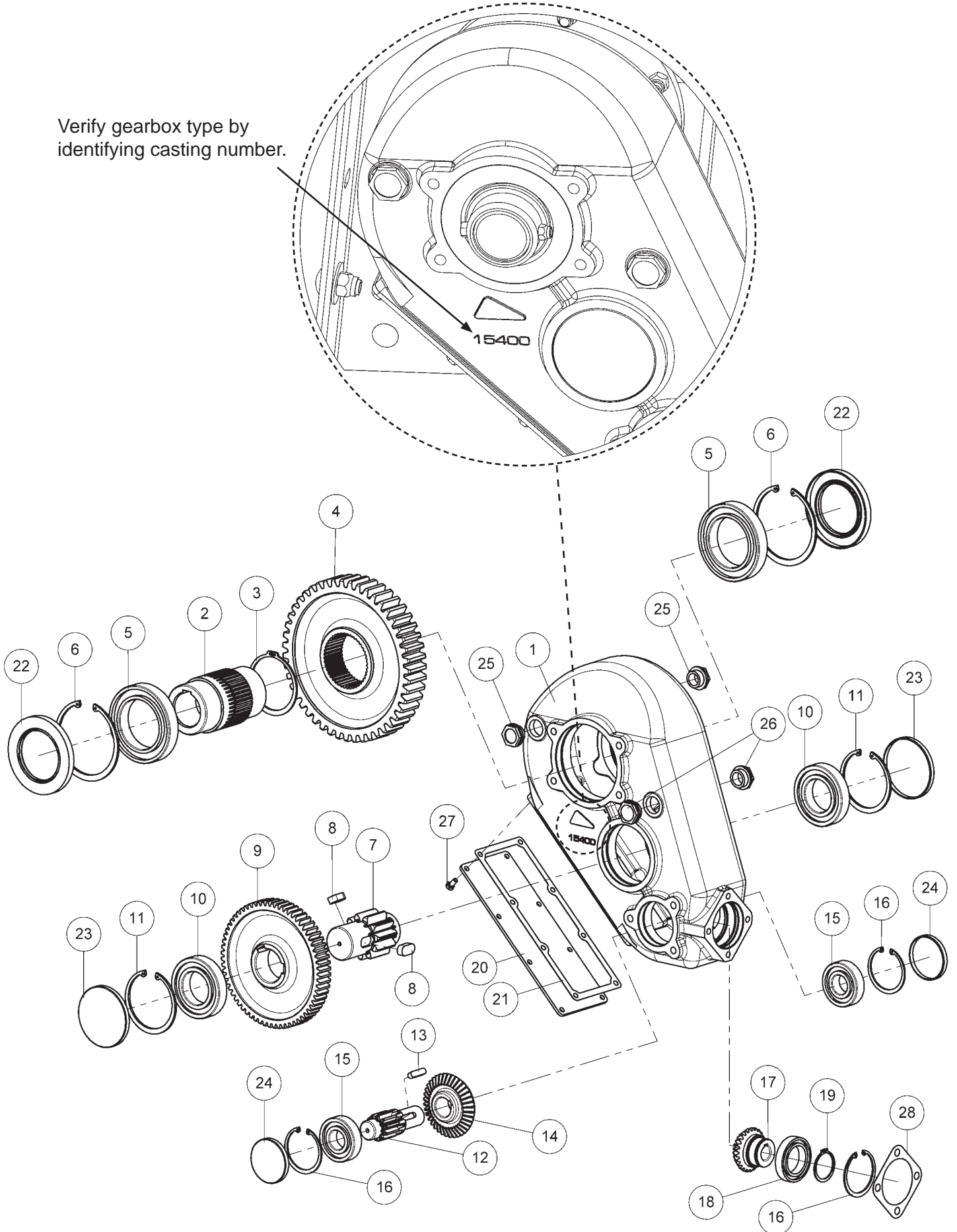


## 49604 - Beater Gearbox - SN 24NS502 to Current

ITEM	QTY	PART NUMBER	DESCRIPTION
1	2		Supporting Tube
2	2		Side Housing
3	2		Support Bearing
4	2		Output Spline Shaft
5	2		Bushing
6	2		O-ring 70x3.5
7	2		Seal 85x110x13
8	2		Bearing 6213-2RS
9	1		Left Support Tube
10	1		Shaft
11	1		Shaft Circlip 60mm
12	1		Bearing 31312
13	1		Right Support Tube
14	3		Left Gear M8 Z16
15	2		Tooth Lockwasher 45
16	1		Slotted Round Nut M45x1.5 Left
17	1		Slotted Round Nut M45x1.5
18	2		Bushing M45x1.5
19	2		Right Gear M8-Z25-1
20	2		Bearing 32312
21	2		Support Bearing
22	2		Seal 100x10
23	1		Input Shaft
24	1		Seal 60x90x10
25	1		Bearing 30210
26	1		Bearing 30310
27	1		Washer 50x8x2
28	1		Pin 50x8x2
29	1		Nut M40x1.5
30	1		Bushing
31	1		Cover
32	10		Oil Plug NPT 1/2
33	4		Hex Bolt M12x20
34	24		Hex Bolt M10x25
35	60		Hex Bolt M10x30
36	16		Hex Bolt M10x30
37	1		Right Gear M8-Z25-2
38	1		Middle Housing

# 30843 - RT650 Apron Chain Gearbox

Verify gearbox type by identifying casting number.



## 30843 - RT650 Apron Chain Gearbox

ITEM	QTY	PART NUMBER	DESCRIPTION
1	1	30843-15400	Box
2	1	30843-15409	Hub
3	1	30843-07587	Circlip
4	1	30843-15402	Gear
5	2	30843-09526	Ball Bearing
6	2	30843-07479	Circlip
7	1	30843-15403	Gear
8	2	30843-15411	Key
9	1	30843-15404	Gear
10	2	30843-07748	Ball Bearing
11	2	30843-07482	Circlip
12	1	30843-15405	Gear
13	1	30843-03404	Key
14	1	30843-09462	Gear
15	2	30843-03339	Ball Bearing
16	3	30843-03435	Circlip
17	1	30843-09461	Gear
18	1	30843-01538	Ball Bearing
19	1	30843-03428	Circlip
20	1	30843-15406	Cover
21	1	30843-15407	Gasket
22	2	30843-09527	Seal
23	2	30843-09529	Plug
24	2	30843-08243	Seal
25	2	30843-09175	Plug
26	2	30842-01831	Plug
27	8	30843-03284	Bolt
28	1	30843-09915	Gasket















## 49996 - CNM650 Apron Chain Gearbox

ITEM	QTY	PART NUMBER	DESCRIPTION	NOTE
1	1	49996-01	Housing CNM650	
2	2	49996-02	Bearing 6307	
3	2	49996-03	Circlips For 80Dia	
4	2	49996-04	Seal Cover 80 10	
5	1	49996-05	Gear M3.5-11	
6	2	49996-06	Seal Cover 110 10	
7	2	49996-07	Bearing 6212	
8	1	49996-08	Gear Shaft M6-11	
9	2	49996-09	Circlips For 110dia	
10	2	49996-10	Bearing 6018	
11	1	49996-11	Exit Shaft 60dia	
12	2	49996-12	Seal 140 90 12	
13	2	49996-13	Circlips For 140dia	
14	1	49996-14	Gear M6-47 (Inc 14-15)	Items 14,15
15	2	49996-15	Key 18x11x35	
16	1	49996-16	Gear M3.5-64	
17	8	49996-17	Hex Bolt M8x20	
18	8	49996-18	Gasket GB/T 95 8	
19	1	49996-19	Cover CNM650	
20	1	49996-20	Gasket CNM650	
21	2	49996-21	Oil Level G1	
22	2	49996-22	Oil Plug G1	
23	4	49996-23	Gasket G1	
24	1	49996-24	Key 10x8x40	
25	1	49996-25	Bearing 6010	
26	1	49996-26	Circlips For 50dia	
27	1	49996-27	Bevel Gear M3-25 32Dia	
28	1	49996-28	Circlips For 80dia	
29	1	49996-29	Circlips For Shafts 100dia	
30	1	49996-30	Bevel Gear M3-38	Items 24-30
31	1	49996-31	Shim Kit 60.2x72x0.2/.01	
32	1	49996-32	Shim Kit 35.2x44x0.2/.01	
33	2	49996-33	Shim Kit 90.2x100x0.2/.01	
34	1	49996-34	Shim Kit 79.8x70x0.2	
35	1	49996-35	Shim Kit 79.8x70x0.2	
		49996-RK	CNM650 Repair Kit	
		49996-SK	CNM650 Seal Kit	

# Torque Values - Imperial

SAE Grade and Head Markings	1 or 2 <sup>b</sup>	5	5.1	5.2	8	8.2
	NO MARK					
SAE Grade and Nut Markings	2	5		8		
	NO MARK					

Size	Grade 1				Grade 2 <sup>b</sup>				Grade 5, 5.1, or 5.2				Grade 8 or 8.2			
	Lubricated <sup>a</sup>		Dry <sup>a</sup>		Lubricated <sup>a</sup>		Dry <sup>a</sup>		Lubricated <sup>a</sup>		Dry <sup>a</sup>		Lubricated <sup>a</sup>		Dry <sup>a</sup>	
	N-m	lb-ft	N-m	lb-ft	N-m	lb-ft	N-m	lb-ft	N-m	lb-ft	N-m	lb-ft	N-m	lb-ft	N-m	lb-ft
1/4	3.7	2.8	4.7	3.5	6	4.5	7.5	5.5	9.5	7	12	9	13.5	10	17	12.5
5/16	7.7	5.5	10	7	12	9	15	11	20	15	25	18	28	21	35	26
3/8	14	10	17	13	22	16	27	20	35	26	44	33	50	36	63	46
7/16	22	16	28	20	35	26	44	32	55	41	70	52	80	58	100	75
1/2	33	25	42	31	53	39	67	50	85	63	110	80	120	90	150	115
9/16	48	36	60	45	75	56	95	70	125	90	155	115	175	130	225	160
5/8	67	50	85	62	105	78	135	100	170	125	215	160	240	175	300	225
3/4	120	87	150	110	190	140	240	175	300	225	375	280	425	310	550	400
7/8	190	140	240	175	190	140	240	175	490	360	625	450	700	500	875	650
1	290	210	360	270	290	210	360	270	725	540	925	675	1050	750	1300	975
1-1/8	400	300	510	375	400	300	510	375	900	675	1150	850	1450	1075	1850	1350
1-1/4	570	425	725	530	570	425	725	530	1300	950	1650	1200	2050	1500	2600	1950
1-3/8	750	550	950	700	750	550	950	700	1700	1250	2150	1550	2700	2000	3400	2550
1-1/2	1000	725	1250	925	990	725	1250	930	2250	1650	2850	2100	3600	2650	4550	3350

DO NOT use these values if a different torque value or tightening procedure is given for a specific application. Torque values listed are for general use only. Check tightness of fasteners periodically.

Shear bolts are designed to fail under predetermined loads. Always replace shear bolts with identical grade.

Fasteners should be replaced with the same or higher grade. If higher grade fasteners are used, these should only be tightened to the strength of the original.

Make sure fasteners threads are clean and that you properly start thread engagement. This will prevent

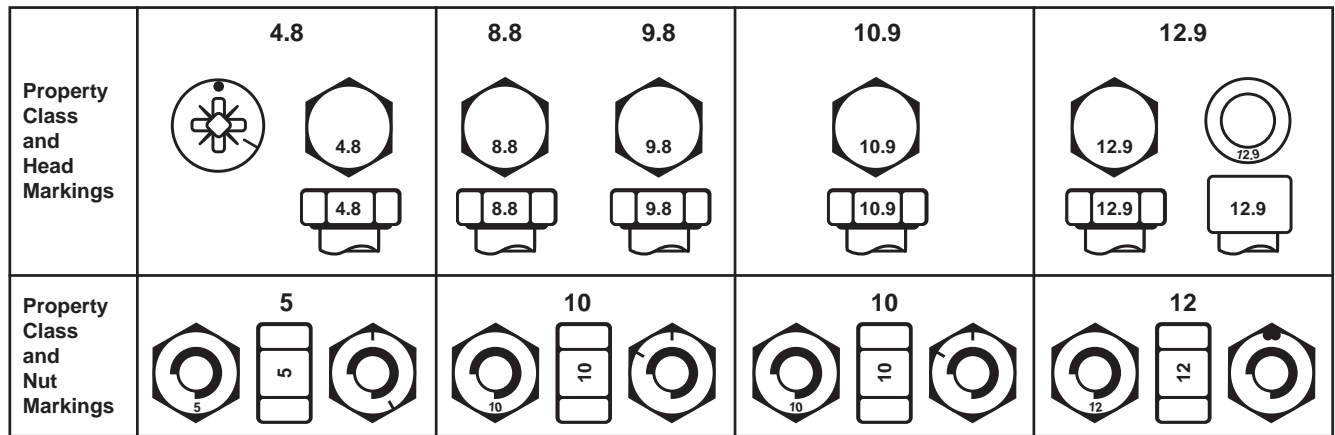
them from failing when tightening.

Tighten plastic insert or crimped steel-type lock nuts to approximately 50 percent of the dry torque shown in the chart, applied to the nut, not to the bolt head. Tighten toothed or serrated-type lock nuts to the full torque value.

<sup>a</sup> "Lubricated" means coated with a lubricant such as engine oil, or fasteners with phosphate and oil coatings. "Dry" means plain or zinc plated without any lubrication.

<sup>b</sup> Grade 2 applies for hex cap screws (not hex bolts) up to 152 mm (6-in.) long. Grade 1 applies for hex cap screws over 152 mm (6-in.) long, and for all other types of bolts and screws of any length.

# Torque Values - Metric



Size	Class 4.8				Class 8.8 or 9.8				Class 10.9				Class 12.9			
	Lubricated <sup>a</sup>		Dry <sup>a</sup>		Lubricated <sup>a</sup>		Dry <sup>a</sup>		Lubricated <sup>a</sup>		Dry <sup>a</sup>		Lubricated <sup>a</sup>		Dry <sup>a</sup>	
	N-m	lb-ft	N-m	lb-ft	N-m	lb-ft	N-m	lb-ft	N-m	lb-ft	N-m	lb-ft	N-m	lb-ft	N-m	lb-ft
M6	4.8	3.5	6	4.5	9	6.5	11	8.5	13	9.5	17	12	15	11.5	19	14.5
M8	12	8.5	15	11	22	16	28	20	32	24	40	30	37	28	47	35
M10	23	17	29	21	43	32	55	40	63	47	80	60	75	55	95	70
M12	40	29	50	37	75	55	95	70	110	80	140	105	130	95	165	120
M14	63	47	80	60	120	88	150	110	175	130	225	165	205	150	260	190
M16	100	73	125	92	190	140	240	175	275	200	350	255	320	240	400	300
M18	135	100	175	125	260	195	330	250	375	275	475	350	440	325	560	410
M20	190	140	240	180	375	275	475	350	530	400	675	500	625	460	800	580
M22	260	190	330	250	510	375	650	475	725	540	925	675	850	625	1075	800
M24	330	250	425	310	650	475	825	600	925	675	1150	850	1075	800	1350	1000
M27	490	360	625	450	950	700	1200	875	1350	1000	1700	1250	1600	1150	2000	1500
M30	675	490	850	625	1300	950	1650	1200	1850	1350	2300	1700	2150	1600	2700	2000
M33	900	675	1150	850	1750	1300	2200	1650	2500	1850	3150	2350	2900	2150	3700	2750
M36	1150	850	1450	1075	2250	1650	2850	2100	3200	2350	4050	3000	3750	2750	4750	3500

DO NOT use these values if a different torque value or tightening procedure is given for a specific application. Torque values listed are for general use only. Check tightness of fasteners periodically.

Shear bolts are designed to fail under predetermined loads. Always replace shear bolts with identical property class.

Fasteners should be replaced with the same or higher property class. If higher property class fasteners are used, these should only be tightened to the strength of the original.

Make sure fasteners threads are clean and that you

properly start thread engagement. This will prevent them from failing when tightening.

Tighten plastic insert or crimped steel-type lock nuts to approximately 50 percent of the dry torque shown in the chart, applied to the nut, not to the bolt head. Tighten toothed or serrated-type lock nuts to the full torque value.

a "Lubricated" means coated with a lubricant such as engine oil, or fasteners with phosphate and oil coatings. "Dry" means plain or zinc plated without any lubrication.



# Index

30843 - RT650 Apron Chain Gearbox . . . . .	.6-5
30846 - Beater Gearbox - Up to SN 24NS501 . . . . .	.6-1
39853 - PTO. 950 (V80-141P028360-028030-CV80-CLS) . . . . .	.5-1
39854 - PTO. 950 (V80-091P285014-306060-CLS) . . . . .	.5-3
49604 - Beater Gearbox - SN 24NS502 to Current . . . . .	.6-3
49863 - Beaters - SN 24NS502 to Current . . . . .	2-14
49996 - CNM650 Apron Chain Gearbox . . . . .	.6-7
Apron Runners . . . . .	2-38
Beaters - 700-616 - Up to SN 24NS501 . . . . .	2-10
Driveline . . . . .	2-28
Electric Flow Control Wiring . . . . .	3-15
Endgate Indicator Kit - 48215 . . . . .	3-18
Flange Paddle Kit - 41503 . . . . .	.3-7
Flow Control Hydraulic Layout - Electric (Current). . . . .	3-14
Flow Control Hydraulic Layout - Electric (Original) . . . . .	3-13
Flow Control Hydraulic Layout - Manual . . . . .	3-12
Flow Control Mounting . . . . .	3-11
Front Apron Drive. . . . .	2-16
Front Components . . . . .	.2-4
Grease Lines . . . . .	2-36
Hitch Options . . . . .	.3-2
Hydraulics - Endgate Cylinders . . . . .	2-30
Hydraulics - Gearbox Motors . . . . .	2-32
Hydraulics - Tongue Cylinders . . . . .	2-34
ISO Safety Decal Locations . . . . .	.1-2
ISO Safety Decals . . . . .	.1-3
Light Kit Wiring . . . . .	.3-6
Lower Beater Assembly - Up to SN 24NS501 . . . . .	2-12
Manuals . . . . .	. I
Mechanical Light Kit - 43675 . . . . .	.3-4
Model Decal Locations . . . . .	.1-1
N750LC (GT400) / N750LCNT460 Scales . . . . .	.3-8
N750LCNT560 Scales . . . . .	.3-9
N750LCNT8000 Scales . . . . .	3-10
Nitro Apron Chain Warranty . . . . .	. I
Optional Kit Numbers . . . . .	.3-1
Parts Manual . . . . .	. I
Poultry Beater (Current) - Beaters . . . . .	4-11
Poultry Beater (Current)- Drivelines . . . . .	4-19
Poultry Beater (Current)- Endgate . . . . .	4-13
Poultry Beater (Current)- Frame . . . . .	4-15
Poultry Beater (Current)- Spinners . . . . .	4-17
Poultry Beater - Light Kit Extension Option - 45037 . . . . .	4-21
Poultry Beater Long Driveline - 43977 . . . . .	4-24

Poultry Beater Lower Gearbox - Current - 45002 . . . . .	4-29
Poultry Beater Lower Gearbox - Original - 37828 . . . . .	4-27
Poultry Beater Lower Side Gearbox - Current - 45003 . . . . .	4-31
Poultry Beater (Original) - Beaters . . . . .	.4-1
Poultry Beater (Original) - Drivelines . . . . .	.4-7
Poultry Beater (Original) - Endgate . . . . .	.4-3
Poultry Beater (Original) - Frame . . . . .	.4-5
Poultry Beater (Original)- Spinners . . . . .	.4-9
Poultry Beater Short Driveline - 43976 . . . . .	4-23
Poultry Beater Side Gearbox - Original - 37827 . . . . .	4-25
Poultry Beater Upper Side Gearbox - Current - 45004 . . . . .	4-33
Rear Apron Drive . . . . .	2-17
Rear Components . . . . .	.2-8
Safety Sign Locations . . . . .	.1-1
Scrapers . . . . .	.2-6
Section 1 - Safety Signs. . . . .	.1-1
Section 2 - Parts Breakdowns & Lists . . . . .	.2-1
Section 3 - Options . . . . .	.3-1
Section 4: Poultry Beater . . . . .	.4-1
Section 5 - PTOs . . . . .	.5-1
Section 6: Gearboxes . . . . .	.6-1
Serial Number. . . . .	. 1
Side - Floor Boards . . . . .	2-40
Silage Side Extensions - TLVSSE1050 . . . . .	3-16
Tongue . . . . .	.2-2
Torque Values - Imperial . . . . .	.6-1
Torque Values - Metric . . . . .	.7-1
Tri-Axle - Brake Option . . . . .	2-26
Tri-Axle - Frame . . . . .	2-18
Tri-Axle - Hubs & Tires . . . . .	2-22
Tri-Axle - Hydraulics . . . . .	2-24
Tri-Axle - Steering . . . . .	2-20
Warranty and Limitation of Liability . . . . .	. 1



Scan with smartphone to  
download latest manual.

**TUBE•LINE™**