

TUBE•LINE™

Tubeline Manufacturing Limited
6455 Reid Woods Drive RR #4
Elmira, Ontario, Canada N3B 2Z3

Email: sales@tubeline.ca

Fax: 519.669.5808

Tel: 519.669.9488

Toll-free (North America): 1.888.856.6613

www.tubeline.ca

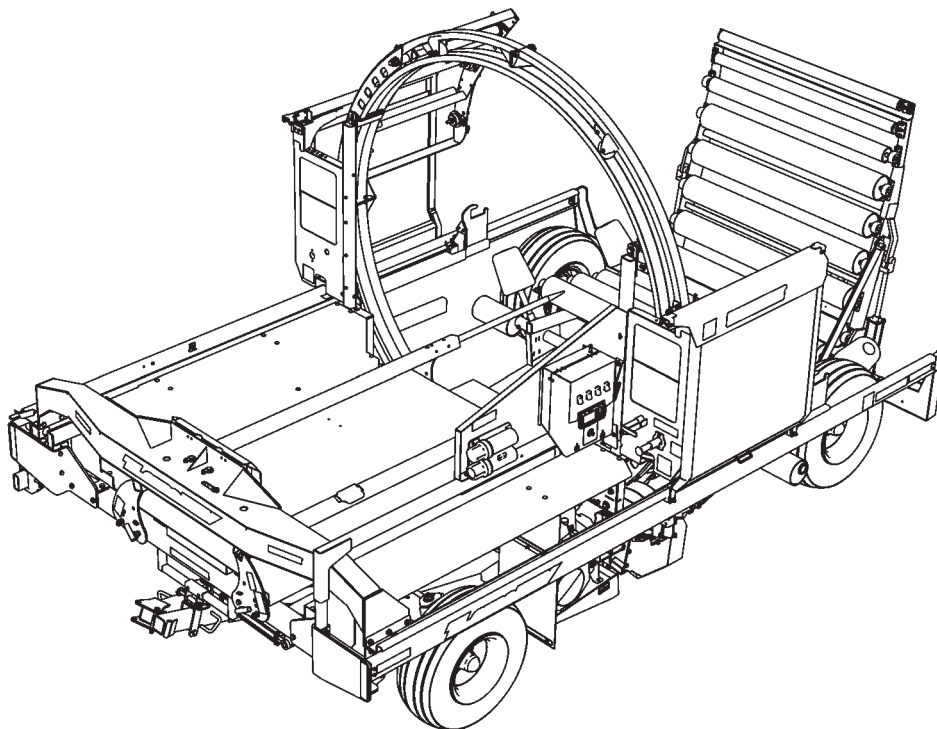
Parts Manual

Keep this manual with the machine at all times.

TL6500ECV

Balewrapper

TL6500ECV



Parts Manual

Thank you for choosing the Tubeline TL6500ECV Balewrapper. We know it will give you many years of productive service. This machine is designed to wrap bales in a continual line with plastic film.

Parts Manual Usage

This parts manual is used to order replacement parts by means of part breakdowns and their corresponding part lists. Each page contains a different range of integrated parts. Each illustration visually represents machine components. The part lists contain information needed to order replacement parts. Part lists include the following columns:

ITEM - Number matching parts breakdown balloons.

QTY - Quantity of components included in this breakdown, not entire machine.

PART NUMBER - The number to be used when placing an order.

DESCRIPTION - Term used to confirm its matching part number.

NOTE - Column may be added to part lists when a serial break or additional information is required.

Remember to always have your machine model and serial number on hand when ordering parts.

Part Orders

Part orders are taken by your local Tubeline dealer and fulfilled through a regional distributor. For quick service please record your dealer name and contact information in the *Serial Number* section.

Manuals

Parts manuals are printed and shipped with machines as they leave the manufacturer. Your machine may include parts or features not yet included in the initially shipped manual. The latest manual version can be found at www.tubeline.ca/support. Tubeline reserves the right to update and change manuals as seen fit. Dealers are informed of any pressing changes/ modifications. They can help you with any questions regarding replacement parts.

Serial Number

The implement serial number is located on the front right corner of the frame. (*See below*) This number helps us to track changes and improvements and must be mentioned when ordering parts or requesting service. For your convenience, a space has been provided inside the front cover of this manual to record the serial number, model number, purchase date, and dealer name.

Model No: _____ TL6500ECV _____

Serial No: _____


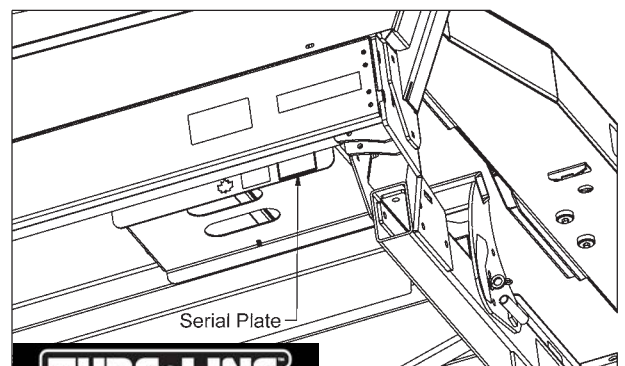
Date Purchased: _____

Dealer Name: _____

Dealer Contact: _____

Engine Model No: _____

Engine Serial No: _____





Inline Wrapper 3 Year Limited Warranty Statement *(Excludes Individual Wrapper)*

All Equipment is sold subject to mutual agreement that it is warranted by Tube-Line Manufacturing Ltd (hereinafter the company) to be free from defects in material and workmanship. The company's liability shall be limited exclusively to the original owner to replace or repair without charge, at its factory or elsewhere, at its discretion, any defects in material or workmanship which become apparent in the first year from the date on which the equipment was purchased. In the second and third year the company will supply at no charge replacement of defective parts only. Installation and freight will be at the expense of the owner.

Components supplied by third parties and not manufactured by the company will carry such warranty as extended by such parties, such as but not limited to, tires, batteries, electrical components, hydraulics and engines.

The buyer by the acceptance of the equipment will assume all liability for any damages which may result from accident, abuse or misuse by his employees or others. Any equipment that has been altered or modified without prior written authorization by the company will render the warranty null and void.

No employee or representative of the company is authorized to make changes to this warranty or grant additional warranty terms unless authorized in writing by management of the company.

The company shall not be liable for special, indirect or consequential damages of any kind including but not limited to, loss of revenue, rental replacement costs or other losses.

Normal wear and tear from normal use of the equipment is not warranted. The end user is expected to maintain and service the equipment in accordance with accepted practices. Failure to do so will void the terms of this warranty.

Warranty coverage is null and void unless Warranty Registration form has been completely filled in and is on file at Tube-Line Manufacturing Ltd.

NOTE: Newest manual version can be found at www.tubeline.ca/support

Table of Contents

Parts Manual	I
Parts Manual Usage	I
Part Orders	I
Manuals	I
Serial Number	I
Inline Wrapper 3 Year Limited Warranty Statement (<i>Excludes Individual Wrapper</i>)	II
Section 1: Basic Parts	1-1
Hoop	1-2
Main Plastic Film Carrier	1-4
TLFS - Film Snap	1-6
Hoop Drive	1-8
Right Safety Guard	1-10
Left Safety Guard	1-12
Left Hoop Brace	1-14
Fenders	1-16
Cylinder Supports	1-18
Front Corners	1-20
36048 - Complete Ram	1-22
Bale Saddles	1-24
Side Rails	1-26
Rear Axles & Light Brackets	1-28
Roller Bed & Brake	1-30
Tail	1-32
Steering	1-34
Section 2: Engine	2-1
Engine - 20hp Honda	2-1
20hp Throttle Linkage	2-3
Section 3: Hydraulics	3-1
Hydraulic Oil Tank	3-2
Hydraulic Manifold Mount	3-3
Hydraulic Manifold Valves	3-4
Front Circuits	3-6
Rear Circuits	3-8
Section 4: Electrical	4-1
Control Panel	4-1
Main Electrical Harness	4-3
Battery	4-5
Ram Speed Sensor	4-7
Section 5: Options	5-1
TLHPDD6500ECV - Power Drive Brackets	5-2
TLHPDD6500ECV - Power Drive Hoses	5-4
TLGR - Guide Rollers	5-6
TLNWLKLED-ECV - LED Night Light Kit	5-7
TLNWLK-ECV - Halogen Night Light Kit	5-8
TLRSSKX2HDECV - Remote Control Kit	5-9
TLGSECV - Laser Guidance System	5-10
TLPSSK-ECV - Plastic Sensor Shutdown Kit	5-12
Twin Wrap Carrier	5-14
TLPSSKWEVCV - Plastic Sensor Shutdown Kit	5-16

Section 6: Decals **6-1**

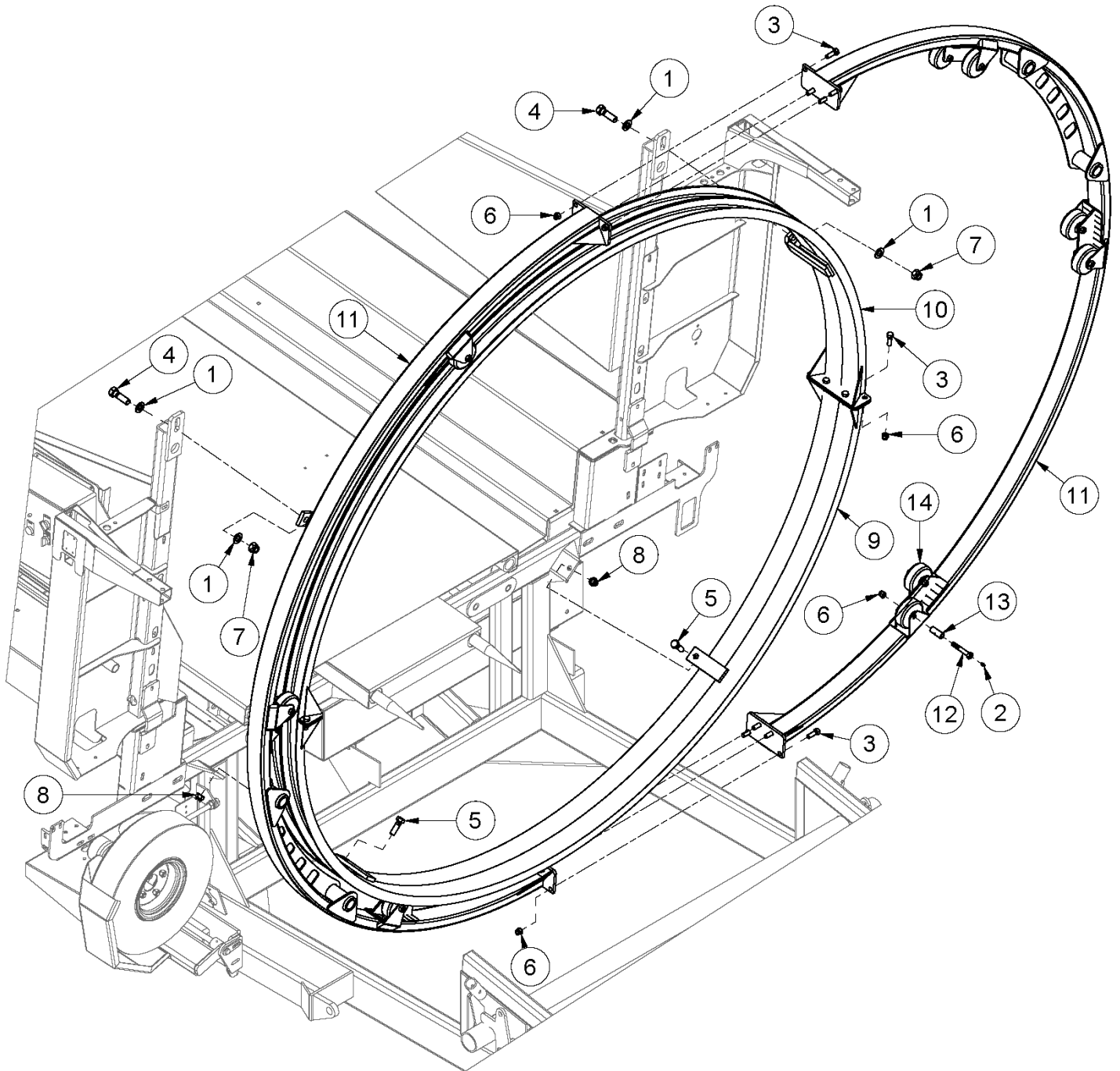
- Safety Decals6-2
- Model Decals6-4
- Clearance Markers6-5

Torque Values - Imperial **7-1**

Torque Values - Metric **8-1**

Section 1: Basic Parts

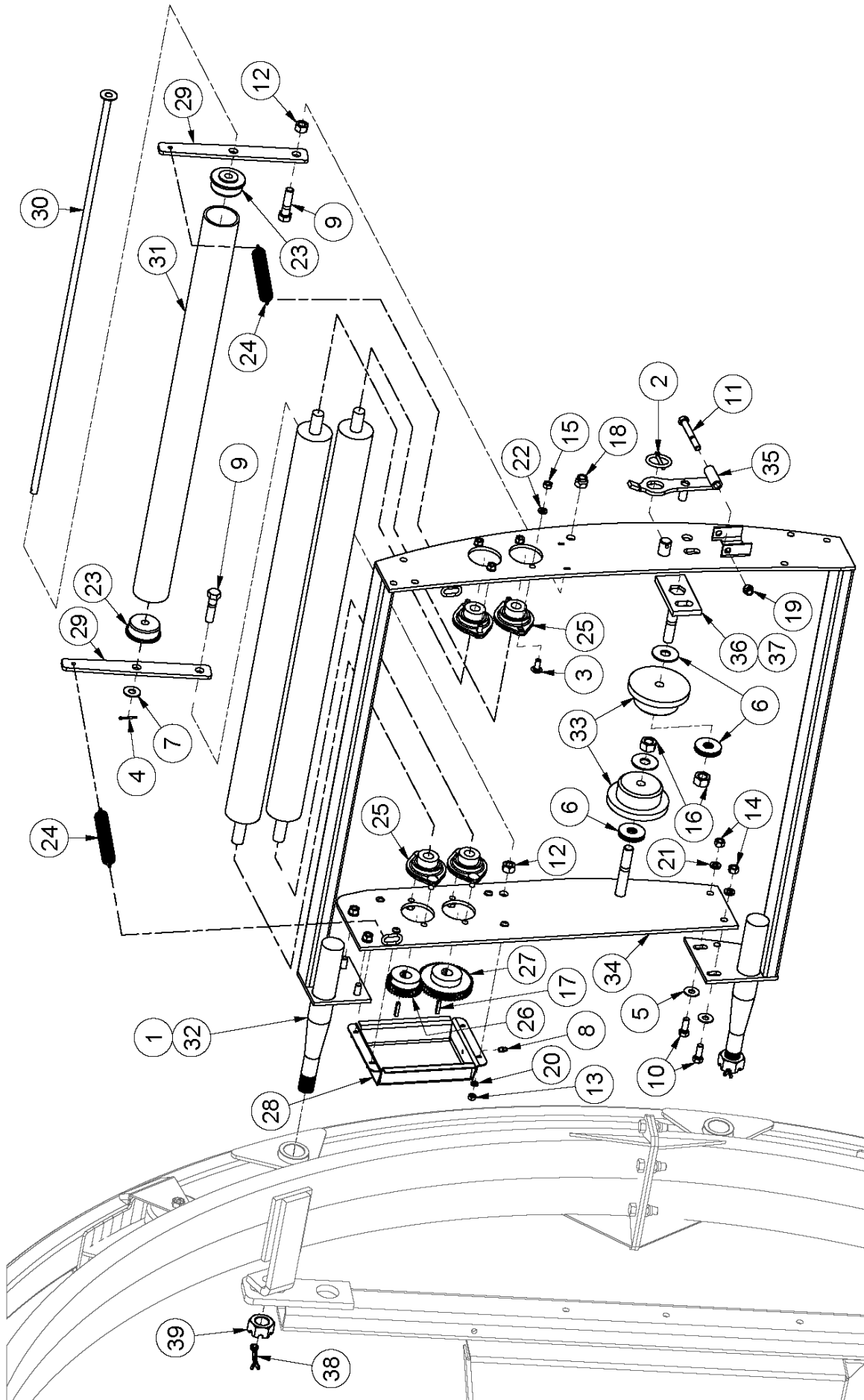
Hoop



Hoop

ITEM	QTY	PART NUMBER	DESCRIPTION
1	4	FW 3/4	Flatwasher - 3/4" Zinc Plated USS
2	12	GR 1/4 X 28	Grease Fitting 1/4-28 Straight Standard Zerk
3	16	HB 1/2-13X1.5 Z5	Hex Bolt 1/2-13x1 1/2 Grade 5 Zinc Plated Hex Cap Screw
4	2	HB 3/4-10X2.5 Z5	Hex Bolt 3/4-10x2 1/2 Grade 5 Zinc Plated Hex Cap Screw
5	2	HB 5/8-11X2 Z5	Hex Bolt 5/8-11x2 Grade 5 Zinc Plated Hex Cap Screw
6	28	LN 1/2 N	LN 1/2-13 Zinc Plated Nylon Insert Lock Nut
7	2	LN 3/4 N	LN 3/4-10 Zinc Plated Nylon Insert Lock Nut
8	2	LN 5/8 N	LN 5/8-11 Zinc Plated Nylon Insert Lock Nut
9	1	TL6X2-100-001	Lower inner Ring
10	1	TL6X2-100-002	Upper Inner Ring
11	2	TL6X2-100-003	Outer Hoop
12	12	TL500-100-015	Hoop Wheel Axle Bolt
13	12	TL550-200-016	Spanner
14	12	TLWHEEL01	Hoop Wheel

Main Plastic Film Carrier

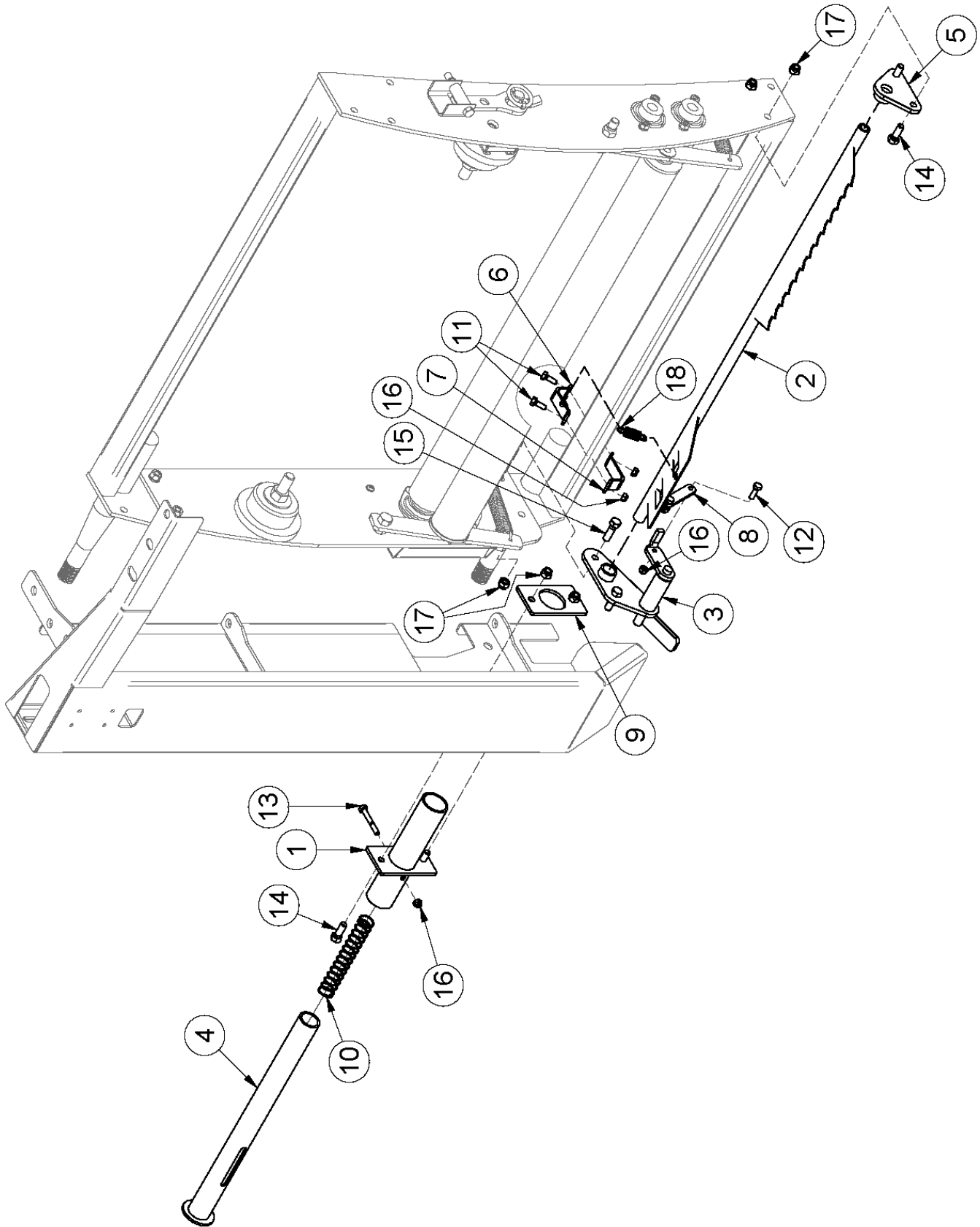


Main Plastic Film Carrier

ITEM	QTY	PART NUMBER	DESCRIPTION	NOTE
1	2	TL550-100-072	Complete Wrap Carrier	x2 / Balewrapper
2	1	25680	Linch Pin 3/16 X 1.5	
3	8	CB 5/16-18 X0.75 Z5	Carriage Bolt - 5/16-18 x 3/4" Grade 5 Zinc	
4	1	CP 18X1	Pin, Cotter - 1/8" X 1.0"	
5	2	FW 3/8	Flatwasher - 3/8" Zinc Plated USS	
6	8	FW 5/8	Flatwasher - 5/8" Zinc Plated USS	
7	1	FW 7/16	Flatwasher - 7/16" Zinc Plated USS	
8	1	GR 1/4 X 28	Grease Fitting 1/4-28 Straight Standard Zerk	
9	2	HB 1/2-13X2 Z5	Hex Bolt 1/2-13x2 Grade 5 Zinc Plated Hex Cap Screw	
10	4	HB 3/8-16X1 Z5	Hex Bolt 3/8-16x1 Grade 5 Zinc Plated Hex Cap Screw	
11	1	HB 3/8-16X3 Z5	Hex Bolt 3/8-16x3 Grade 5 Zinc Plated Hex Cap Screw	
12	2	HN 1/2	Hex Nut 1/2"-13 Grade 5 Zinc Plated Finished	
13	4	HN 1/4	Hex Nut 1/4"-20 Grade 5 Zinc Plated Finished	
14	4	HN 3/8	Hex Nut 3/8"-16 Grade 5 Zinc Plated Finished	
15	8	HN 5/16	Hex Nut 5/16"-18 Grade 5 Zinc Plated Finished	
16	2	HN 5/8	Hex Nut 5/8"-11 Grade 5 Zinc Plated Finished	
17	2	KS44823	Keystock .188 X 1	
18	2	LN 1/2 N	LN 1/2-13 Zinc Plated Nylon Insert Lock Nut	
19	1	LN 3/8 N	LN 3/8-16 Zinc Plated Nylon Insert Lock Nut	
20	4	LW 1/4	LW - 1/4" Zinc Plated Medium Split	
21	4	LW 3/8	LW - 3/8" Zinc Plated Medium Split	
22	8	LW 5/16	LW - 5/16" Zinc Plated Medium Split	
23	2	TL500-100-021	Plastic Roller Cap	
24	2	TL500-100-135	Spring - Tensioner	
25	4	TL550-100-007	3/4" Flange Bearing (Flangettes & Bearing)	
26	1	TL550-100-008	Small Gear - 3/4 Bore, KW, SS, 14 1/2 Deg, 2.25 P.D.	
27	1	TL550-100-009	Large Gear - 3/4 Bore, KW, SS, 14 1/2 Degree, 3.50 P.D.	
28	1	TL550-100-010	Grease Box	
29	2	TL550-100-016	Plastic Roller Mount	
30	1	TL550-100-018	Plastic Roller Pin	
31	1	TL550-100-022	Plastic Roller	
32	1	TL550-100-089	Main Wrap Bracket	
33	2	TL550-200-012	Plastic Wrap Spool	
34	1	TL550-200-090	Main Wrap Side Insert	
35	1	TL550-200-103	Spool Latch	
36	1	TL550-200-115	Spool Holder	
37	1	TL5X2-500-103	Spool Holder c/w Parts	Incl. Item 6(x4), 16, 33 & 36
38	2	CP 1/4 x 2.0	Pin, Cotter - 1/4" x 2.0 Zinc Plated	
39	2	HN 1-12 UNF CASTLE	Hex Nut 1"-12 Slotted Plain Finish (NF Castle Nut Bare)	

TLFS - Film Snap

Standard as of serial number 156501. Retrofittable.

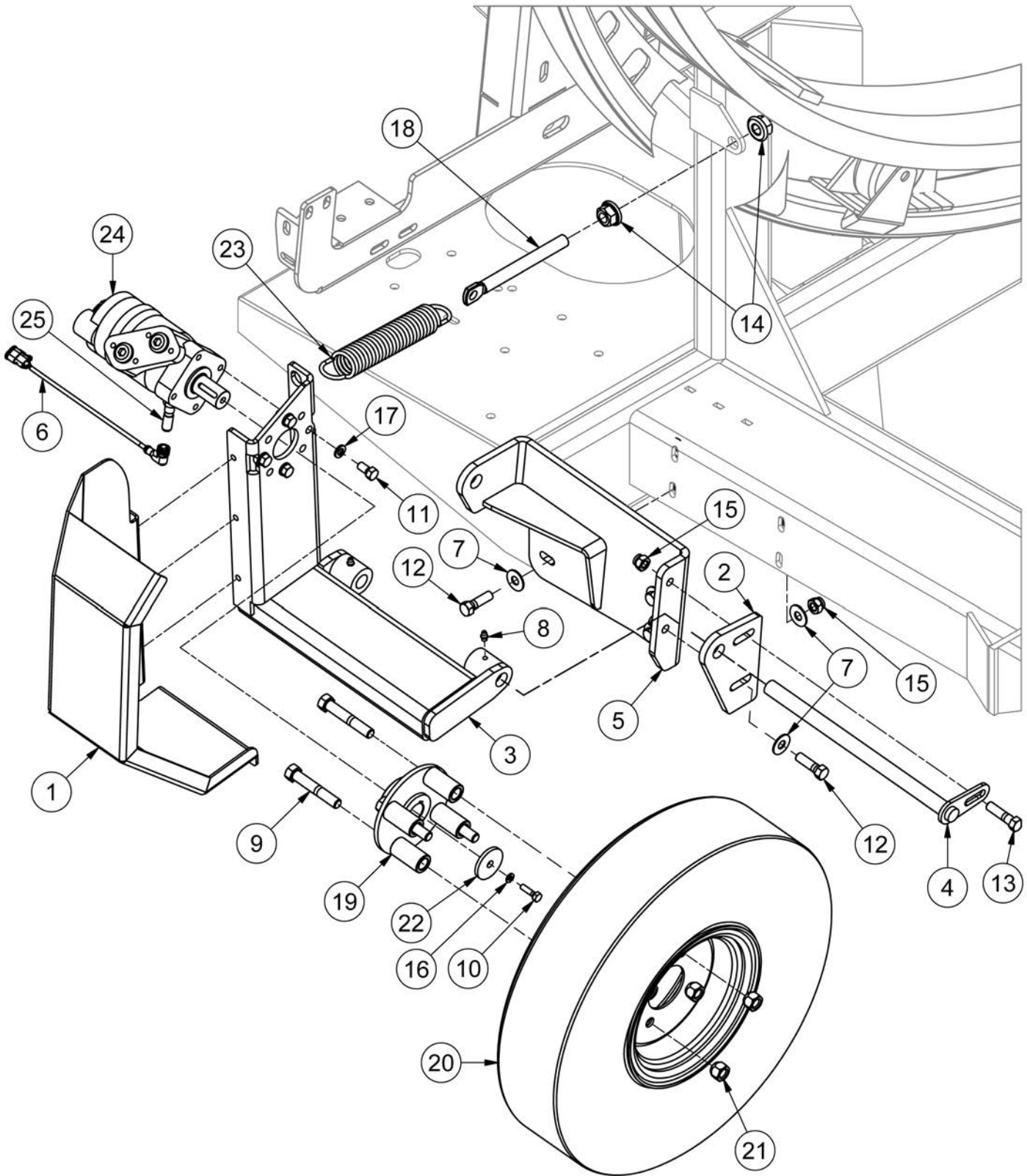


TLFS - Film Snap

Standard as of serial number 156501. Retrofittable.

ITEM	QTY	PART NUMBER	DESCRIPTION
1	1	33352	Wrap Cut Tube Support
2	1	33353	Wrap Cut
3	1	33354	Wrap Cut Swivel
4	1	33355	Cut Push Tube
5	1	33356	Pivot Support Bracket
6	1	36021	Spring Mount
7	1	36026	Bracket For Film Snap
8	1	36068	Swivel Plate
9	1	36629	Pipe Support
10	1	36900	Film Snap Compression Spring
11	2	HB 1/4-20X 3/4 Z5	Hex Bolt - 1/4"-20 x 3/4" Grade 5 Zinc Plated Hex Cap Screw NC
12	2	HB 1/4-20X1.0 Z5	Hex Bolt 1/4-20 x 1" Grade 5 Zinc Plated Hex Cap Screw NC
13	1	HB 1/4-20X2.0 Z5	Hex Bolt Plated Gr. 5 NC
14	4	HB 3/8-16X1.0 Z5	Hex Bolt 3/8-16 x 1" Grade 5 Zinc Plated Hex Cap Screw NC
15	2	HB 3/8-16X1.1/4 Z5	Hex Bolt 3/8-16 x 1 1/4" Grade 5 Zinc Plated Hex Cap Screw NC
16	5	LN 1/4 N	Locknuts - 1/4-20 Zinc Plated Nylon Insert
17	6	LN 3/8 N	Locknuts - 3/8-16 Zinc Plated Nylon Insert
18	1	TL500-100-062	Extension Spring

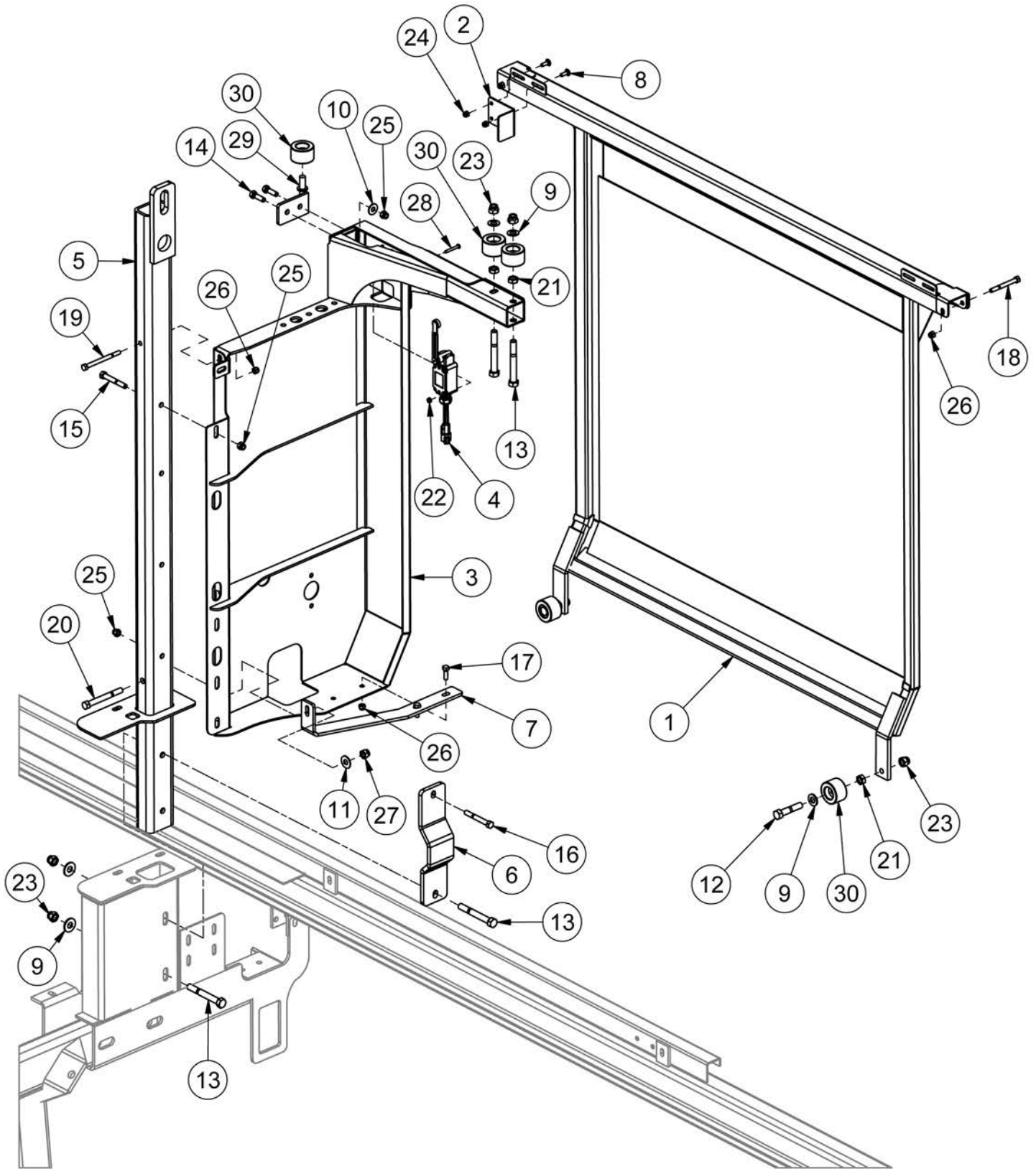
Hoop Drive



Hoop Drive

ITEM	QTY	PART NUMBER	DESCRIPTION
1	1	25073	Hoop Wheel Guard
2	1	28561	Hoop Drive Adjuster
3	1	28589	Hoop Wheel Mount
4	1	28610	Hoop Drive Pin
5	1	28622	Hoop Drive Mount
6	1	32607	ECV Hoop Speed Sensor Harness
7	9	FW 7/16	Flatwasher - 7/16" Zinc Plated USS
8	3	GR 1/4 X 28	Grease Fitting 1/4-28 Straight Standard Zerk
9	4	HB1/2-13X3Z5	Hex Bolt 1/2-13x3 Grade 5 Zinc Plated Hex Cap Screw
10	1	HB1/4-20X1Z5	Hex Bolt 1/4-20x1 Grade 5 Zinc Plated Hex Cap Screw
11	4	HB3/8-16X0.75Z5	Hex Bolt 3/8-16x3/4 Grade 5 Zinc Plated Hex Cap Screw
12	5	HB7/16-14X1.5Z5	Hex Bolt 7/16-14x1 1/2 Grade 5 Zinc Plated Hex Cap Screw
13	1	HB7/16-14X1.75Z5	Hex Bolt 7/16-14x1 3/4 Grade 5 Zinc Plated Hex Cap Screw
14	2	HNC5/8	Serrated Hex Nut
15	6	LN7/16-14NCZ5	LN 7/16-14 Zinc Plated Nylon Insert Lock Nut
16	1	LW 1/4	LW - 1/4" Zinc Plated Medium Split
17	4	LW 3/8	LW - 3/8" Zinc Plated Medium Split
18	1	PP00051	Flat Eyebolt - 5/8 X 7
19	1	TL500-100-051	Hoop Drive Wheel Hub
20	1	TL500-100-052	Drive Wheel
21	4	TL500-100-054	1/2 Wheel Nut
22	1	TL500-100-060	Power Drive Washer
23	1	TL500-101-231	Wheel Tensioner Spring
24	1	VAL MLHPQ200C7URS-NE	Hyd Motor - Rear Ported w/ Speed Sensor
25	1	32665	ECV Hoop Speed Sensor

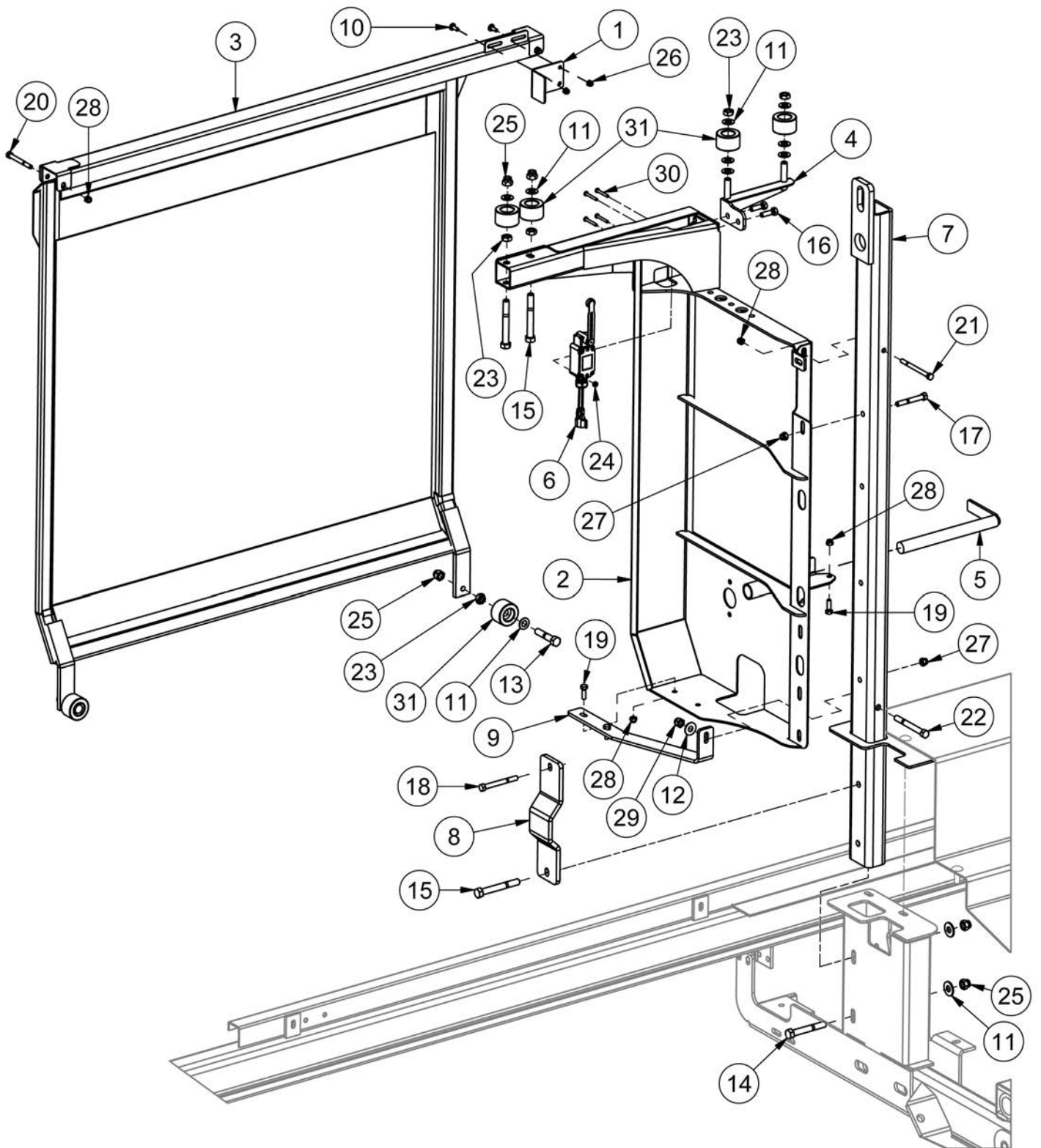
Right Safety Guard



Right Safety Guard

ITEM	QTY	PART NUMBER	DESCRIPTION
1	1	24111	Safety Door
2	1	25062	Door Switch Tab
3	1	28550M	Right Door Mount
4	1	32633	ECV LH&RH Door & Ram Home Switch
5	1	33065	Post
6	1	36610	Post Enforcer
7	1	36611	Door Mount Brace
8	2	CB1/4-20X0.75CZ5	Carriage Bolt - 1/4-20 x 3/4" Grade 5 Zinc
9	6	FW 1/2	Flatwasher - 1/2" Zinc Plated USS
10	2	FW 3/8	Flatwasher - 3/8" Zinc Plated USS
11	1	FW 7/16	Flatwasher - 7/16" Zinc Plated USS
12	2	HB1/2-13X2.5Z5	Hex Bolt 1/2-13x2 1/2 Grade 5 Zinc Plated Hex Cap Screw
13	4	HB1/2-13X4Z5	Hex Bolt 1/2-13x4 Grade 5 Zinc Plated Hex Cap Screw
14	2	HB3/8-16X1.25Z5	Hex Bolt 3/8-16x1 1/4 Grade 5 Zinc Plated Hex Cap Screw
15	1	HB3/8-16X2.75Z5	Hex Bolt 3/8-16x2 3/4 Grade 5 Zinc Plated Hex Cap Screw
16	1	HB3/8-16X3Z5	Hex Bolt 3/8-16x3 Grade 5 Zinc Plated Hex Cap Screw
17	2	HB5/16-18X1Z5	Hex Bolt 5/16-18x1 Grade 5 Zinc Plated Hex Cap Screw
18	2	HB5/16-18X3Z5	Hex Bolt 5/16-18x3 Grade 5 Zinc Plated Hex Cap Screw
19	1	HB5/16-18X4Z5	Hex Bolt 5/16-18x4 Grade 5 Zinc Plated Hex Cap Screw
20	1	HB7/16-14X4Z5	Hex Bolt 7/16-14x4 Grade 5 Zinc Plated Hex Cap Screw
21	4	HNJ1/2-13	Hex Nut - 1/2-13 Zinc Plated Hex Jam Nut
22	4	LN 10-24	K-Lok Locknut
23	6	LN1/2-13NCZ5	LN 1/2-13 Zinc Plated Nylon Insert Lock Nut
24	2	LN1/4-20NCZ5	LN 1/4-20 Zinc Plated Nylon Insert Lock Nut
25	4	LN3/8-16NCZ5	LN 3/8-16 Zinc Plated Nylon Insert Lock Nut
26	5	LN5/16-18NCZ5	LN 5/16-18 Zinc Plated Nylon Insert Lock Nut
27	1	LN7/16-14NCZ5	LN 7/16-14 Zinc Plated Nylon Insert Lock Nut
28	4	MS #10X24X1.5	Machine Screw - (Inch)
29	1	TL5X2-301-103	Right Top Door Roller Bracket
30	5	TL559906	Door Rollers

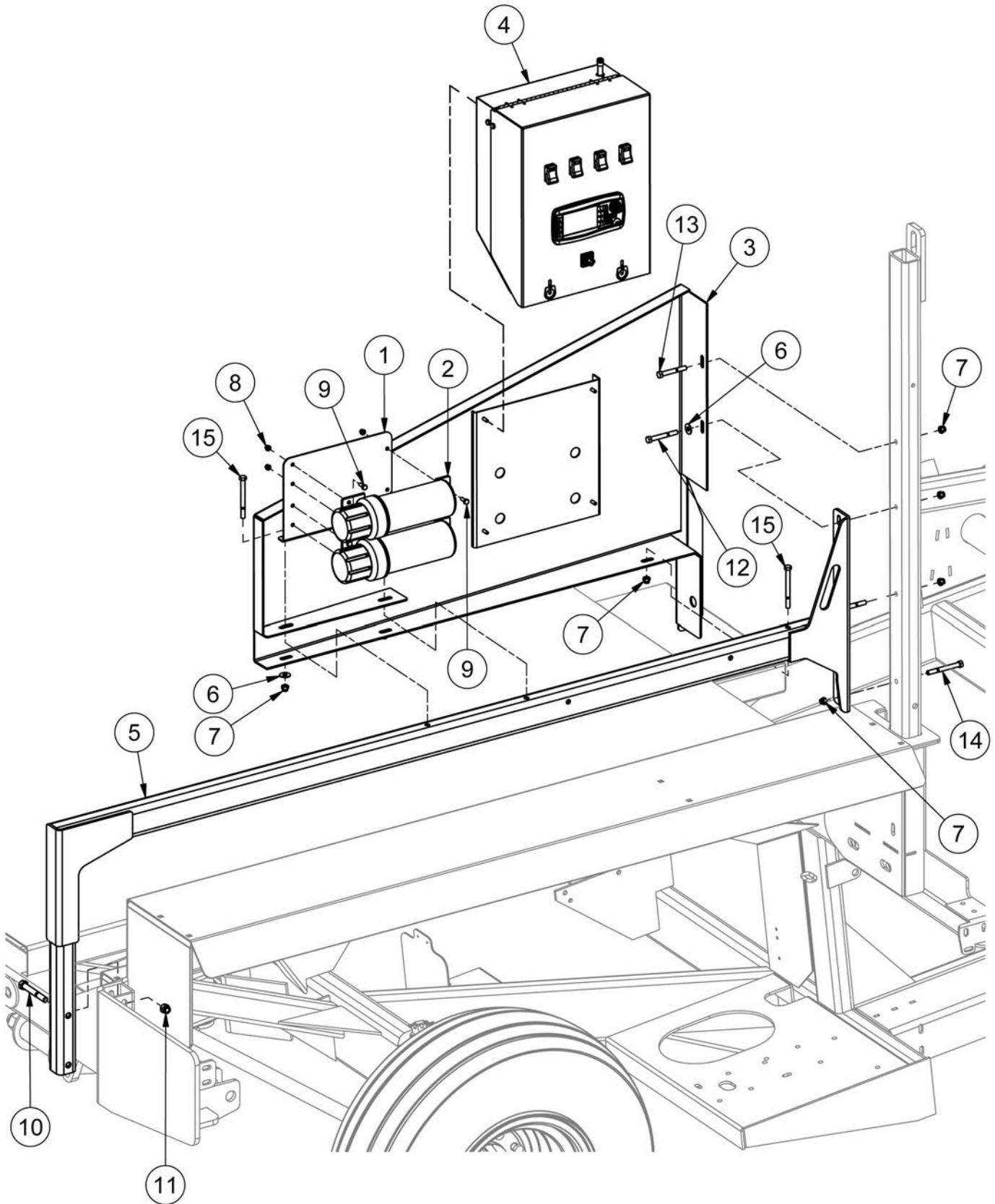
Left Safety Guard



Left Safety Guard

ITEM	QTY	PART NUMBER	DESCRIPTION
1	1	25062	Door Switch Tab
2	1	28550	Left Door Mount
3	1	31562	Left Door
4	1	31565	Door Mount Extension
5	1	31794	Hoop Lock Pin
6	1	32633	ECV LH&RH Door & Ram Home Switch
7	1	33064	Left Hoop Post
8	1	36610	Post Enforcer
9	1	36611M	Door Mount Brace
10	2	CB1/4-20X0.75CZ5	Carriage Bolt - 1/4-20 x 3/4" Grade 5 Zinc
11	12	FW 1/2	Flatwasher - 1/2" Zinc Plated USS
12	1	FW 7/16	Flatwasher - 7/16" Zinc Plated USS
13	2	HB1/2-13X2.5Z5	Hex Bolt 1/2-13x2 1/2 Grade 5 Zinc Plated Hex Cap Screw
14	1	HB1/2-13X3.5Z5	Hex Bolt 1/2-13x3 1/2 Grade 5 Zinc Plated Hex Cap Screw
15	3	HB1/2-13X4Z5	Hex Bolt 1/2-13x4 Grade 5 Zinc Plated Hex Cap Screw
16	2	HB3/8-16X1.25Z5	Hex Bolt 3/8-16x1 1/4 Grade 5 Zinc Plated Hex Cap Screw
17	1	HB3/8-16X2.75Z5	Hex Bolt 3/8-16x2 3/4 Grade 5 Zinc Plated Hex Cap Screw
18	1	HB3/8-16X3.5Z5	Hex Bolt 3/8-16x3 1/2 Grade 5 Zinc Plated Hex Cap Screw
19	3	HB5/16-18X1Z5	Hex Bolt 5/16-18x1 Grade 5 Zinc Plated Hex Cap Screw
20	2	HB5/16-18X3Z5	Hex Bolt 5/16-18x3 Grade 5 Zinc Plated Hex Cap Screw
21	1	HB5/16-18X4Z5	Hex Bolt 5/16-18x4 Grade 5 Zinc Plated Hex Cap Screw
22	1	HB7/16-14X4Z5	Hex Bolt 7/16-14x4 Grade 5 Zinc Plated Hex Cap Screw
23	6	HNJ1/2-13	Hex Nut - 1/2-13 Zinc Plated Hex Jam Nut
24	4	LN 10-24	K-Lok Locknut
25	6	LN1/2-13NCZ5	LN 1/2-13 Zinc Plated Nylon Insert Lock Nut
26	2	LN1/4-20NCZ5	LN 1/4-20 Zinc Plated Nylon Insert Lock Nut
27	4	LN3/8-16NCZ5	LN 3/8-16 Zinc Plated Nylon Insert Lock Nut
28	6	LN5/16-18NCZ5	LN 5/16-18 Zinc Plated Nylon Insert Lock Nut
29	4	LN7/16-14NCZ5	LN 7/16-14 Zinc Plated Nylon Insert Lock Nut
30	4	MS #10X24X1.5	Machine Screw - (Inch)
31	6	TL559906	Door Rollers

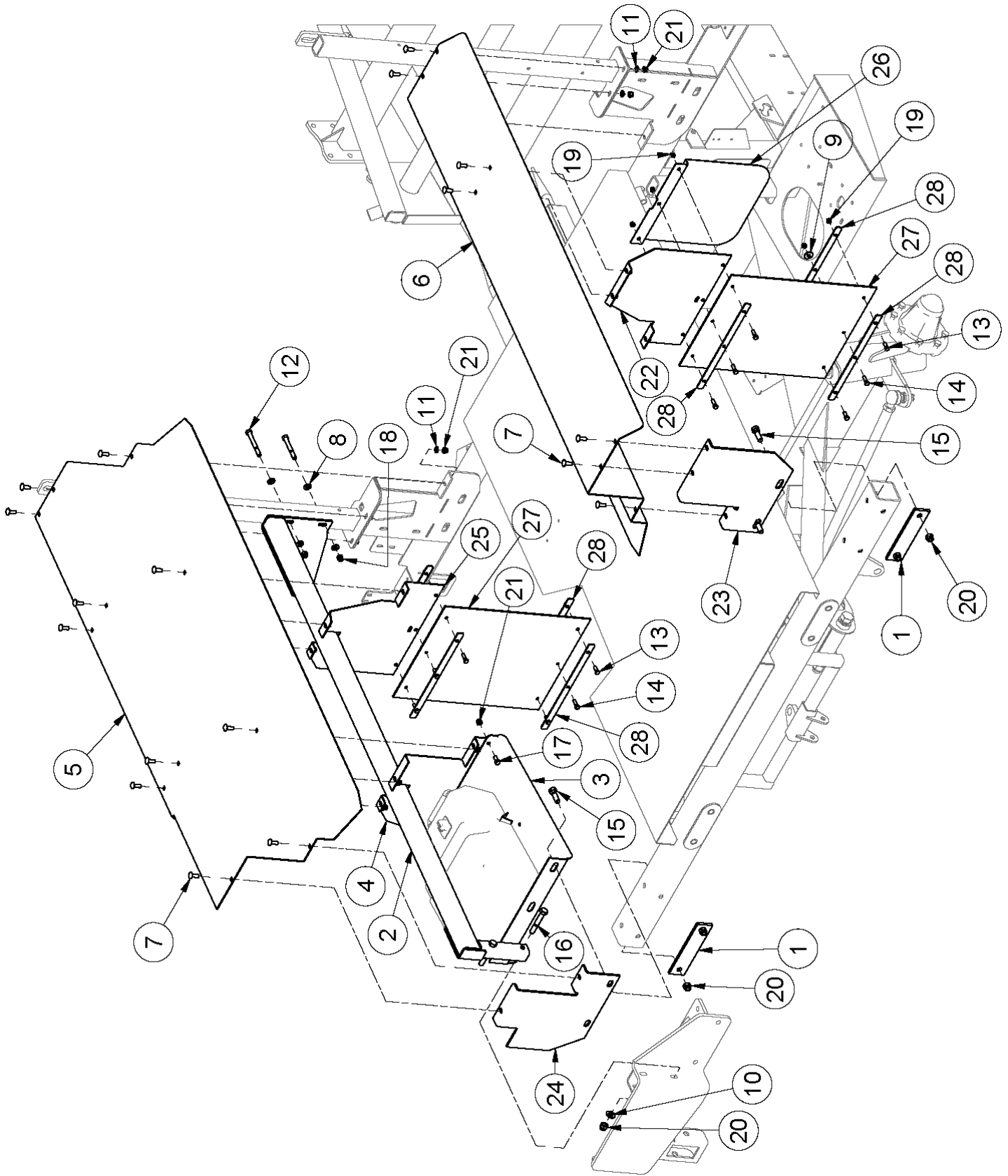
Left Hoop Brace



Left Hoop Brace

ITEM	QTY	PART NUMBER	DESCRIPTION	NOTE
1	1	32813	Operator's Manual Plate	
2	2	TL5X2-201-111	Operator's Manual Holder	
3	1	33379	Control Panel Guard	
4	1	36043	ECV Control Panel (2014 +)	See Pg.4-1
5	1	33069	Left Hoop Brace	
6	5	FW 3/8	Flatwasher - 3/8" Zinc Plated USS	
7	7	LN3/8-16NCZ5	LN 3/8-16 Zinc Plated Nylon Insert Lock Nut	
8	6	LN1/4-20NCZ5	LN 1/4-20 Zinc Plated Nylon Insert Lock Nut	
9	6	HB1/4-20X0.75Z5	Hex Bolt 1/4-20x3/4 Grade 5 Zinc Plated Hex Cap Screw	
10	2	HB1/2-13X3.75Z5	Hex Bolt 1/2-13x3 3/4 Grade 5 Zinc Plated Hex Cap Screw	
11	2	LN1/2-13NCZ5	LN 1/2-13 Zinc Plated Nylon Insert Lock Nut	
12	2	HB3/8-16X3Z5	Hex Bolt 3/8-16x3 Grade 5 Zinc Plated Hex Cap Screw	
13	1	HB3/8-16X2.75Z5	Hex Bolt 3/8-16x2 3/4 Grade 5 Zinc Plated Hex Cap Screw	
14	1	HB3/8-16X3.5Z5	Hex Bolt 3/8-16x3 1/2 Grade 5 Zinc Plated Hex Cap Screw	
15	3	HB3/8-16X4Z5	Hex Bolt 3/8-16x4 Grade 5 Zinc Plated Hex Cap Screw	

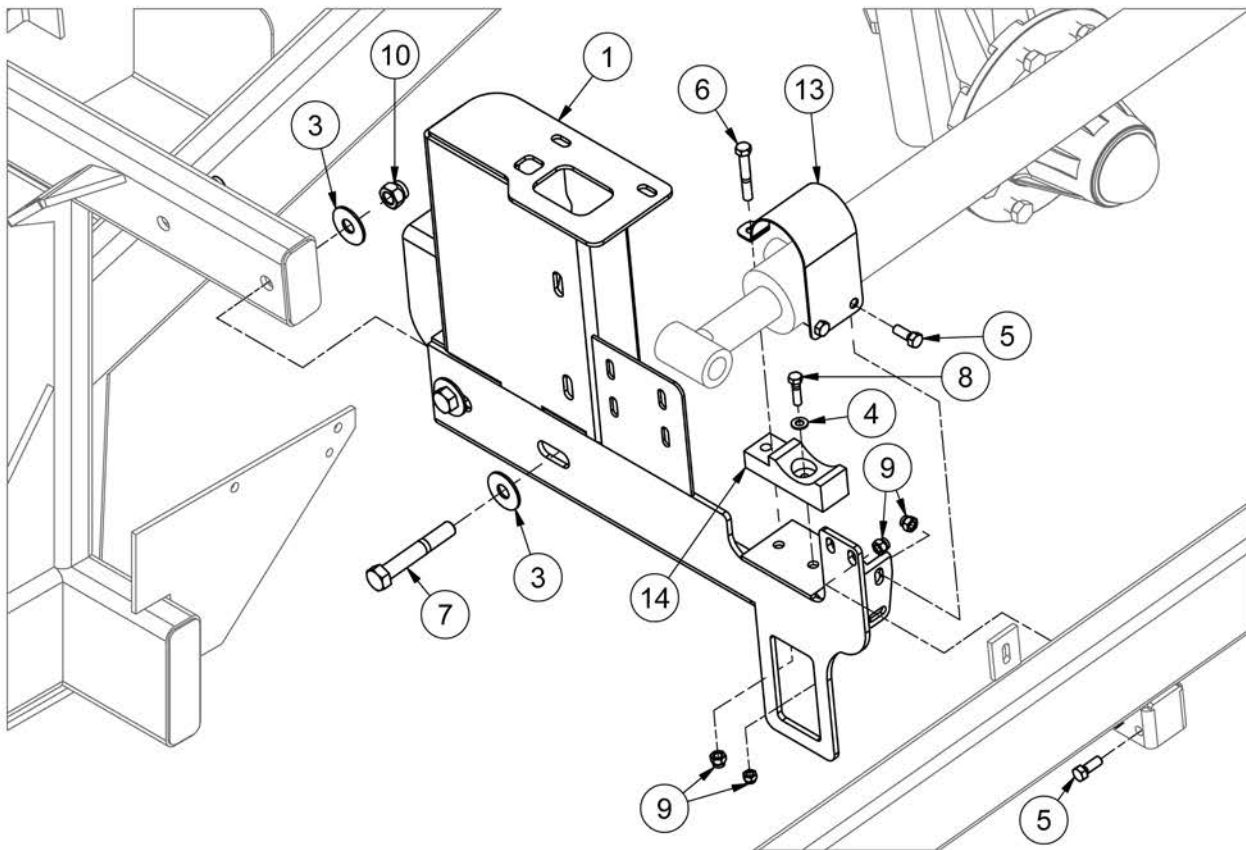
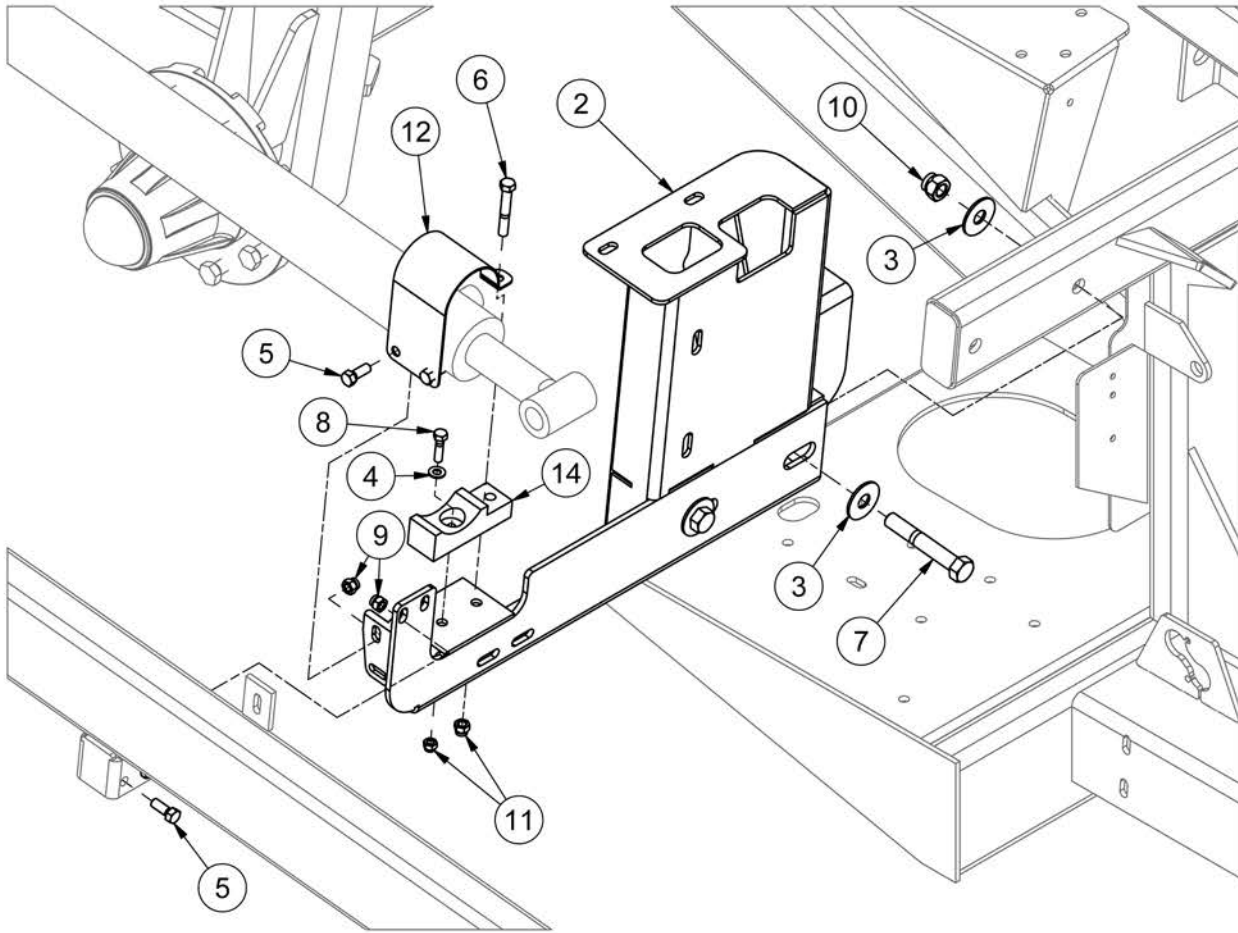
Fenders



Fenders

ITEM	QTY	PART NUMBER	DESCRIPTION
1	4	28606	Front Tube Clamp
2	1	33068	Right Hoop Brace
3	1	36630	Fuel Tank Fender Mount
4	1	36632	Gas Tank Mount
5	1	36633	Right Fender
6	1	36634	Left Fender
7	20	CB 7/16-14 X1.25 Z5	Carriage Bolt - 7/16-14 x 1 1/4" Grade 5 Zinc
8	4	FW 1/2	Flatwasher - 1/2" Zinc Plated USS
9	2	FW 3/8	Flatwasher - 3/8" Zinc Plated USS
10	2	FW 5/8	Flatwasher - 5/8" Zinc Plated USS
11	20	FW 7/16	Flatwasher - 7/16" Zinc Plated USS
12	1	HB 1/2-13X4.5 Z5	Hex Bolt 1/2-13x4 1/2 Grade 5 Zinc Plated Hex Cap Screw
13	4	HB 3/8-16X1 Z5	Hex Bolt 3/8-16x1 Grade 5 Zinc Plated Hex Cap Screw
14	8	HB 3/8-16X1.25 Z5	Hex Bolt 3/8-16x1 1/4 Grade 5 Zinc Plated Hex Cap Screw
15	4	HB 5/8-11X2 Z5	Hex Bolt 5/8-11x2 Grade 5 Zinc Plated Hex Cap Screw
16	2	HB 5/8-11X4 Z5	Hex Bolt 5/8-11x4 Grade 5 Zinc Plated Hex Cap Screw
17	2	HB 7/16-14X1 Z5	Hex Bolt 7/16-14x1 Grade 5 Zinc Plated Hex Cap Screw
18	2	LN 1/2 N	LN 1/2-13 Zinc Plated Nylon Insert Lock Nut
19	12	LN 3/8 N	LN 3/8-16 Zinc Plated Nylon Insert Lock Nut
20	4	LN 5/8 N	LN 5/8-11 Zinc Plated Nylon Insert Lock Nut
21	22	LN 7/16 N	LN 7/16-14 Zinc Plated Nylon Insert Lock Nut
22	1	T65024322	Left Mud Flap Mount
23	1	T65024323	Left Front Fender Mount
24	1	T65024324	Right Front Fender Mount
25	1	T65024325	Right Mud Flap Mount
26	1	TL5X2-500-149	Mud Flap Shield
27	2	TL500-100-163	Mud Flap
28	7	TL500-100-164	Mud Flap Bracket

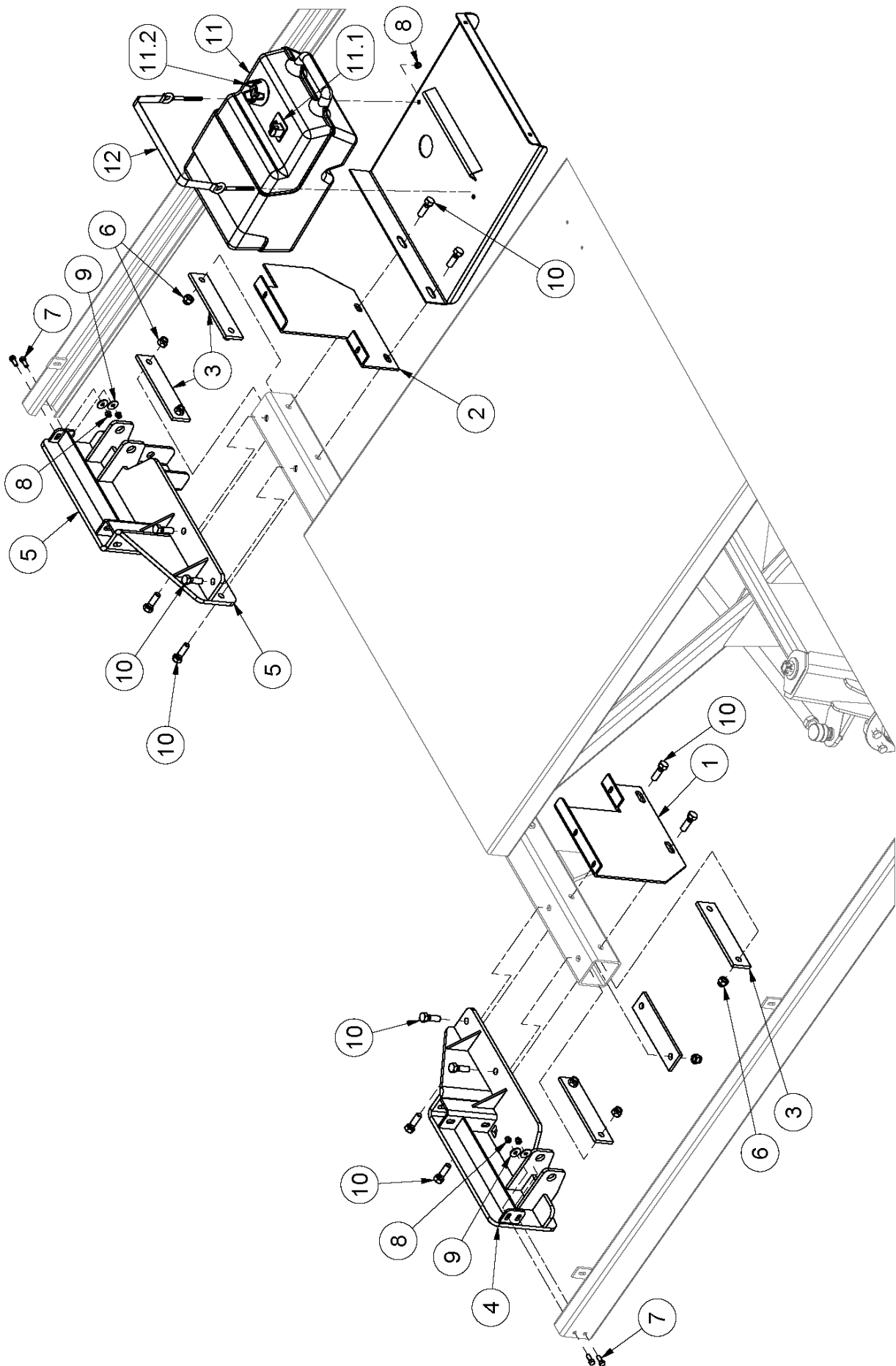
Cylinder Supports



Cylinder Supports

ITEM	QTY	PART NUMBER	DESCRIPTION
1	1	33066	Right Socket Post
2	1	33067	Left Socket Post
3	8	FW 5/8	Flatwasher - 5/8" Zinc Plated USS
4	2	FW 5/16	Flatwasher - 5/16" Zinc Plated USS
5	8	HB 3/8-16X1 Z5	Hex Bolt 3/8-16x1 Grade 5 Zinc Plated Hex Cap Screw
6	2	HB 3/8-16X2.5 Z5	Hex Bolt 3/8-16x2 1/2 Grade 5 Zinc Plated Hex Cap Screw
7	4	HB 5/8-11X4 Z5	Hex Bolt 5/8-11x4 Grade 5 Zinc Plated Hex Cap Screw
8	2	HB 5/16-18X1.25 Z5	Hex Bolt 5/16-18x1 1/4 Grade 5 Zinc Plated Hex Cap Screw
9	10	LN 3/8 N	LN 3/8-16 Zinc Plated Nylon Insert Lock Nut
10	4	LN 5/8 N	LN 5/8-11 Zinc Plated Nylon Insert Lock Nut
11	2	LN 5/16 N	LN 5/16-18 Zinc Plated Nylon Insert Lock Nut
12	1	TL5X2-100-132	Left Cylinder Clamp
13	1	TL5X2-100-133	Right Cylinder Clamp
14	2	TL550-200-109	Cylinder Support

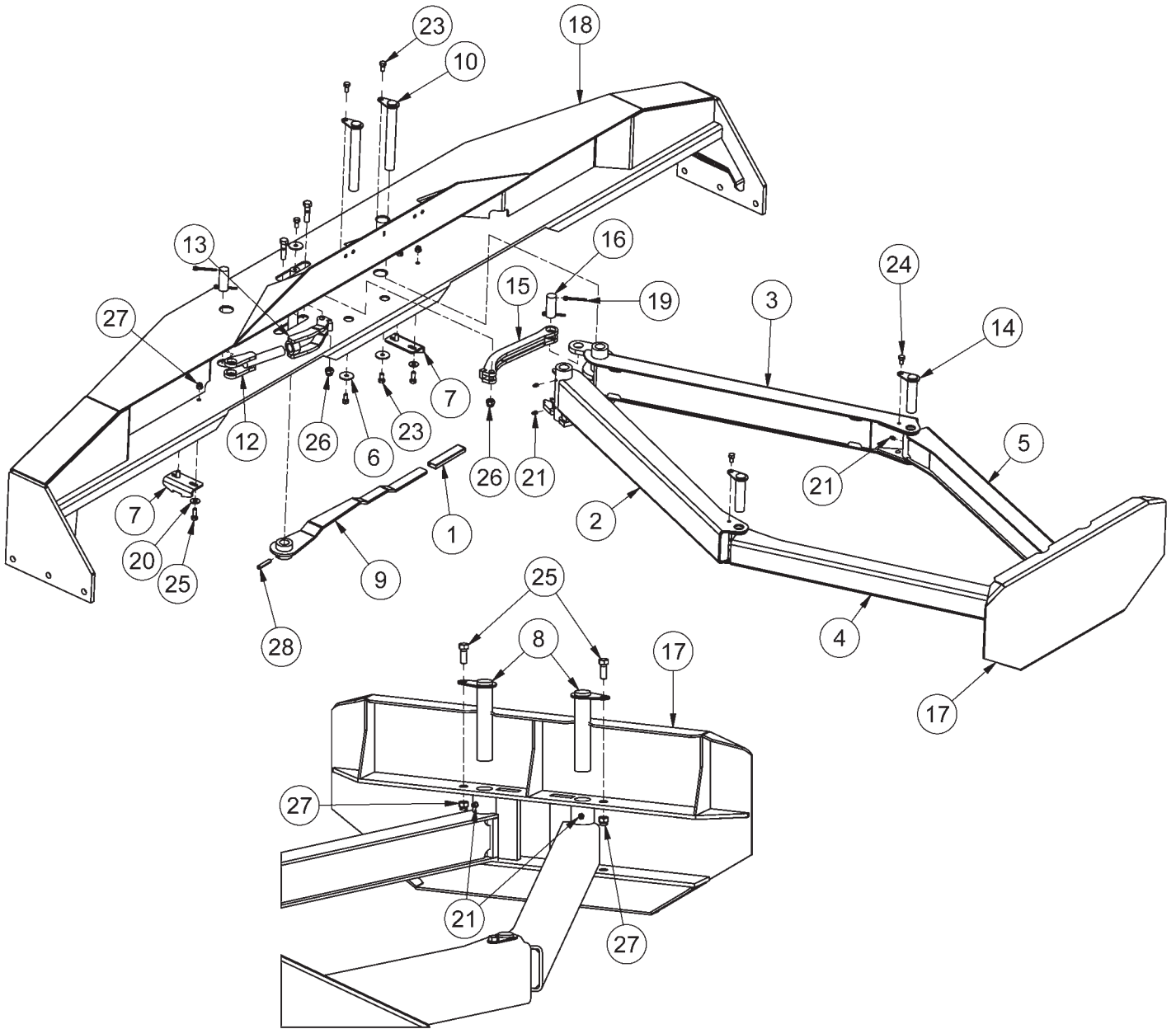
Front Corners



Front Corners

ITEM	QTY	PART NUMBER	DESCRIPTION
1	1	T65024323	Left Front Fender Mount
2	1	T65024324	Right Front Fender Mount
3	6	28606	Front Tube Clamp
4	1	32823	Left Front Corner
5	1	32824	Right Front Corner
6	7	LN 5/8 N	LN 5/8-11 Zinc Plated Nylon Insert Lock Nut
7	4	HB 3/8-16X1 Z5	Hex Bolt 3/8-16x1 Grade 5 Zinc Plated Hex Cap Screw
8	6	LN 3/8 N	LN 3/8-16 Zinc Plated Nylon Insert Lock Nut
9	4	FW 3/8	Flatwasher - 3/8" Zinc Plated USS
10	12	HB 5/8-11X2 Z5	Hex Bolt 5/8-11x2 Grade 5 Zinc Plated Hex Cap Screw
11	1	TL550-204-100	Fuel Tank
11.1	1	TL550-204-103	Fuel Gauge - Bale Wrapper
11.2	1	TL550-204-101	Fuel Tank Vented Cap
12	1	TL550-204-110	Tie Down Strap (Fuel Tank)

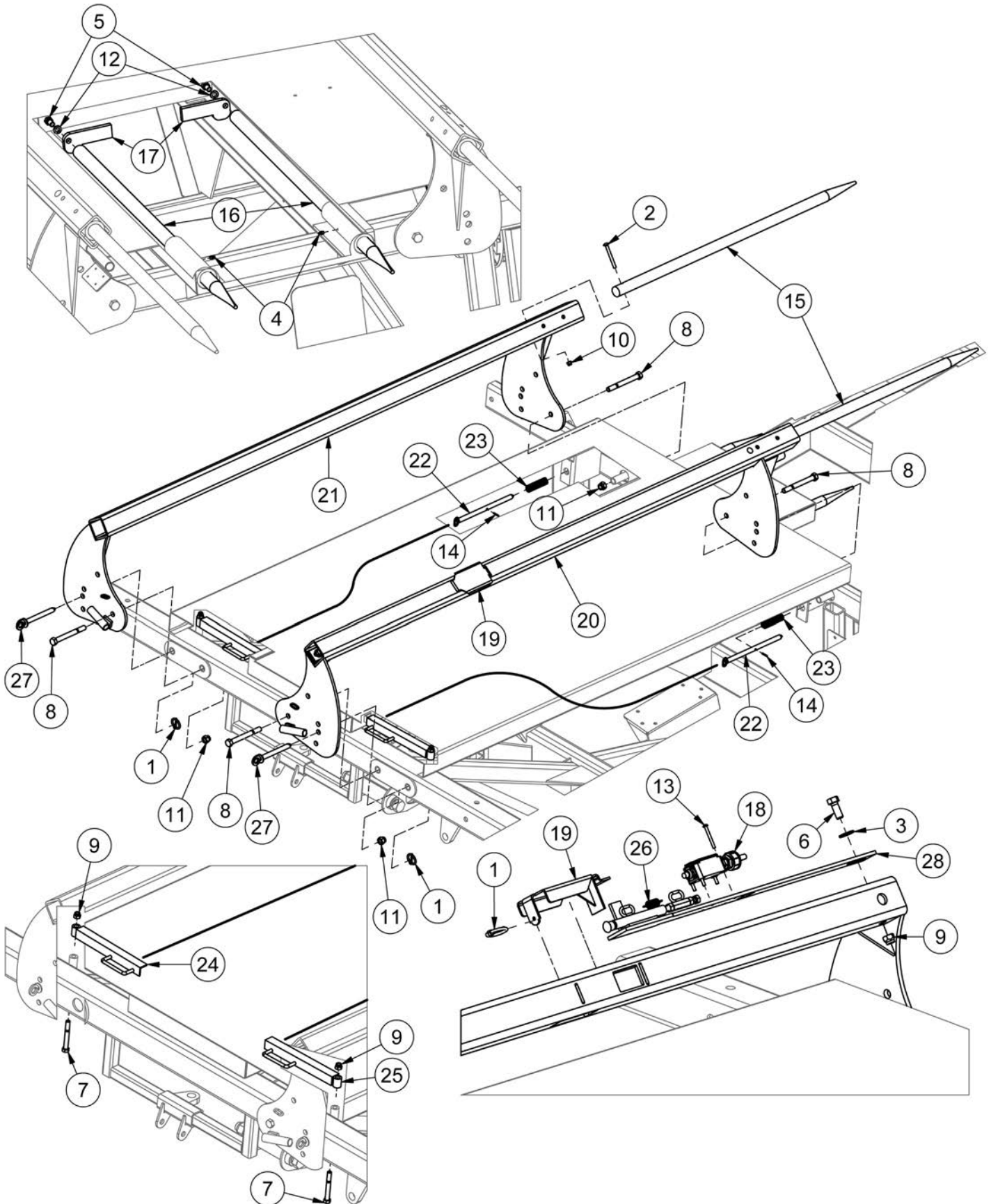
36048 - Complete Ram



36048 - Complete Ram

ITEM	QTY	PART NUMBER	DESCRIPTION
1	1	22707	Rubber Handle for 3/8 X 1 Flat Bar
2	1	30455	Left Large Arm
3	1	30456	Right Large Arm
4	1	30457	Left Small Arm
5	1	30462	Right Small Arm
6	3	30924	Pin Washer
7	2	30958	Handle Holder
8	2	30980	Last Pushoff Plate Pin
9	1	30981	Last Pushoff Handle
10	2	30982	Pushoff Middle Pin
11	1	30983	Linkage Pivot
12	1	30985	Linkage Adjuster
13	1	30986	Pivot Adjuster
14	2	30988	Arm Joint Pin
15	1	30989	Solid Pivot Arm
16	2	30993	Ram Linkage Mount Pin
17	1	32570	Push Plate
18	1	32810	6500 Ram
19	4	CP.188 X 2	3-16 x 2 Cotter Pin, Brass
20	4	FW 3/8	Flatwasher - 3/8" Zinc Plated USS
21	8	GR 1/4 X 28	Grease Fitting 1/4-28 Straight Standard Zerk
22	2	HB 1/2-13X2 Z5	Hex Bolt 1/2-13x2 Grade 5 Zinc Plated Hex Cap Screw
23	5	HB 3/8-16X0.75 Z5	Hex Bolt 3/8-16x3/4 Grade 5 Zinc Plated Hex Cap Screw
24	2	HB 3/8-16X0.625 Z5	Hex Bolt 3/8-16x5/8 Grade 5 Zinc Plated Hex Cap Screw
25	6	HB 3/8-16X1 Z5	Hex Bolt 3/8-16x1 Grade 5 Zinc Plated Hex Cap Screw
26	2	LN 1/2 N	LN 1/2-13 Zinc Plated Nylon Insert Lock Nut
27	6	LN 3/8 N	LN 3/8-16 Zinc Plated Nylon Insert Lock Nut
28	1	RP 3/8 x 2	Pin - Roll Pin 3/8 x 2

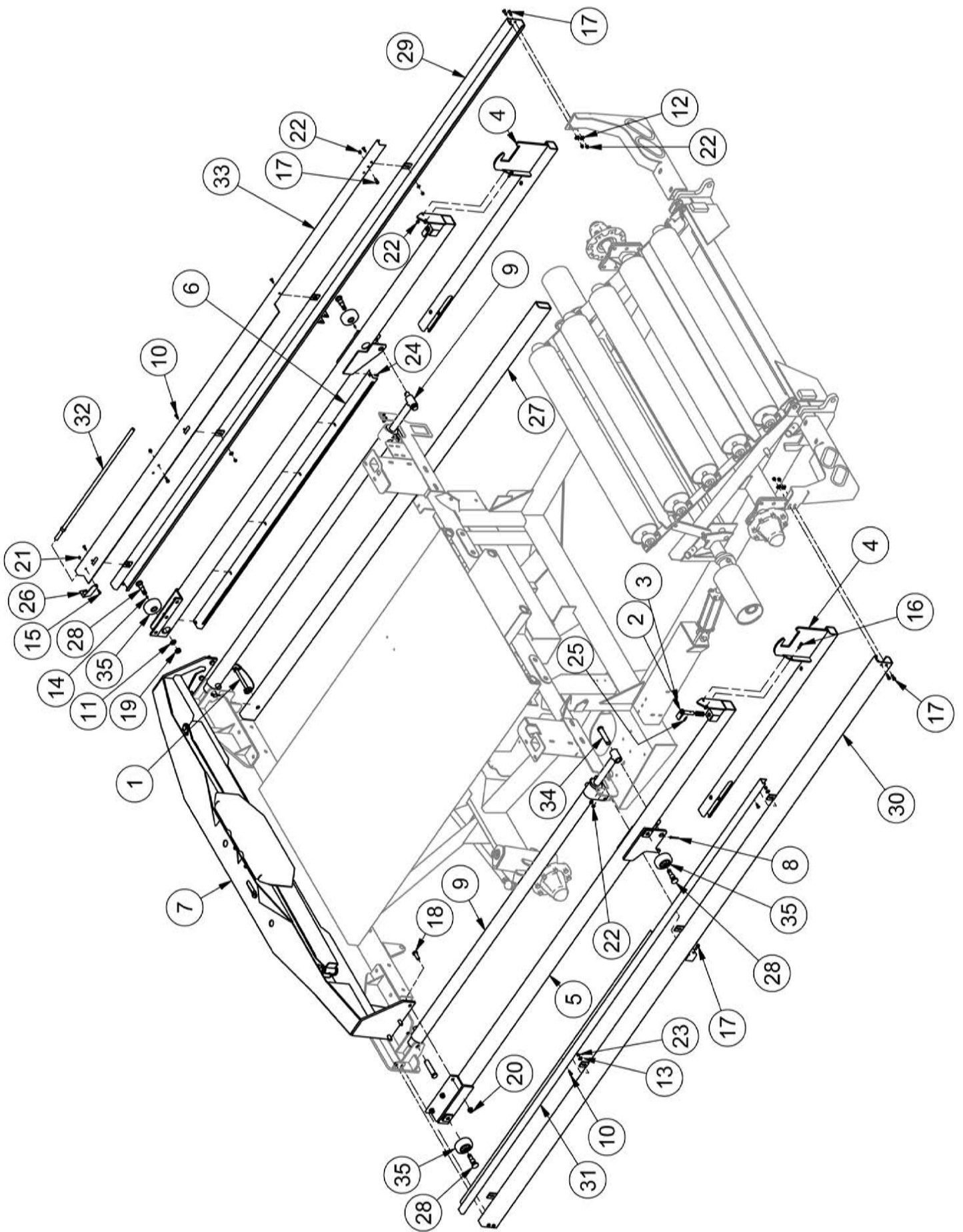
Bale Saddles



Bale Saddles

ITEM	QTY	PART NUMBER	DESCRIPTION
1	3	25680	Linch Pin 3/16 X 1.5
2	2	CB 3/8-16 X3.5 Z5	Carriage Bolt - 3/8-16 x 3 1/2" Grade 5 Zinc
3	1	FW 9/16	Flatwasher - 9/16" Zinc Plated USS
4	2	GR 1/4 X 28	Grease Fitting 1/4-28 Straight Standard Zerk
5	2	HB 1/2-13X1 Z5	Hex Bolt 1/2-13x1 Grade 5 Zinc Plated Hex Cap Screw
6	1	HB 1/2-13X1.25 Z5	Hex Bolt 1/2-13x1 1/4 Grade 5 Zinc Plated Hex Cap Screw
7	2	HB 1/2-13X4 Z5	Hex Bolt 1/2-13x4 Grade 5 Zinc Plated Hex Cap Screw
8	4	HB 5/8-11X6 Z5	Hex Bolt 5/8-11x6 Grade 5 Zinc Plated Hex Cap Screw
9	3	LN 1/2 N	LN 1/2-13 Zinc Plated Nylon Insert Lock Nut
10	2	LN 3/8 N	LN 3/8-16 Zinc Plated Nylon Insert Lock Nut
11	4	LN 5/8 N	LN 5/8-11 Zinc Plated Nylon Insert Lock Nut
12	2	LW 1/2	LW - 1/2" Zinc Plated Medium Split
13	4	MS #10X24X1.75	Machine Screw - (Inch)
14	2	RP 5/32 x 1	Pin - Roll Pin 3/16 x 1
15	2	T5502251	CRS 1 1/2 1045
16	2	T6502119	Center Spear
17	2	T65021191	Center Spear Handle
18	1	32634	ECV Bale Trigger Switch
19	1	TL5X2-301-142	Trigger
20	1	TL6X2-101-140	Left Bale Saddle
21	1	TL6X2-101-141	Right Bale Saddle
22	2	TL6X2-101-147	Rear Saddle Pin
23	2	TL6X2-101-148	C2464-267-0889 Compression Spring
24	1	TL109-100-359	Riser Handle
25	1	TL109-100-359M	Riser Handle
26	1	TL500-100-062	Extension Spring (Trigger)
27	2	TL550-200-104	Front Bale Saddle Pin
28	1	TL553900	Trigger Switch

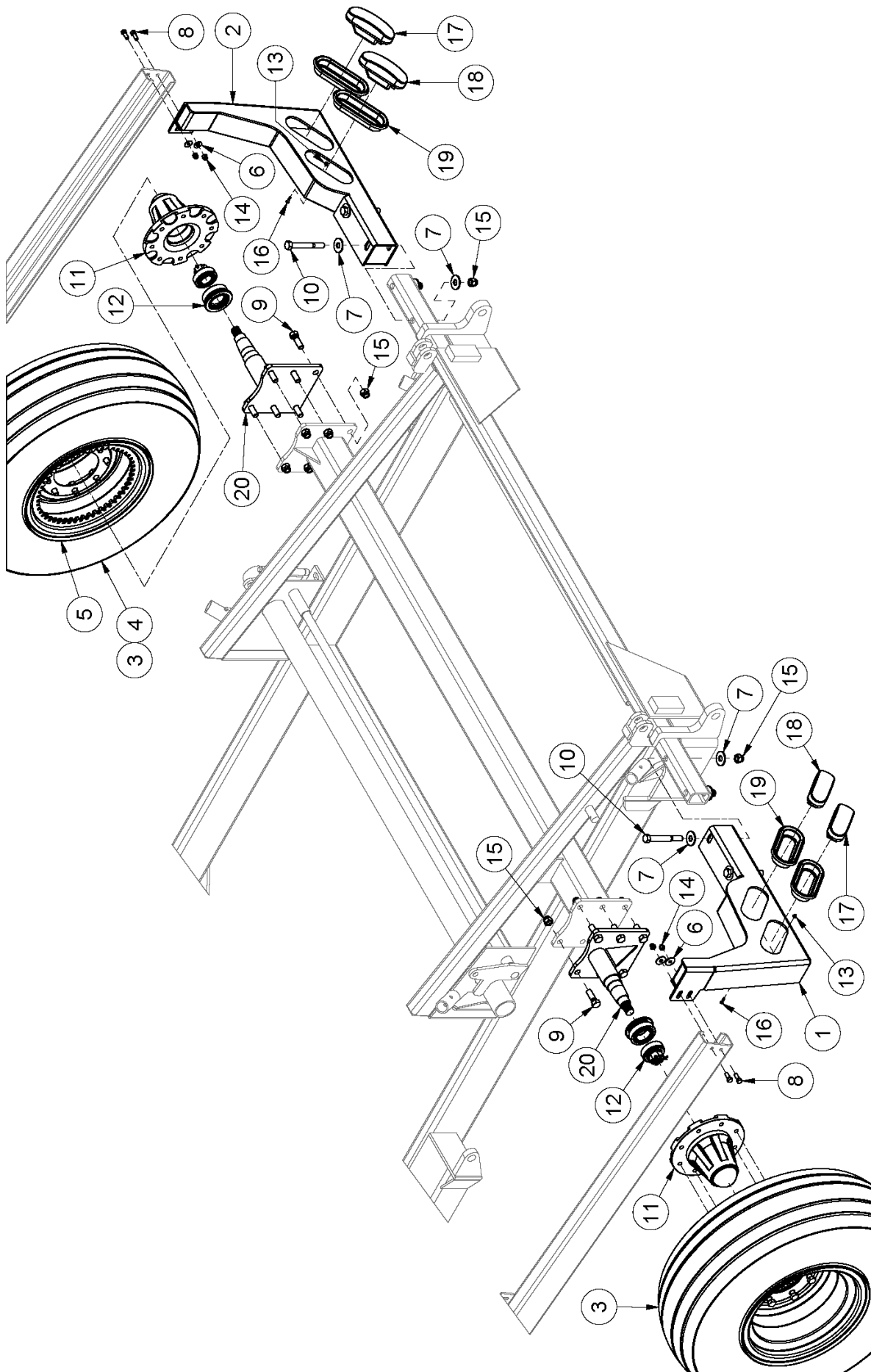
Side Rails



Side Rails

ITEM	QTY	PART NUMBER	DESCRIPTION	NOTE
1	1	25522	Hitch Pin 5/8 X 6.5	
2	2	27230	Push-Off Latch Pin	
3	2	27566	Last Pushoff Spring Pin	
4	2	31397	Left Pushoff	
5	1	31398	Left Side Ram Tube	
6	1	31710	Speed Sensor Guide	
7	1	36048	Complete Ram	
8	4	CP.188 X 2	3-16 x 2.25 Cotter Pin, Brass	
9	2	CYL 550-100-043	Ram Cylinder - 2.5" X 78"	
10	8	FHSCS5/16-18X1	Hex Bolt - 5/16"-18 x 1" Flat Socket Cap Screw	
11	4	FW 3/4	Flatwasher - 3/4" Zinc Plated USS	
12	8	FW 3/8	Flatwasher - 3/8" Zinc Plated USS	
13	10	FW 5/16	Flatwasher - 5/16" Zinc Plated USS	
14	4	GR 1/4 X 28	Grease Fitting 1/4-28 Straight Standard Zerk	
15	1	HB1/4-20X0.75Z5	Hex Bolt 1/4-20x3/4 Grade 5 Zinc Plated Hex Cap Screw	
16	4	HB3/8-16X1.25Z5	Hex Bolt 3/8-16x1 1/4 Grade 5 Zinc Plated Hex Cap Screw	
17	20	HB3/8-16X1Z5	Hex Bolt 3/8-16x1 Grade 5 Zinc Plated Hex Cap Screw	
18	6	HB5/8-18X1.75YZ8	Hex Bolt 5/8-18x1 3/4 Grade 8 Zinc Hex Cap Screw	
19	4	HNJ3/4-16	Hex Nut - 3/4-16 Zinc Plated Hex Jam Nut	
20	6	LN 5/8 F	Center Locknuts (5/8-18) 2-Way Fine Thread	
21	1	LN1/4-20NCZ5	LN 1/4-20 Zinc Plated Nylon Insert Lock Nut	
22	26	LN3/8-16NCZ5	LN 3/8-16 Zinc Plated Nylon Insert Lock Nut	
23	10	LN5/16-18NCZ5	LN 5/16-18 Zinc Plated Nylon Insert Lock Nut	
24	6	MS 1/4 X 0.75 SDS	Machine Screw - 1/4 x 3/4 Self Drilling Screw Zinc	
25	2	RP 1/4 x 1	Pin - Roll Pin 1/4 x 1	
26	1	T6502445	Riser Handle Latch	
27	1	T65024581	Last Pushoff Tube	
28	4	TL5X2-301-156	Ram Wheel Axle	
29	1	TL5X2-301-170	Right Side Rail	
30	1	TL5X2-301-171	Left Side Rail	
31	1	TL5X2-301-176	Left Guard Track	
32	1	TL109-100-361	Riser Handle	
33	1	TL109-100-362	Right Guard	
34	4	TL550-100-042	Ram Cylinder Pin	
35	4	TLWHEEL0205	Ram Rail Wheel	

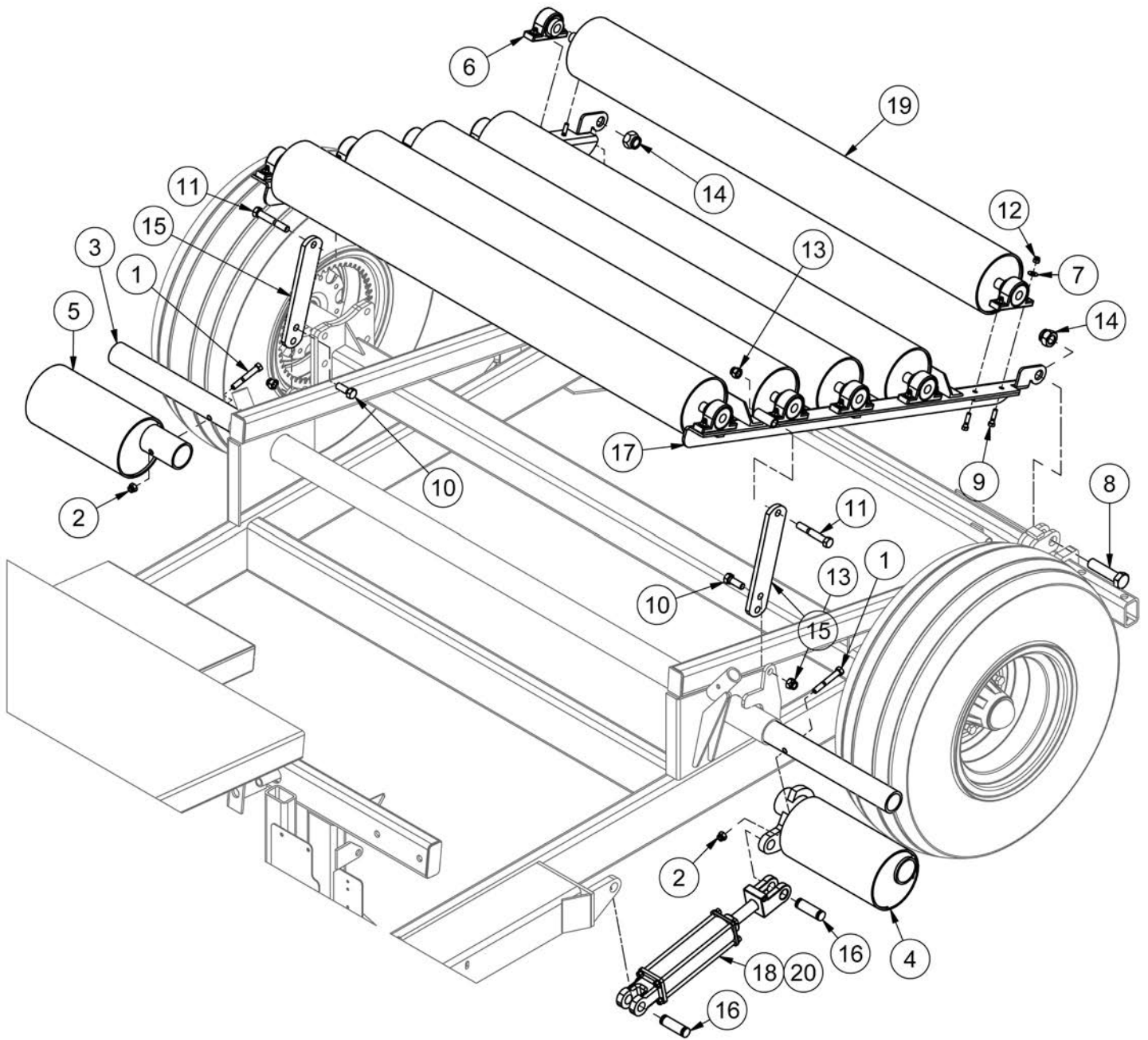
Rear Axles & Light Brackets



Rear Axles & Light Brackets

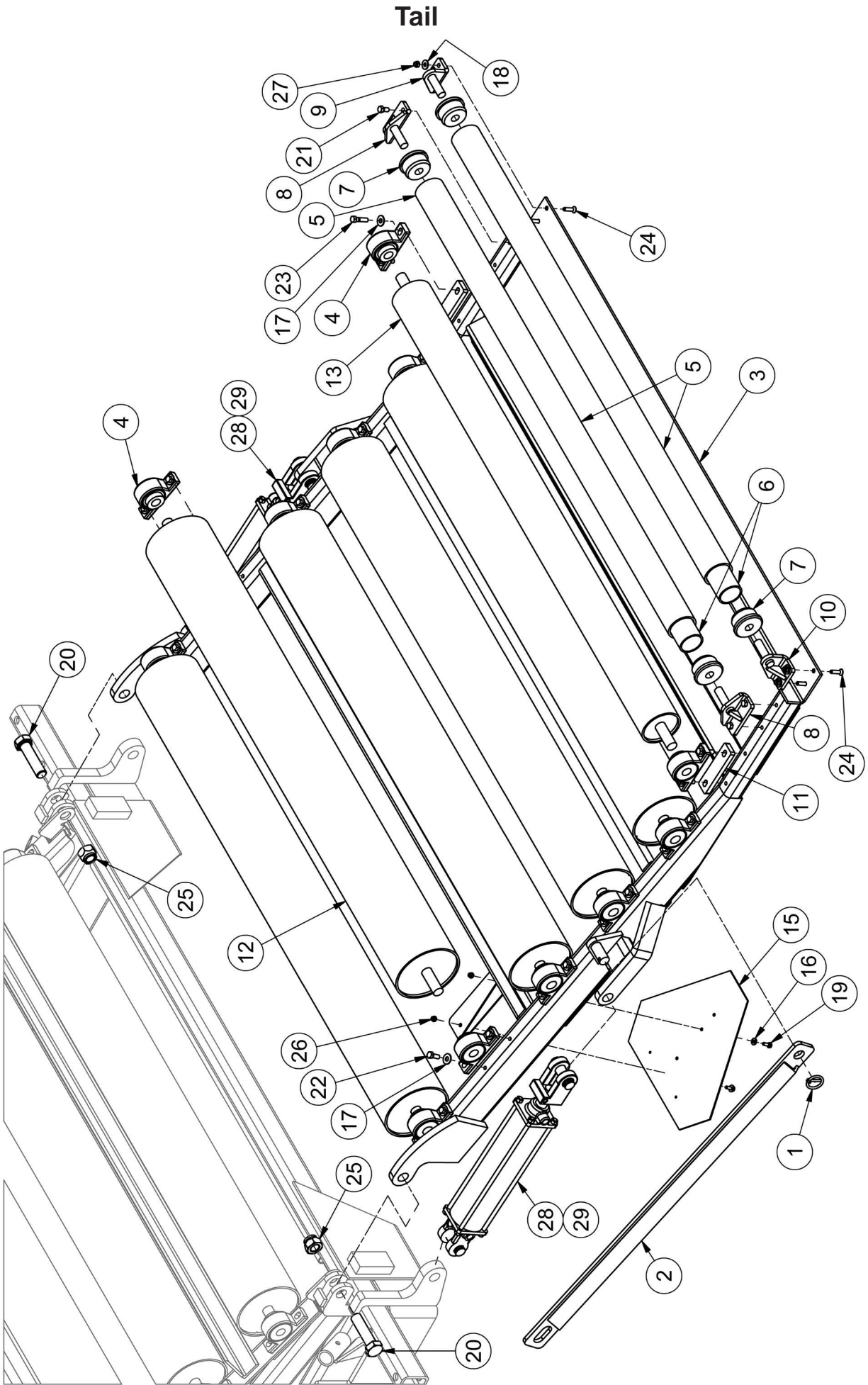
ITEM	QTY	PART NUMBER	DESCRIPTION
1	1	28560	Left Light Bracket
2	1	28560M	Right Light Bracket
3	2	46871	12.5x15x12 Power Drive Wheel Asm
4	1	WHE TI12.5-15-12	Tire Only - 12.5-15-12 Hi Series
5	1	36200	Drive Wheel w/ Gear
6	4	FW 3/8	Flatwasher - 3/8" Zinc Plated USS
7	8	FW 5/8	Flatwasher - 5/8" Zinc Plated USS
8	4	HB 3/8-16X1 Z5	Hex Bolt 3/8-16x1 Grade 5 Zinc Plated Hex Cap Screw
9	12	HB 5/8-11X2 Z5	Hex Bolt 5/8-11x2 Grade 5 Zinc Plated Hex Cap Screw
10	4	HB 5/8-11X5 Z5	Hex Bolt 5/8-11x5 Grade 5 Zinc Plated Hex Cap Screw
11	2	HUB 6500	6500 Hub c/w Parts
12	2	HUB 6500-CCS	Complete Bearing and Seals
13	2	LN #10 N	LN 3/16-24 Zinc Plated Nylon Insert Lock Nut
14	4	LN 3/8 N	LN 3/8-16 Zinc Plated Nylon Insert Lock Nut
15	16	LN 5/8 N	LN 5/8-11 Zinc Plated Nylon Insert Lock Nut
16	2	MS #10X24X0.75	Machine Screw - (Inch)
17	2	TL5X2-500-137	Red Brake Light
18	2	TL5X2-500-138	Amber Light
19	4	TL5X2-500-136	Light Mount Grommet
20	2	TL650-200-001	6500 Rear Spindle Weldment

Roller Bed & Brake



Roller Bed & Brake

ITEM	QTY	PART NUMBER	DESCRIPTION
1	1	HB 1/2-13X3.5 Z5	Hex Bolt 1/2-13x3 1/2 Grade 5 Zinc Plated Hex Cap Screw
2	1	LN 1/2 N	LN 1/2-13 Zinc Plated Nylon Insert Lock Nut
3	1	TL650-100-028	Rocker Tube
4	1	TL650-100-029	Left Brake Eccentric
5	1	TL650-100-030	Right Brake Eccentric
6	10	BEA P205-16-1	Pillow Block Bearing 1"- BEA SBP205-16-1
7	20	FW 3/8	Flatwasher - 3/8" Zinc Plated USS
8	2	HB 1-8 X4 YZ8	Hex Bolt 1-8x4 Grade 8 Zinc Hex Cap Screw
9	20	HB 3/8-16X1.5 Z5	Hex Bolt 3/8-16x1 1/2 Grade 5 Zinc Plated Hex Cap Screw
10	2	HB 5/8-11X1.75 Z5	Hex Bolt 5/8-11x1 3/4 Grade 5 Zinc Plated Hex Cap Screw
11	2	HB 5/8-11X4 Z5	Hex Bolt 5/8-11x4 Grade 5 Zinc Plated Hex Cap Screw
12	20	LN 3/8 N	LN 3/8-16 Zinc Plated Nylon Insert Lock Nut
13	4	LN 5/8 N	LN 5/8-11 Zinc Plated Nylon Insert Lock Nut
14	2	LN 1 N	LN 1-8 Zinc Plated Nylon Insert Lock Nut
15	2	T65024601	Rear Riser Upper Plate
16	2	TL5X2-500-116	Cylinder Pin
17	1	TL6X2-100-007	Rear Riser
18	1	TL500-100-082	Hydraulic Cylinder
19	5	TL650-100-086	Large Roller
20	1	SK AGU251125-10	25 Series Cylinder Seal Kit



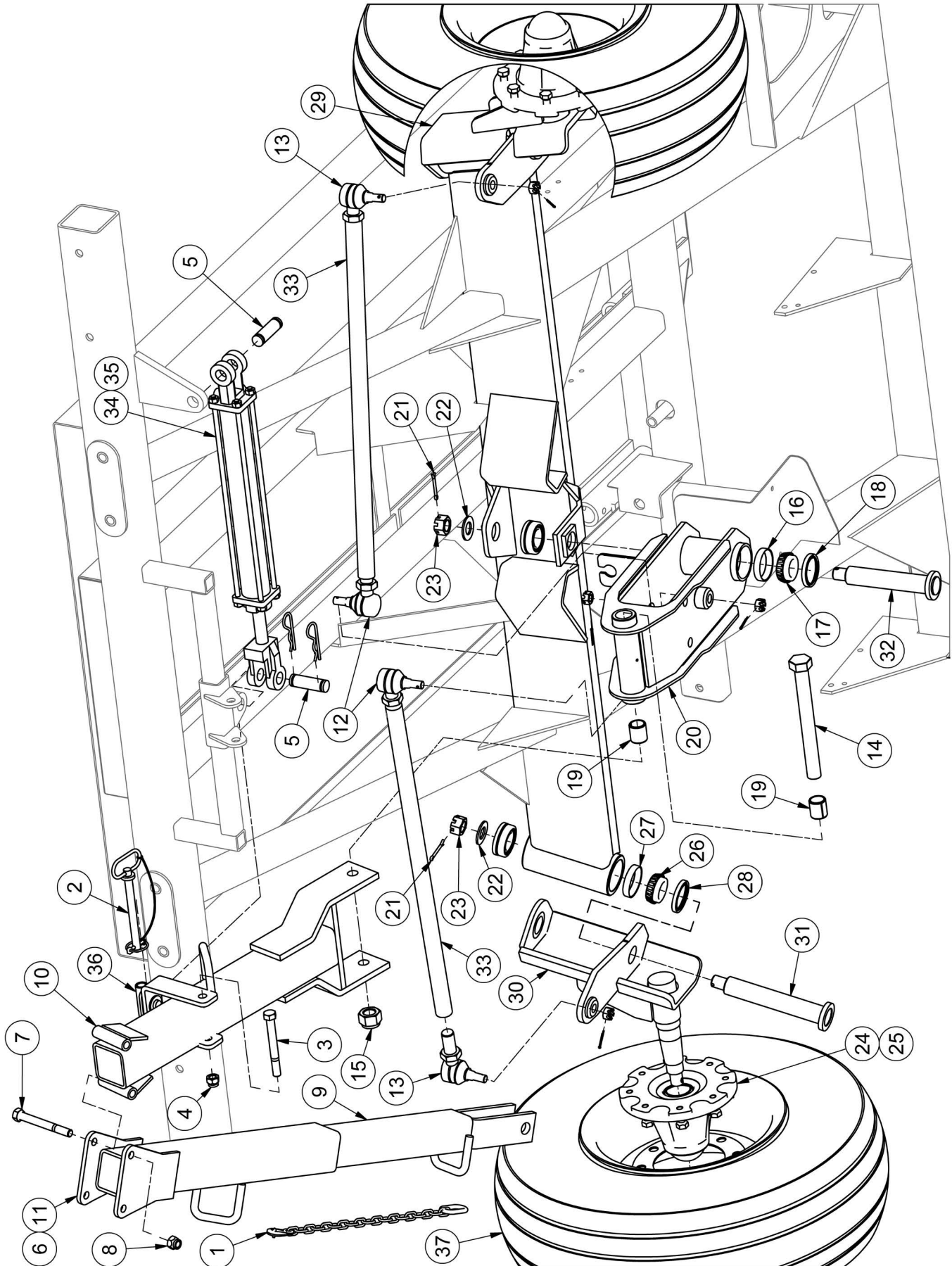
Tail

Tail

ITEM	QTY	PART NUMBER	DESCRIPTION
1	1	25680	Linch Pin 3/16 X 1.5
2	1	31973	6500 Tail Tie Bar
3	1	31679	6500 Powerjack Tail
4	10	BEA P205-16-1	Pillow Block Bearing 1"
5	2	T6502108	Small Roller
6	2	T65021081	Small Roller Stiffener
7	4	T650RL04	Small Roller Bearing
8	2	TL550-200-003	Small Roller Mount
9	1	TL550-200-004	Right Rear Small Roller Mount
10	1	TL550-200-005	Left Rear Small Roller Mount
11	2	TL551311	1/2" Spacer Plate
12	5	TL650-100-086	Large Roller
13	1	TL650-100-099	4" Roller
15	1	DESMV	Slow Moving Vehicle Sign
16	2	FW 1/4	Flatwasher - 1/4" Zinc Plated USS
17	24	FW 3/8	Flatwasher - 3/8" Zinc Plated USS
18	4	FW 5/16	Flatwasher - 5/16" Zinc Plated USS
19	2	HB 1/4-20X0.75 Z5	Hex Bolt 1/4-20x3/4 Grade 5 Zinc Plated Hex Cap Screw
20	2	HB 1-8 X4 YZ8	Hex Bolt 1-8x4 Grade 8 Zinc Hex Cap Screw
21	4	HB 3/8-16X0.75 Z5	Hex Bolt 3/8-16x3/4 Grade 5 Zinc Plated Hex Cap Screw
22	20	HB 3/8-16X1 Z5	Hex Bolt 3/8-16x1 Grade 5 Zinc Plated Hex Cap Screw
23	4	HB 3/8-16X1.5 Z5	Hex Bolt 3/8-16x1 1/2 Grade 5 Zinc Plated Hex Cap Screw
24	4	HB 5/16-18X1.25 FHSCS	Hex Bolt - 5/16"-18 x 1 1/4" Flat Socket Cap Screw
25	2	LN 1 N	LN 1-8 Zinc Plated Nylon Insert Lock Nut
26	2	LN 1/4 N	LN 1/4-20 Zinc Plated Nylon Insert Lock Nut
27	4	LN 5/16 N	LN 5/16-18 Zinc Plated Nylon Insert Lock Nut
28	2	TL599-100-107	3 X 12 Hydraulic Cylinder
29	2	SK AGU301250-10	Seal Kit (Cylinder 3.0")

Steering

*When ordering tie rod ends check if you need a left hand or right hand thread.
Tie rods require both a left and right hand thread.



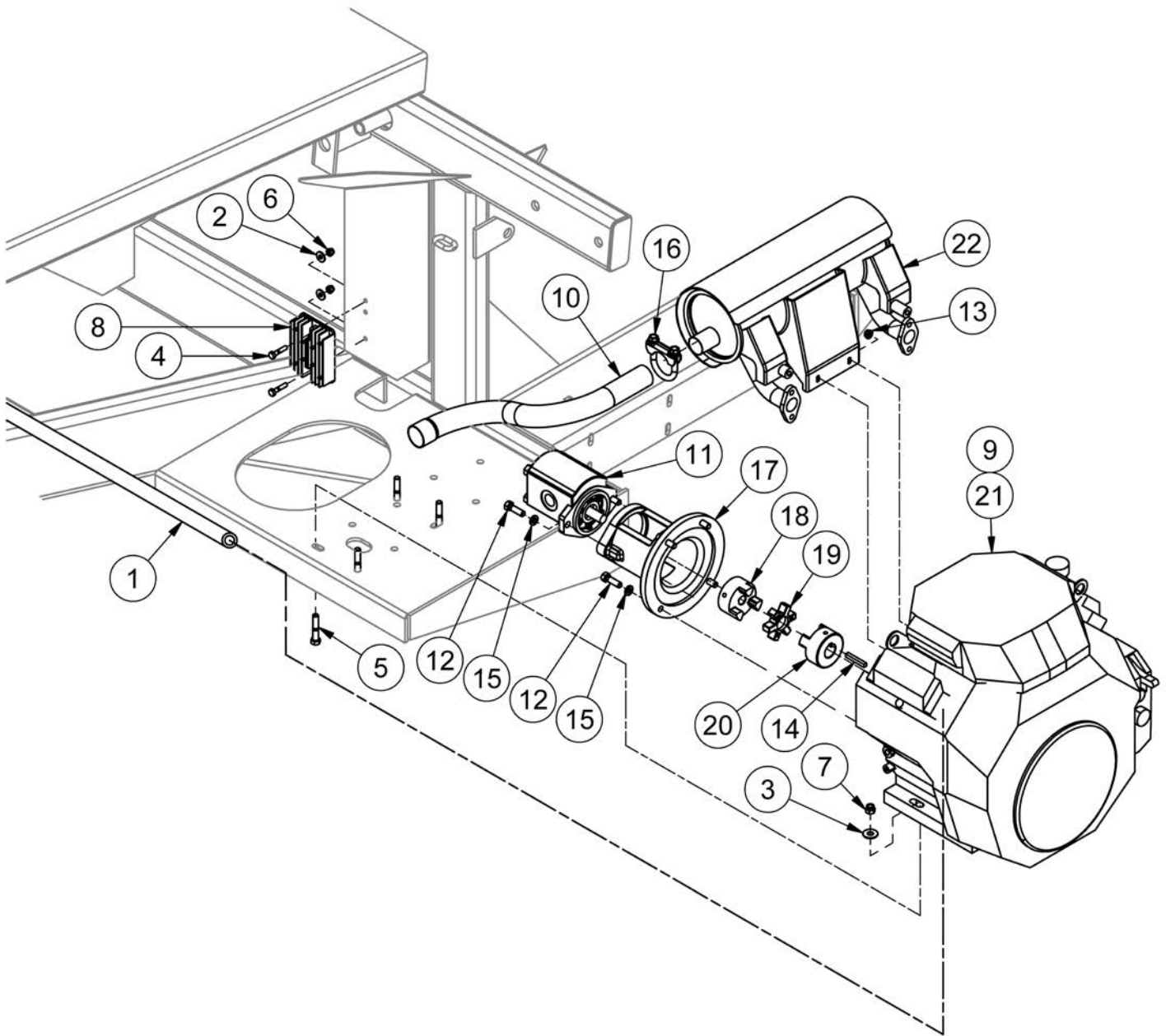
Steering

*When ordering tie rod ends check if you need a left hand or right hand thread.
Tie rods require both a left and right hand thread.

ITEM	QTY	PART NUMBER	DESCRIPTION
1	1	25261	Safety Chain 10000 # 59"
2	1	25522	Hitch Pin 5/8 X 6.5
3	1	HB 5/8-11X5.5 Z5	Hex Bolt 5/8-11x5 1/2 Grade 5 Zinc Plated Hex Cap Screw
4	1	LN 5/8 N	LN 5/8-11 Zinc Plated Nylon Insert Lock Nut
5	2	TL5X2-500-116	Cylinder Pin
6	1	TL6X2-100-051	Tongue
7	1	HB 5/8-11X5.5 Z5	Hex Bolt 5/8-11x5 1/2 Grade 5 Zinc Plated Hex Cap Screw
8	1	LN 5/8 N	LN 5/8-11 Zinc Plated Nylon Insert Lock Nut
9	1	TL6X2-100-053	Sliding Tongue
10	1	TL6X2-101-051	Main Tongue
11	1	TL6X2-101-052	Swinging Tongue
12	2	TL550-111-006	Tie Rod End RH Thread
13	2	TL550-111-007	Tie Rod End LH Thread
14	1	HB1.0-8X8.0CZ5	1"-8 x 8" Grade 5 Zinc Finish Hex Cap Screw
15	1	LN1-8TCZ5	1"-8 Grade 5 Zinc Finish Steel Top Lock Nut
16	2	TL550-111-009	Tongue Bracket Timkin Cup
17	2	TL550-111-010	Tongue Bracket Timkin Bearing
18	2	TL550-111-011	Tongue Bracket Seal
19	2	TL650-111-064	Tongue Bracket Bushing
20	1	TL650-221-083	Tongue Bracket Assembly
21	3	CP 3/16 X 2.0	Pin, Cotter - 3/16" X 2.0"
22	3	FW 1.0	Flatwasher - 1" Zinc Plated USS
23	3	HNC1.0-12FB5	1-12 Grade 5 Plain Castle Nut
24	2	HUB 6500	6500 Hub c/w Parts
25	2	HUB 6500-CCS	Complete Bearing and Seals for HUB6500
26	2	TL550-200-080	Spindle Bearing Timkin Cone
27	2	TL550-200-081	Spindle Bearing Timkin Cup
28	2	TL550-200-082	Spindle Bearing Seal
29	1	TL650-100-083	Left Side Spindle Assembly
30	1	TL650-100-084	Right Side Spindle Assembly
31	2	TL650-100-085	Spindle Pin
32	1	TL650-221-055	Tongue Bracket Pin
33	2	TL650-221-082	Tie Rod (32")
34	1	TL500-100-103	Hydraulic Cylinder, 2 x 16
35	1	SK AGU201125-10	Seal Kit - 2" Kinecor Cylinder
36	1	TL650-100-160	Tongue Holder
37	2	WHE 12.5X15X12	12.5 x 15 12 Ply HS Includes Rim

Section 2: Engine

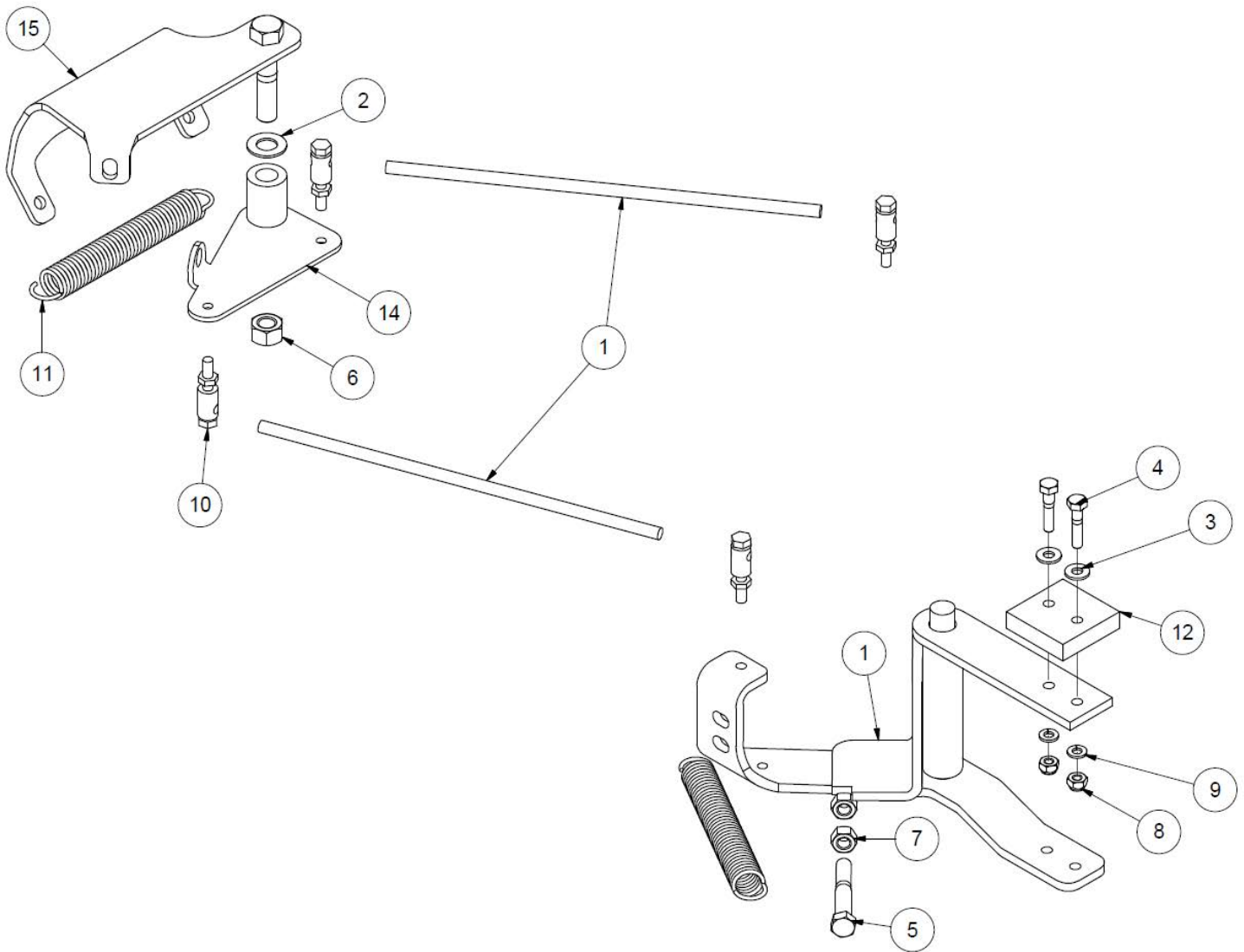
Engine - 20hp Honda



Engine - 20hp Honda

ITEM	QTY	PART NUMBER	DESCRIPTION	NOTE
1	1	40957	Long Fuel Line	
2	2	FW 1/4	Flatwasher - 1/4" Zinc Plated USS	
3	4	FW 3/8	Flatwasher - 3/8" Zinc Plated USS	
4	2	HB1/4-20X1.25Z5	Hex Bolt 1/4-20x1 1/4 Grade 5 Zinc Plated Hex Cap Screw	
5	4	HB3/8-16X2Z5	Hex Bolt 3/8-16x2 Grade 5 Zinc Plated Hex Cap Screw	
6	2	LN1/4-20NCZ5	LN 1/4-20 Zinc Plated Nylon Insert Lock Nut	
7	4	LN3/8-16NCZ5	LN 3/8-16 Zinc Plated Nylon Insert Lock Nut	
8	1	TL31750-Z2E-803	Rectifier Honda, GX630 20HP	
9	1	TL20HP16GPM	20 HP Honda Engine w/ 16GPM Pump	
10	1	36945	20hp Muffler Pipe	Incl Items 11-20
11	1	45471	16GPM Hydraulic Pump	
12	6	HB3/8-16X1.25Z5	Hex Bolt 3/8-16x1 1/4 Grade 5 Zinc Plated Hex Cap Screw	
13	3	HNC1/4	Serrated Hex Nut	
14	1	KS40960	Key .25 x 1.75	
15	6	LW 3/8	LW - 3/8" Zinc Plated Medium Split	
16	1	MC 1 1/2	Muffler Clamp 1 1/2" Pipe (MC7112)	
17	1	TL500-100-182	Adapter, Engine to Pump	
18	1	TL500-100-183	Lovejoy Coupling Pump Side	
19	1	TL500-100-184	Coupling Spacer	
20	1	TL500-100-185	Love Joy Coupling Engine Side	
21	1	TL6X2-100-200	20 HP Honda Engine	
22	1	TLVHRM6	Muffler	

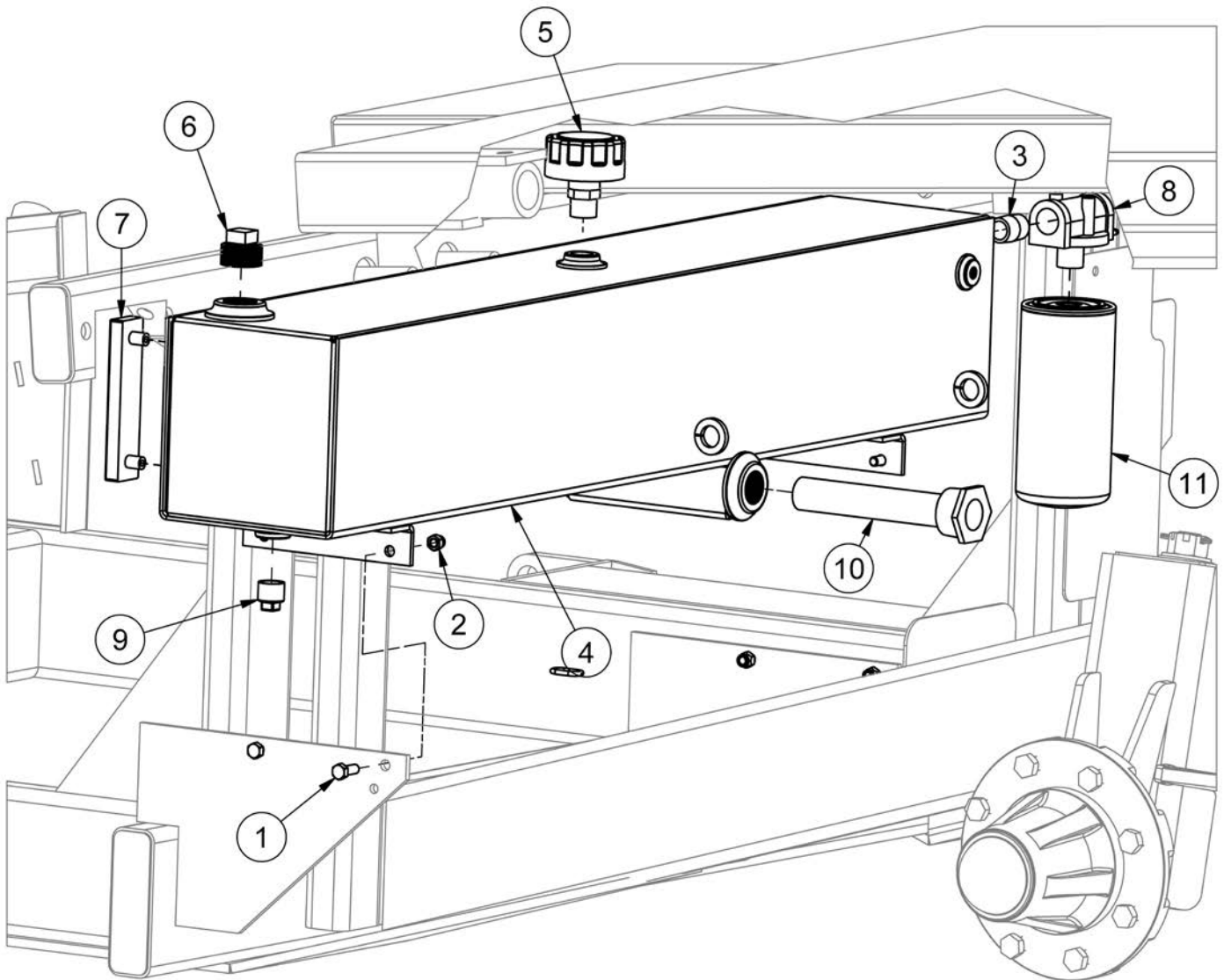
20hp Throttle Linkage



ITEM	QTY	PART NUMBER	DESCRIPTION
1	2	25715	20 HP Rod
2	1	FW 1/2	Flatwasher - 1/2" Zinc Plated USS
3	2	FW 1/4	Flatwasher - 1/4" Zinc Plated USS
4	2	HB1/4-20X1.1/4CZ5	1/4"-20 x 1-1/4" Grade 5 Zinc Finish Hex Cap Screw
5	1	HB3/8-16X2.1/2CZ5	3/8"-16 x 2-1/2" Grade 5 Zinc Finish Hex Cap Screw
6	1	HN1/2-13CZ5	1/2"-13 Zinc Finish Grade 5 Finished Hex Nut
7	1	HN3/8-16CZ5	3/8"-16 Zinc Finish Grade 5 Finished Hex Nut
8	2	LN1/4-20TCZ5	1/4"-20 Grade C Zinc Finish Steel Top Lock Nut
9	2	LW 1/4	Lockwasher - 1/4" Zinc Plated Medium Split
10	4	TL550-100-067	Linkage Pivot
11	2	TL550-100-069	Throttle Spring
12	1	TL5X2-100-232	Striker Block
13	1	TL5X2-500-154	Main Link
14	1	TL5X2-500-156	20 HP Swing Link
15	1	TL6X2-120-001	20 HP Engine Throttle Base

Section 3: Hydraulics

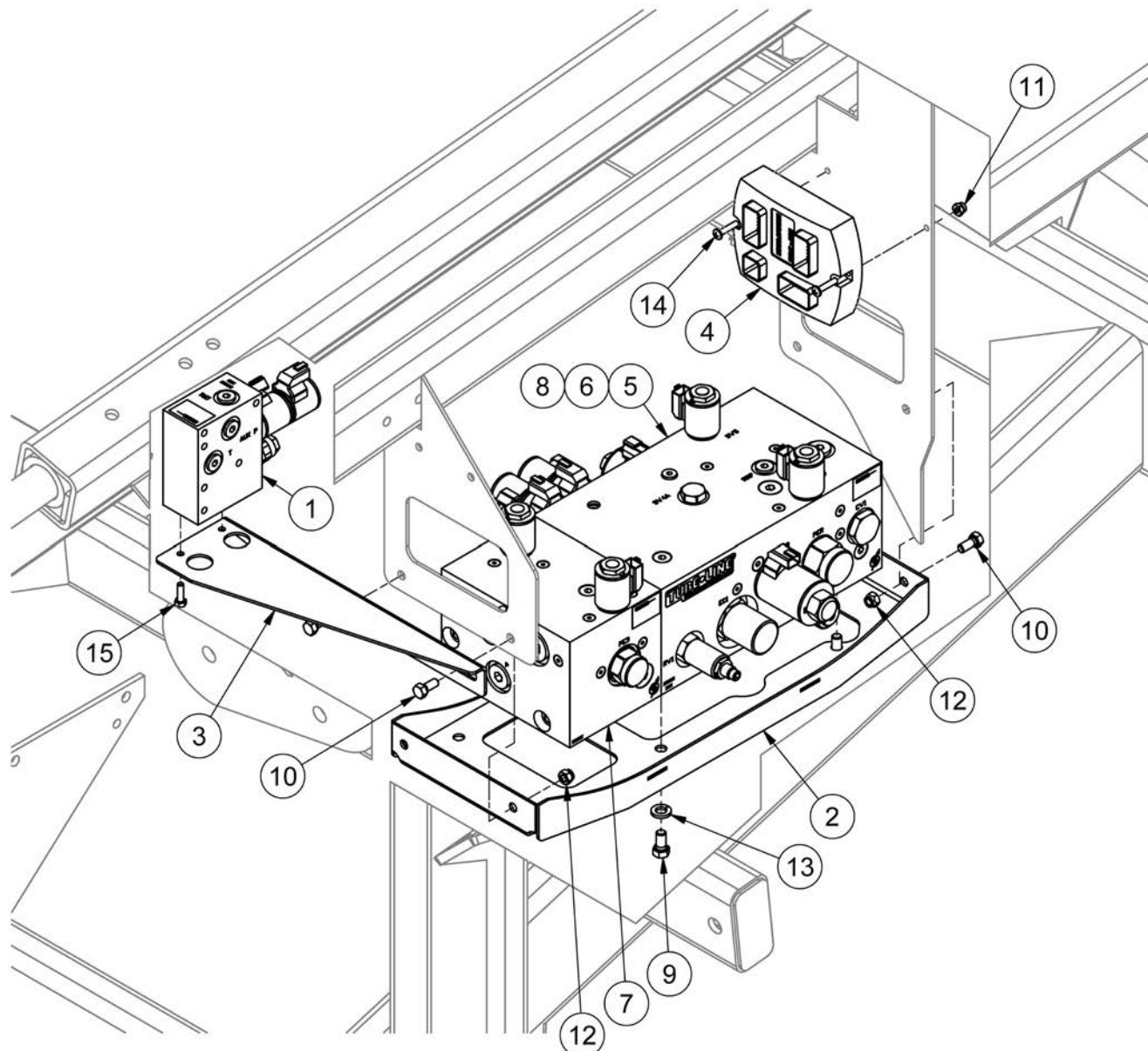
Hydraulic Oil Tank



ITEM	QTY	PART NUMBER	DESCRIPTION
1	4	HB3/8-16X1Z5	Hex Bolt 3/8-16x1 Gr. 5 Zinc Plated Hex Cap Screw
2	4	LN3/8-16NCZ5	LN 3/8-16 Zinc Plated Nylon Insert Lock Nut
3	1	PI 3/4 CLOSE NIPPLE	Close Nipple SCH 80 3/4
4	1	TL5X2-100-190	Hydraulic Oil Tank
5	1	TL500-100-169	Breather Cap
6	1	TL500-100-170	Filter Plug
7	1	TL500-100-171	Sight Gauge
8	1	TL500-100-172	Filter Base
9	1	TL500-100-174	3/4 Magnetic Plug
10	1	TL500-100-175	Suction Strainer
11	1	VAL HEK44-20.180	ECV Hydraulic Filter

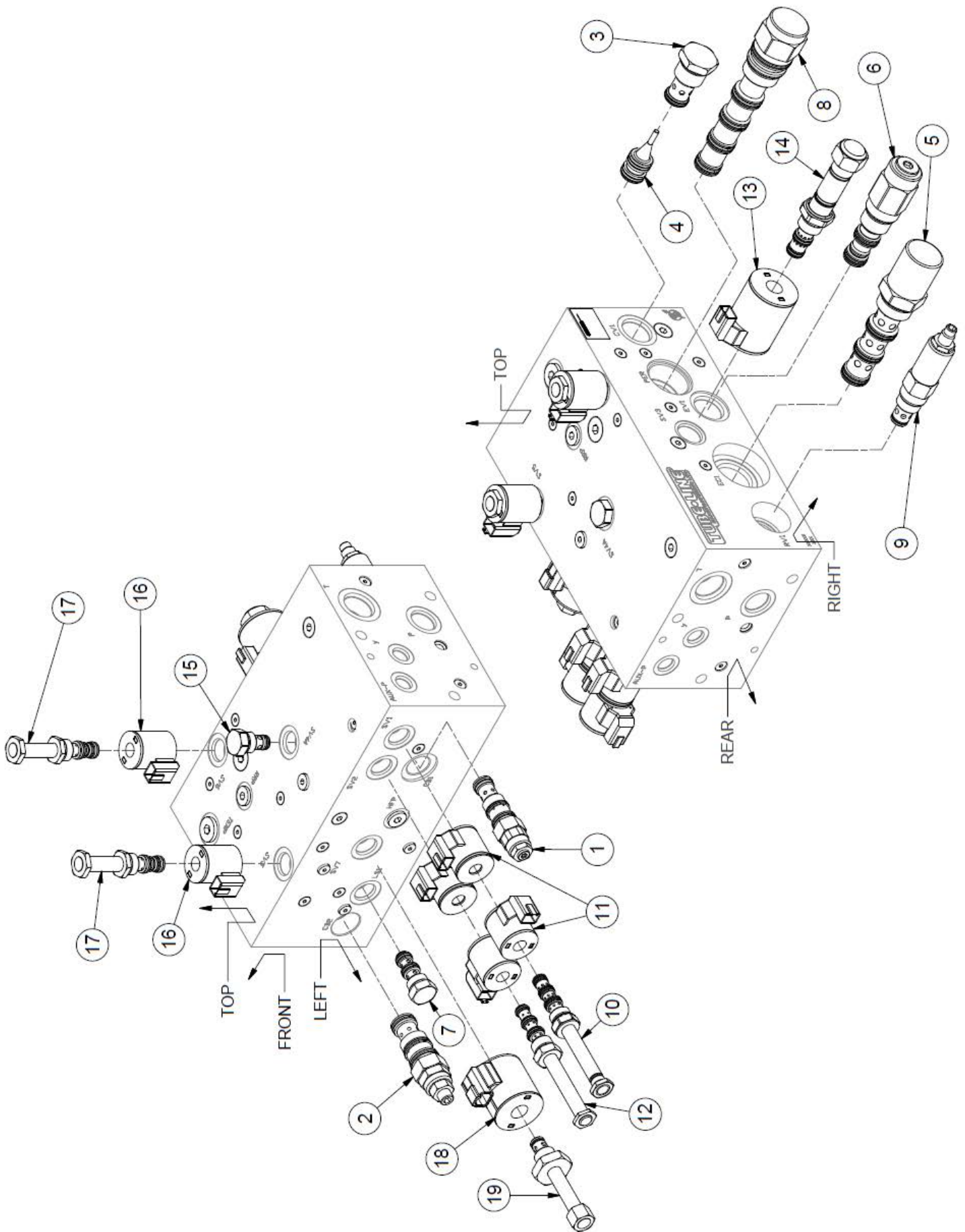
Oil in Unit: AW32 SAE10 Hydraulic Oil

Hydraulic Manifold Mount



ITEM	QTY	PART NUMBER	DESCRIPTION	NOTE
1	1	32653	ECV Brake Manifold	
2	1	33384	ECV Valve Mount	
3	1	36041	Brake Manifold Mount	
4	1	ECU 2415	Valve Controller	
5	1	VAL 32620	ECV Balewrapper Manifold with Powerdrive	See Pg.3-4 Inc Items 6-8
6	1	30298	ECV Balewrapper Main Manifold Block	
7	1	30299	ECV Balewrapper Power Drive Block	Req. Powerdrive Option
8	1	SK1031DBSK	Seal Kit - Main ECV Manifold	
9	4	HB3/8-16X0.75Z5	Hex Bolt 3/8-16x3/4 Grade 5 Zinc Plated Hex Cap Screw	
10	4	HB5/16-18X0.75Z5	Hex Bolt 5/16-18x3/4 Grade 5 Zinc Plated Hex Cap Screw	
11	2	LN#12-24NCZ5	LN 3/16-24 Zinc Plated Nylon Insert Lock Nut	
12	4	LN5/16-18NCZ5	LN 5/16-18 Zinc Plated Nylon Insert Lock Nut	
13	4	LW 7/16	LW - 7/16" Zinc Plated Medium Split	
14	2	MS #12X24X1	Machine Screw - (Inch)	
15	2	M6X20X1	Metric Bolt	

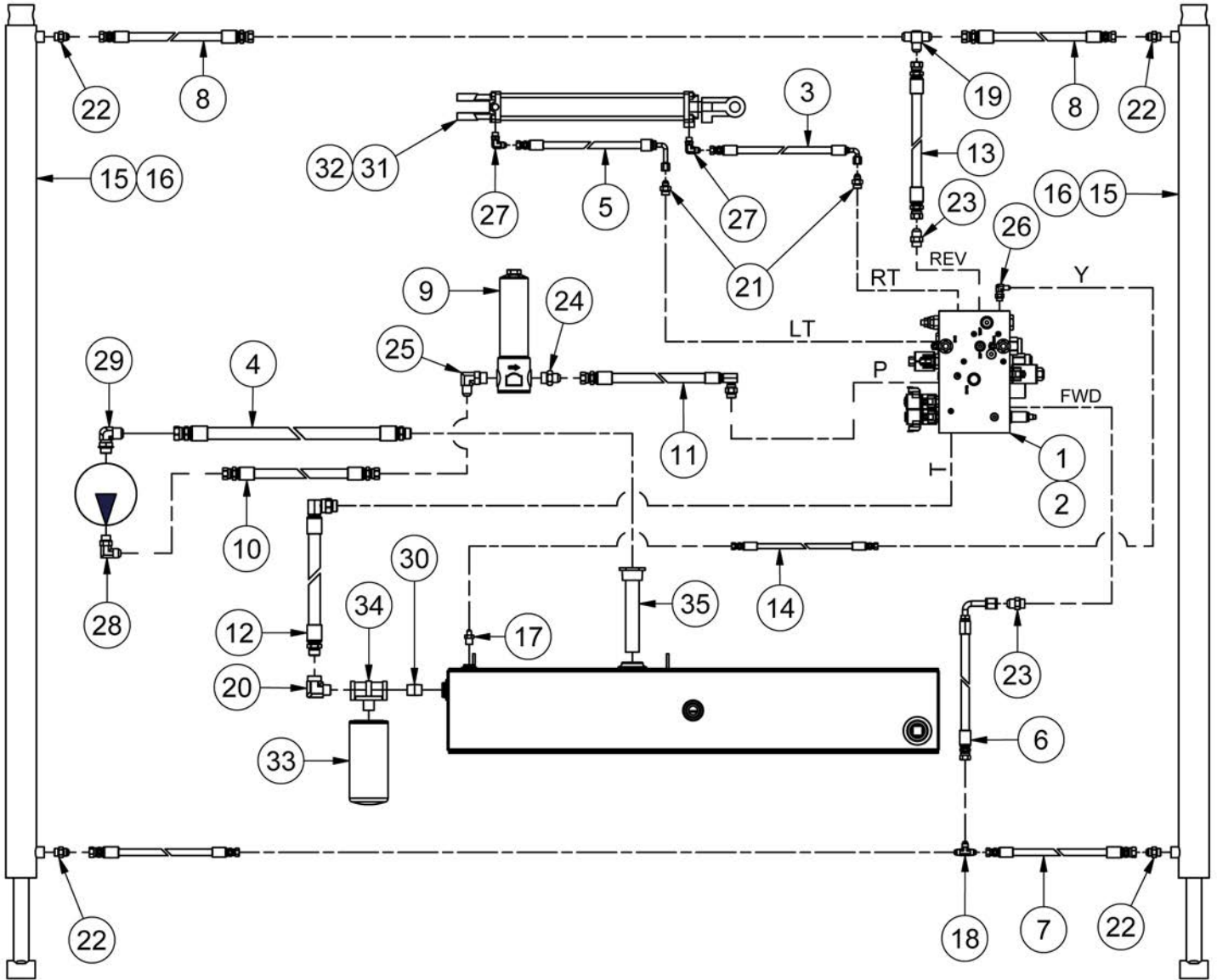
Hydraulic Manifold Valves



Hydraulic Manifold Valves

ITEM	QTY	PORT	PART NUMBER	DESCRIPTION	FUNCTION	FPS NUMBER
1	1	CB1	40981	Counter Balance Valve	Bed	3125011
2	1	CB2	43664	Counter Balance Valve	Ram FWD	3125031.05
3	1	CV1	43667	Check Valve	Ram REV	2115001.25
4	1	CV1	43668	Pilot Piston	Ram REV Pilot	2190044
5	1	EC1	43626	Cartridge Logic Valve		2115287.15
6	1	EV1	43625	Cartridge Logic Valve		2115048.16
7	1	LS1	43627	Shuttle Valve		2115042
8	1	PER	43665	Directional Valve	Ram FWD/REV	2115168.K
9	1	RV1	43663	Relief Valve	Main Relief	2125000.3
10	1	SV1	43669	Solenoid Valve	Steering	2110073.C
11	4	SV1, SV2	43629	12V DC Solenoid Valve Coil		2135075
12	1	SV2	32664	Solenoid Valve	Bed	2110015.E
13	1	SV3	43660	12V DC Solenoid Valve Coil	Hoop	2135144
14	1	SV3	43661	Pilot Flow Control Solenoid Valve	Hoop	2120130.A
15	1	SV4A	43662	Flow Control Valve	Hoop Anti-Creep	2120195
16	2	SV5,SV6	43628	12V DC Solenoid Valve Coil		2135048
17	2	SV5,SV6	43666	Pilot Reducing Solenoid Valve	Ram FWD/REV	2125107
18	1	SV7	43670	12V DC Solenoid Valve Coil	System Pressure	2135049
19	1	SV7	38784	Pilot Relief Solenoid Valve	System Pressure	2125025.B

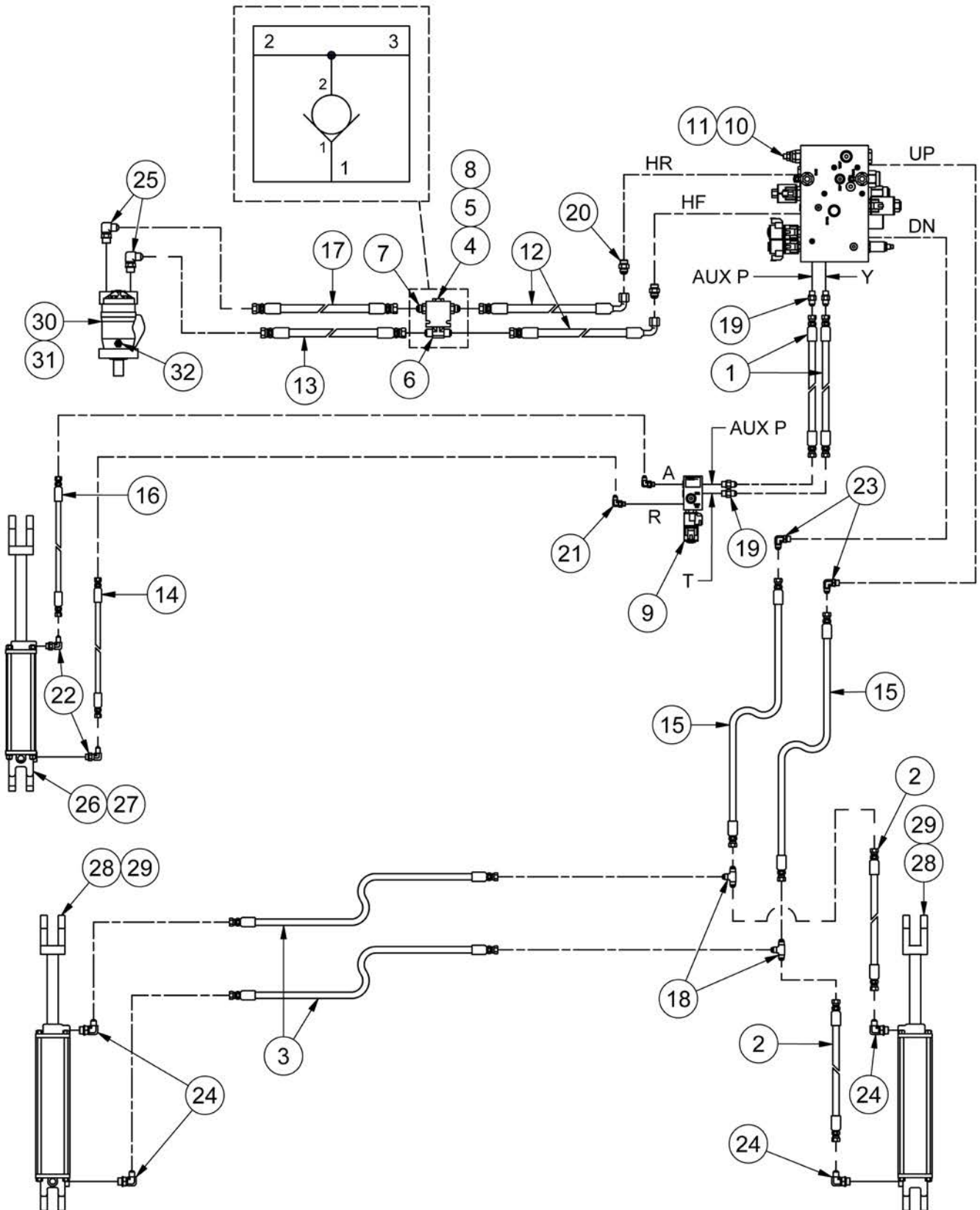
Front Circuits



Front Circuits

ITEM	QTY	PART NUMBER	DESCRIPTION	NOTE
1	1	30298	ECV Balewrapper Main Manifold Block	
2	1	SK1031DBSK	Seal Kit - Main ECV Manifold	
3	1	31775	HH78-6AT1(6FJX90S,6FJX) HCL 78"	
4	1	31779	HH40-12G4H(12MP,12FJX) HCL40"	
5	1	32501	HH95-6AT1(6FJX90L,6FJX) HCL 95"	
6	1	36027	Hose - HH 8AT1 (10FJX90L-8FJX) HCL 41"	
7	2	36030	Hose - HH 6AT1 (8FJX, 6FJX) HCL 53"	
8	2	36031	Hose - HH 8AT1 (8FJX,10FJX) HCL 53"	
9	1	41878	High Pressure Filter	
10	1	42760	Hose - HH16 - 10AT1(10FJX,10FJX) HCL 16"	
11	1	43100	Hose - HH48-10AT1(10MBX90,10FJX) HCL48.0"	
12	1	43101	Hose - HH36- 12G4H(12MP,12FJX) 36HCL	
13	1	46284	Hose - HH62"- 10ATI(10FJX-10FJX)62" HCL	
14	1	46285	Hose - HH33 4AT1 (4FJXH-4FJXH) HCL 33"	
15	2	CYL 550-100-043	Ram Cylinder - 2.5" X 78"	
16	2	SK P16-083S	Seal Kit 2.5" (Pneu-Hyd)	
17	1	HF 2404-4-6	Hyd. Fitting - Male JIC - Male Pipe	
18	1	HF 2603-6-6-6	Male JIC Tee	
19	1	HF 2603-10-10-10	Hyd. Fitting MJIC to MJIC to MJIC	
20	1	HF 5502-12-12	Hyd. Fitting - 90 Deg. Elbow 12-12	
21	2	HF 6400-6-8	Hyd Fitting -Male JIC - Male ORB	
22	4	HF 6400-8-8	Hydraulic Fitting - O-Ring to JIC Adapter	
23	2	HF 6400-10-10	Hydraulic Fitting - Male JIC - Male ORB	
24	1	HF 6400-10-12	Hydraulic Adapter - JIC to O-Ring	
25	1	HF 6801 10-12	Hyd. Fitting - 5/8" JIC X 3/4" SAE 90 Degree Elbow	
26	1	HF 6801-4-6	Hydraulic Fitting - Male JIC - Male Orb 90°	
27	2	HF 6801-6-6	Hydraulic Fitting - 90 Degree JIC to O-Ring	
28	1	HF 6801-10-10	Forged Fitting - 5/8" JIC X 5/8" SAE 90 Degree Elbow	
29	1	HF 6801-12-12	Forged Fitting - 3/4" JIC X 3/4" SAE 90° Elbow	
30	1	PI 3/4 CLOSE NIPPLE	Close Nipple SCH 80 3/4	
31	1	TL500-100-103	2 X 16 Hydraulic Cylinder	
32	1	SK AGU201125-10	Seal Kit - 2" Kinacor Cylinder	
33	1	VAL HEK44-20.180	ECV Hydraulic Filter	
34	1	VAL HF620	HF620.20-B17-NE-XA-NA-XB-NA Filter Base	
35	1	VAL TMT-10-NPT	TMT-10-NPT Strainer	

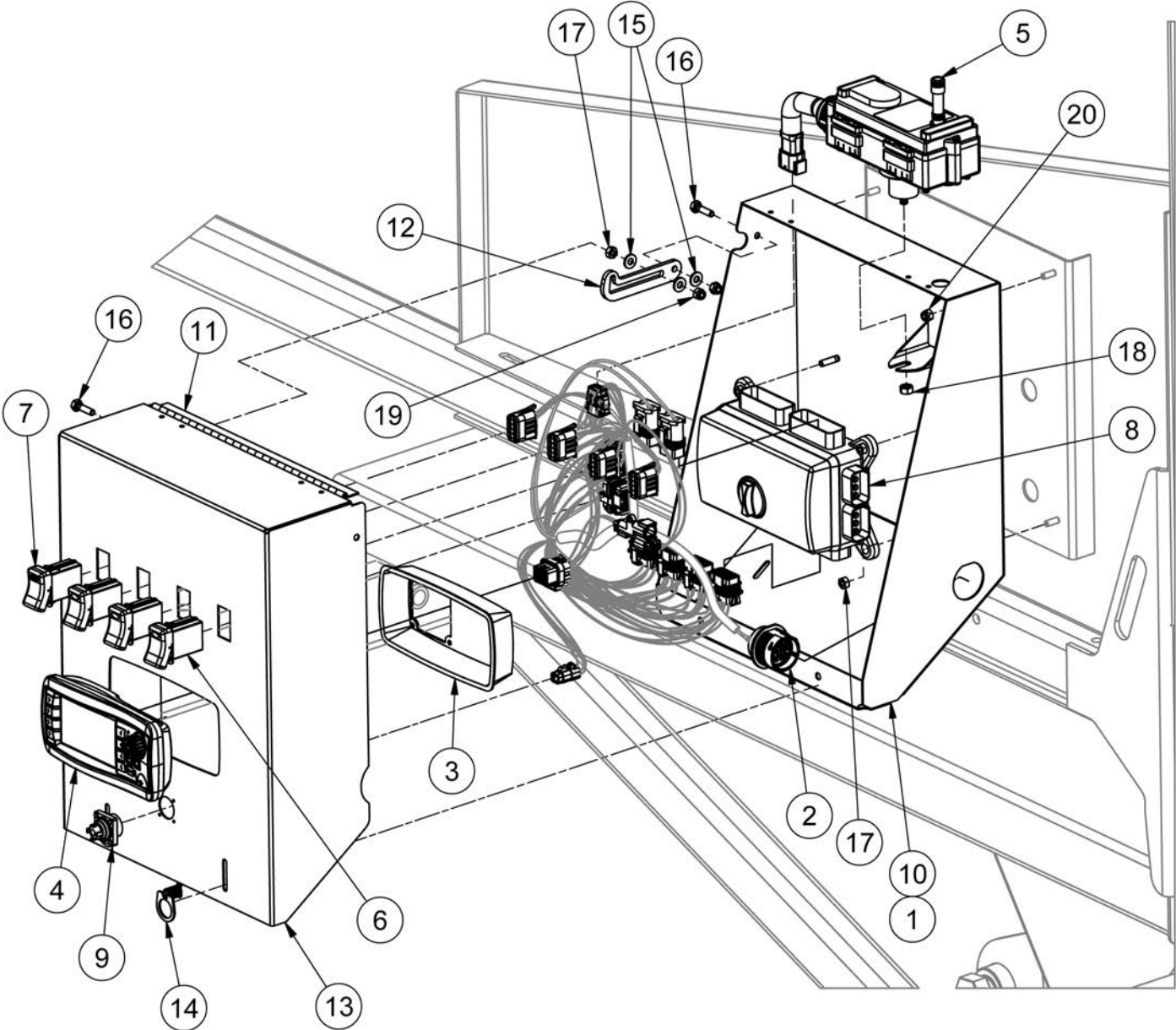
Rear Circuits



Rear Circuits

ITEM	QTY	PART NUMBER	DESCRIPTION
1	2	23919	Hose - HH14 - 6AT1(6FJ,6FJ90°) HCL 14"
2	2	28696	Hose - HH34 - 6AT1(6FJX,6FJX) HCL 34"
3	2	30658	Hose - HH95 - 6AT1(6FJX,6FJX) HCL 95"
4	1	32649	ECV Spindown Check Valve Assembly
5	1	43576	CV10-20 Spindown Check Valve Cartridge
6	1	HF 2601-8-8-8	JIC to Pipe Branch Tee
7	2	HF 6400-8-8	Hydraulic Fitting - O-Ring to JIC Adapter
8	1	SK43577	CV10-20 Spindown Check Valve Seal Kit
9	1	32653	ECV Brake Manifold
10	1	30298	ECV Balewrapper Main Manifold Block
11	1	SK1031DBSK	Seal Kit - Main ECV Manifold
12	2	31778	Hose - HH69-8AT1(8FJX90S,8FJX) HCL 69"
13	1	36033	Hose - HH10-8AT1(8FJX,8FJX) HCL 10"
14	2	36236	Hose - HH96-6AT1(4FJXH,4FJX) HCL 96"
15	2	41903	Hose - HH172 - 6AT1(6FJICx6FJIC) 172"
16	1	41906	Hose - HH106" 4AT1(4FJX,4FJX)HCL106"
17	1	41973	Hose - HH12-8AT1(8FJX,8FJX) HCL 12"
18	2	HF 2603-6-6-6	Male JIC Tee
19	4	HF 6400-6-6	Hydraulic Fitting - Male JIC - Male ORB
20	2	HF 6400-8-8	Hydraulic Fitting - O-Ring to JIC Adapter
21	2	HF 6801-4-4	Hydraulic Fitting - 90° O-Ring to JIC
22	2	HF 6801-4-6	Hydraulic Fitting - Male JIC - Male Orb 90°
23	2	HF 6801-6-6	Hydraulic Fitting - 90 Degree JIC to O-Ring
24	4	HF 6801-6-8 NWO	Adapter
25	2	HF 6801-8-10	Hyd. Fitting - 1/2" JIC - 5/8" 90° Elbow
26	1	TL500-100-082	Hydraulic Cylinder 2.5" Bore x 8" Stroke Adj Clevis
27	1	SK25-80	Seal Kit
28	2	TL550-100-107	Hydraulic Cylinder, 3 x 12
29	2	SK AGU301250-10	Seal Kit F/Tail Gate (Cylinder 3.0")
30	1	VAL MLHPQ200C7URS-NE	Hyd. Motor (Hoop Motor) Rear Ported with Sensor
31	1	SKMLHPQUDE	Seal Kit 400 Motor
32	1	32665	ECV Hoop Speed Sensor

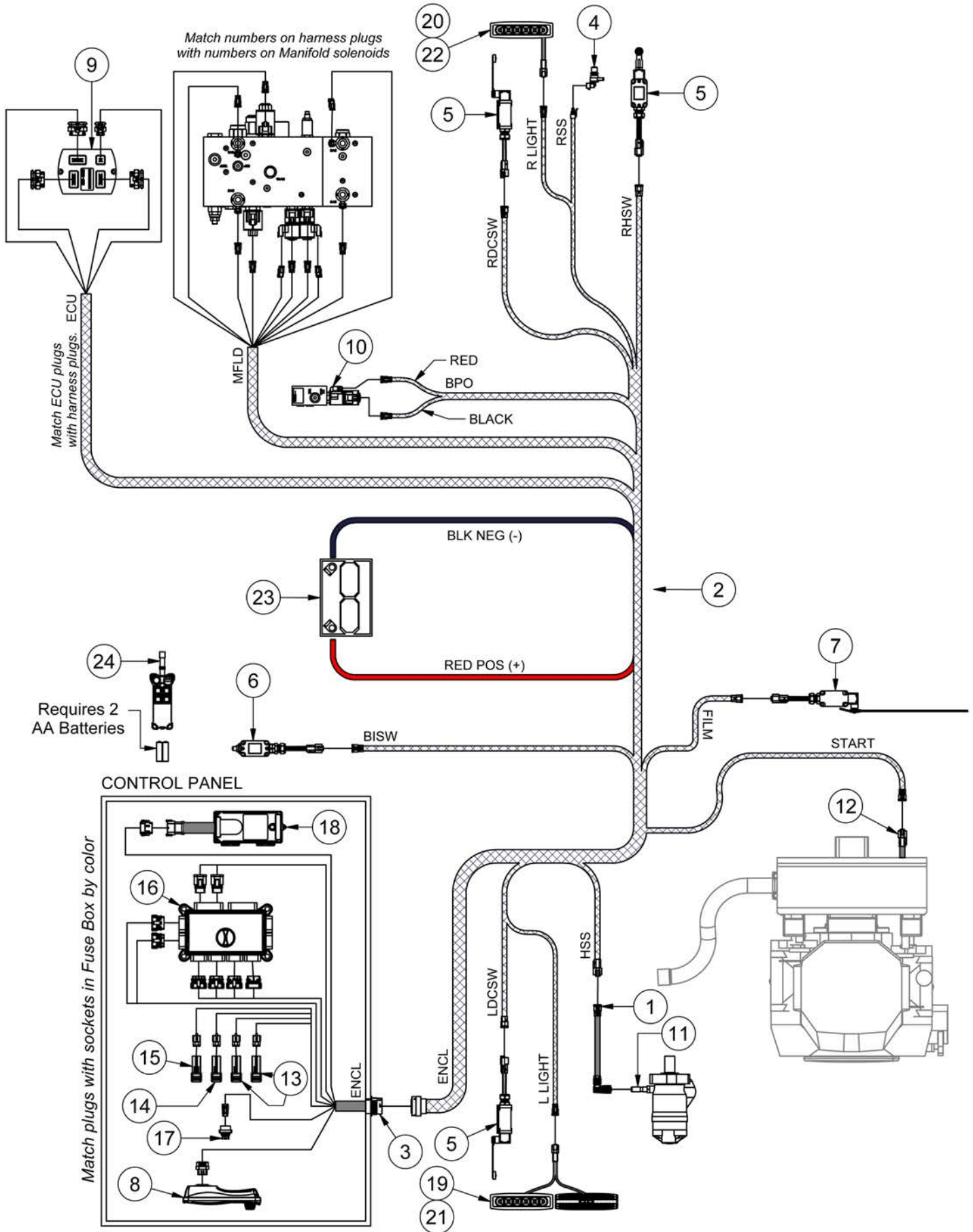
Section 4: Electrical Control Panel



Control Panel

ITEM	QTY	PART NUMBER	DESCRIPTION	NOTE
1	1	36043	ECV Control Panel (2014 +)	All Items
2	1	32626	ECV Wrapper, Panel Harness	See Pg.4-3
3	1	32630	ECV Dashboard Mount	
4	1	32647	ECV Controller - 2415 Programmed for ECV Wrapper	
5	1	32648	Remote Receiver ECV w/ DT Plug	
6	3	33322	Function Switch w/ Light	
7	1	33323	E-Stop Switch	
8	1	33324	ECV Control Fuse Box	
9	1	33325	ECV Steering Joystick	
10	1	35610	Control Panel Box	
11	2	35633	ECV Control Panel Piano Hinge	
12	1	35637	Control Panel Link	
13	1	36044	Control Panel	
14	2	36268	Cam Lock	
15	4	FW 1/4	Flatwasher - 1/4" Zinc Plated USS	
16	2	HB1/4-20X1Z5	Hex Bolt 1/4-20x1 Grade 5 Zinc Plated Hex Cap Screw	
17	6	HN1/4-20CZ5	Hex Nut 1/4"-20 Grade 5 Zinc Plated Finished	
18	1	HN5/16-18CZ5	Hex Nut 5/16"-18 Grade 5 Zinc Plated Finished	
19	2	LN1/4-20NCZ5	LN 1/4-20 Zinc Plated Nylon Insert Lock Nut	
20	10	LN1/4-20NCZ5	LN 1/4-20 Zinc Plated Nylon Insert Lock Nut	

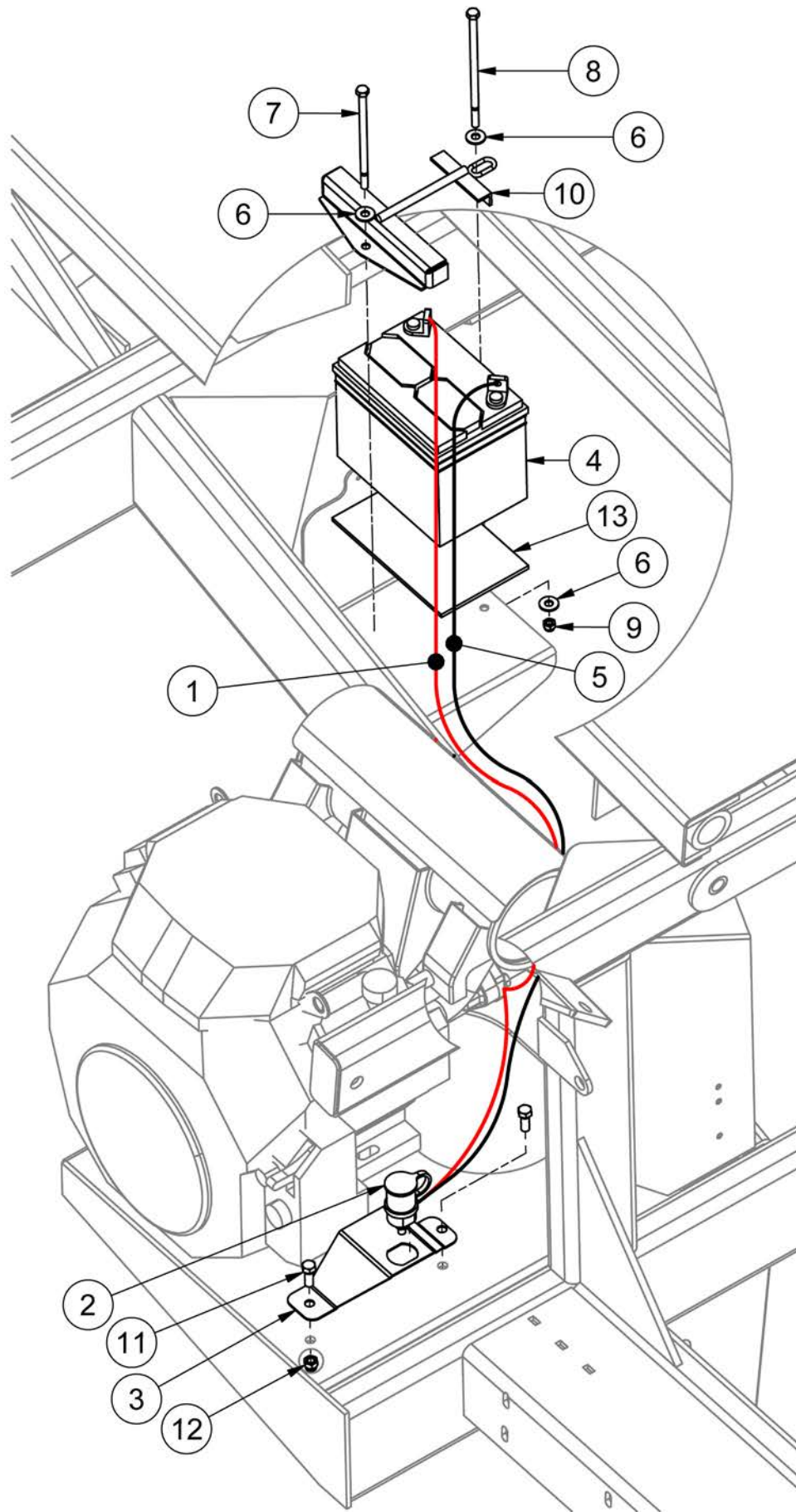
Main Electrical Harness



Main Electrical Harness

ITEM	QTY	PART NUMBER	DESCRIPTION	NOTE
1	1	32607	ECV Wrapper and Liner, M12 to Duetch Jumper	
2	1	32625	ECV Wrapper, Main Wiring Harness	
3	1	32626	ECV Wrapper, Panel Harness	
4	1	32632	ECV Wrapper and Liner, Speed Sensor	
5	3	32633	ECV Wrapper, Left and Right Door Switch, Ram Home Switch	
6	1	32634	ECV Wrapper, Bale Trigger Switch	
7	1	32635	ECV Wrapper, Film Sensor Switch	
8	1	32647	ECV Controller - 2415 Programmed for ECV Wrapper	
9	1	32652	ECV, ECU Programmed for Balewrapper (Current Rev)	
10	1	32653	ECV Brake Manifold	
11	1	32665	ECV Hoop Speed Sensor	
12	1	32667	Wiring Engine Harness for 20 HP Honda - ECV Wrapper	
13	2	33322	Light Function Switch & Remote Engine By-pass	
14	1	33322-L	Function Switch with Light ON-OFF	
15	1	33323	Function Switch for E-Stop	
16	1	33324	Fuse Box for ECV Wrapper Control Box	
17	1	33325	Steering Joystick for ECV	
18	1	36968	Receiver Board for ECV Wrappers - With 8 Pin Deutch Connector	
19	1	43617	TLNWLKLED-ECV Twin Harness	
20	1	43618	TLNWLKLED-ECV Single Harness	
21	1	43619	TLNWLK-ECV Twin Harness	
22	3	43620	TLNWLK-ECV Single Harness	
23	1	45924	SP-40 Battery	
24	1	TLHHCX2HD	Hand Held Remote (Orange)	

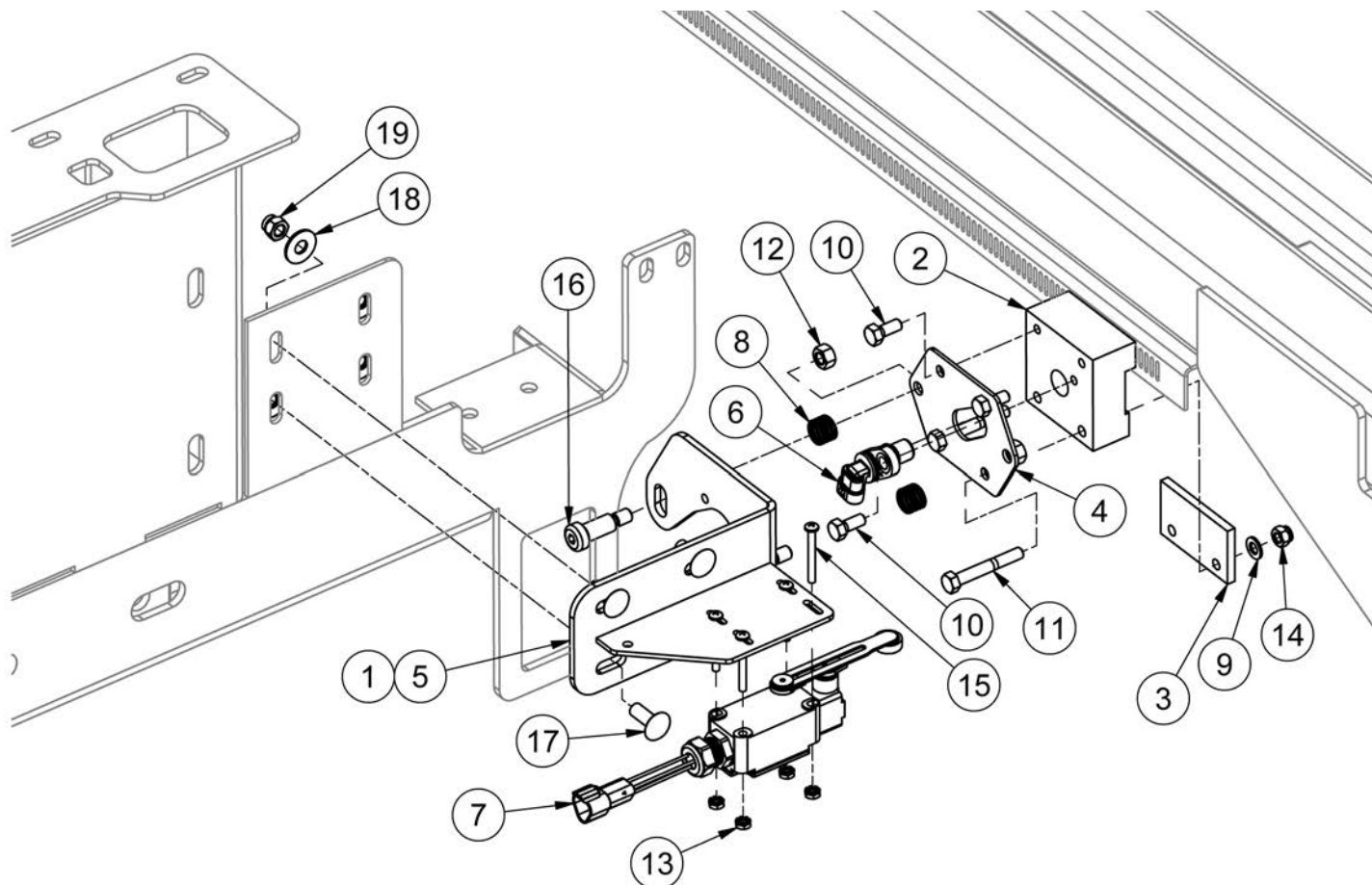
Battery



Battery

ITEM	QTY	PART NUMBER	DESCRIPTION
1	1	30872	Battery Cable 15" Red
2	1	30873	Insulated Jumper Terminal
3	1	31383	Insulated Jumper Mount
4	1	45924	SP-40 Battery
5	1	46355	Battery Cable 15" Black
6	4	FW 5/16	Flatwasher - 5/16" Zinc Plated USS
7	1	HB 5/16-18X6 Z5	Hex Bolt 5/16-18x6 Grade 5 Zinc Plated Hex Cap Screw
8	1	HB 5/16-18X7 Z5	Hex Bolt 5/16-18x7 Grade 5 Zinc Plated Hex Cap Screw
9	2	LN 5/16 N	LN 5/16-18 Zinc Plated Nylon Insert Lock Nut
10	1	TL500-301-221	Battery Hold Down
11	2	HB3/8-16X1Z5	Hex Bolt 3/8-16x1 Grade 5 Zinc Plated Hex Cap Screw
12	2	LN3/8-16NCZ5	LN 3/8-16 Zinc Plated Nylon Insert Lock Nut
13	1	TL5X2-007-101	Rubber Battery Pad

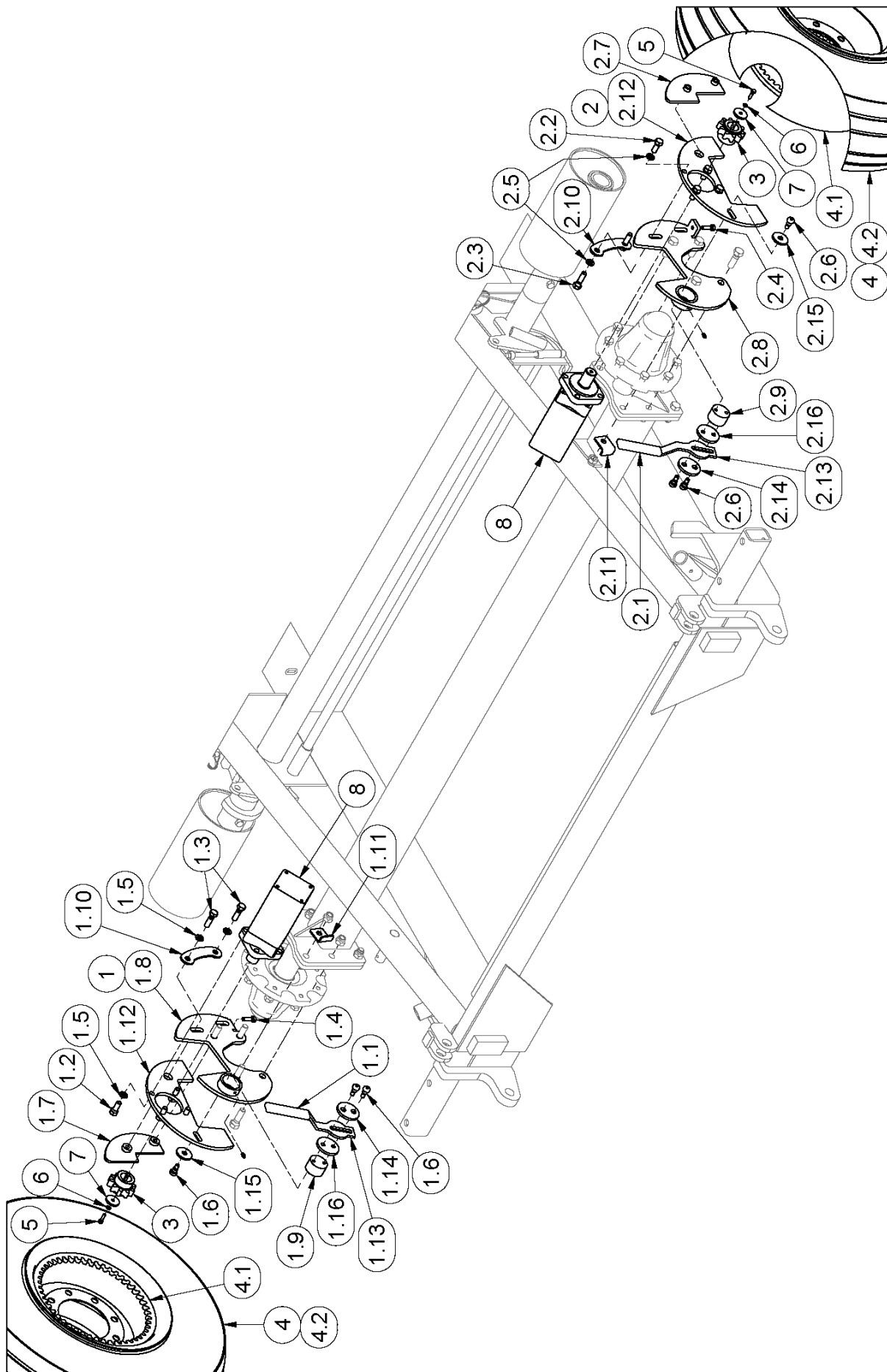
Ram Speed Sensor



ITEM	QTY	PART NUMBER	DESCRIPTION	NOTE
1	1	32506	ECV Ram Position Sensor Assembly	Items 2-18
2	1	31712	Sensor Guide Block	
3	1	31713	Sensor Guide Strip	
4	1	31714	Speed Sensor Spacer	
5	1	31977	ECV Ram Position Sensor Mount	
6	1	32632	ECV Speed Sensor	
7	1	32633	ECV Ram Switch	
8	2	36034	Ram Speed Sensor Spring	
9	2	FW 5/16	Flatwasher - 5/16" Zinc Plated USS	
10	3	HB5/16-18X0.75Z5	Hex Bolt 5/16-18x3/4 Grade 5 Zinc Plated Hex Cap Screw	
11	2	HB5/16-18X2.25Z5	Hex Bolt 5/16-18x2 1/4 Grade 5 Zinc Plated Hex Cap Screw	
12	2	HN3/8-16CZ5	Hex Nut 3/8"-16 Grade 5 Zinc Plated Finished	
13	4	LN 10-24	K-Lok Locknut	
14	2	LN5/16-18NCZ5	LN 5/16-18 Zinc Plated Nylon Insert Lock Nut	
15	4	MS #10X24X1.75	Machine Screw - (Inch)	
16	2	SHSS1/2X1X3/8-16Z	Socket Head Shoulder Screws - 1/2 Shldr x 1 x 3/8-16	
17	4	CB3/8-16X1CZ5	Carriage Bolt - 3/8-16 x 1" Grade 5 Zinc	
18	4	FW 3/8	Flatwasher - 3/8" Zinc Plated USS	
19	4	LN3/8-16NCZ5	LN 3/8-16 Zinc Plated Nylon Insert Lock Nut	

Section 5: Options

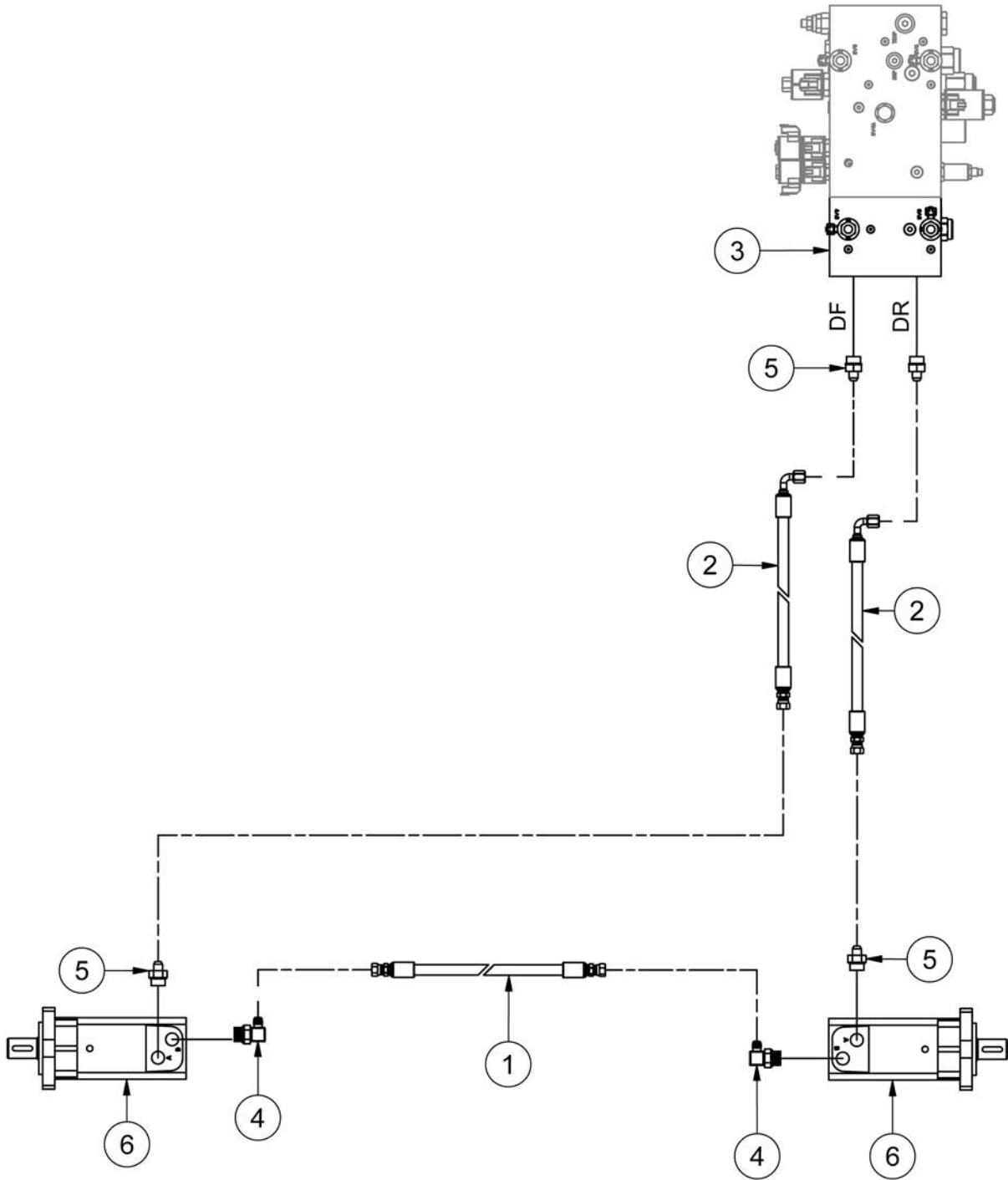
TLHPDD6500ECV - Power Drive Brackets



TLHPDD6500ECV - Power Drive Brackets

ITEM	QTY	PART NUMBER	DESCRIPTION
1	1	28779	TL6500AX2 Left Power Drive Bracket Asm
1.1	1	22707	Rubber Handle for 3/8 X 1 Flat Bar
1.2	4	HB 1/2-13X1.25 Z5	Hex Bolt 1/2-13x1 1/4 Grade 5 Zinc Plated Hex Cap Screw
1.3	2	HB 1/2-13X1.75 Z5	Hex Bolt 1/2-13x1 3/4 Grade 5 Zinc Plated Hex Cap Screw
1.4	1	HB 3/8-16X1.25 Z5	Hex Bolt 3/8-16x1 1/4 Grade 5 Zinc Plated Hex Cap Screw
1.5	6	LW 1/2	LW - 1/2" Zinc Plated Medium Split
1.6	3	SHSS1/2X3/8X3/8-16Z	Socket Head Shoulder Screws - 1/2 Shldr x 3/8 x 3/8-16
1.7	1	TLWHEEL30	Pivot Plate
1.8	1	TLWHEEL3108	6500 Left Power Drive Bracket
1.9	1	WHEEL9	Eccentric
1.10	1	WHEEL14	Pivot Washer
1.11	1	WHEEL101	Powerdrive Handle Lock
1.12	1	WHEEL1108	Powerdrive Motor Mount
1.13	1	WHEEL2011	Powerdrive Handle
1.14	1	WHEEL2012	Outside Handle Washer
1.15	1	WHEEL2013	Inside Cam Washer
1.16	1	WHEEL20121	Inside Handle Washer
2	1	28949	TL6500AX2 Right Power Drive Bracket Asm
2.1	1	22707	Rubber Handle for 3/8 X 1 Flat Bar
2.2	4	HB 1/2-13X1.25 Z5	Hex Bolt 1/2-13x1 1/4 Grade 5 Zinc Plated Hex Cap Screw
2.3	2	HB 1/2-13X1.75 Z5	Hex Bolt 1/2-13x1 3/4 Grade 5 Zinc Plated Hex Cap Screw
2.4	1	HB 3/8-16X1.25 Z5	Hex Bolt 3/8-16x1 1/4 Grade 5 Zinc Plated Hex Cap Screw
2.5	6	LW 1/2	LW - 1/2" Zinc Plated Medium Split
2.6	3	SHSS1/2X3/8X3/8-16Z	Socket Head Shoulder Screws - 1/2 Shldr x 3/8 x 3/8-16
2.7	1	TLWHEEL30LEFT	Left Powerdrive Part
2.8	1	TLWHEEL3109	6500 Right Power Drive Bracket
2.9	1	WHEEL9	Eccentric
2.10	1	WHEEL14	Pivot Washer
2.11	1	WHEEL101	Powerdrive Handle Lock
2.12	1	WHEEL1108	Powerdrive Motor Mount
2.13	1	WHEEL2011	Powerdrive Handle
2.14	1	WHEEL2012	Outside Handel Washer
2.15	1	WHEEL2013	Inside Cam Washer
2.16	1	WHEEL20121	Inside Handle Washer
3	2	28942	6500 Powerdrive Sprocket
4	2	46871	12.5x15x12 Power Drive Wheel Asm
4.1	1	36200	Drive Wheel w/ Gear
4.2	1	WHE T112.5-15-12	Tire Only - 12.5-15-12 Hi Series
5	2	HB 1/4-20X1 Z5	Hex Bolt 1/4-20x1 Grade 5 Zinc Plated Hex Cap Screw
6	2	LW 1/4	LW - 1/4" Zinc Plated Medium Split
7	2	TL552404	Hoop Motor Plate
8	2	VAL MLHSY400	Complete Motor - MLHSY400C4UD

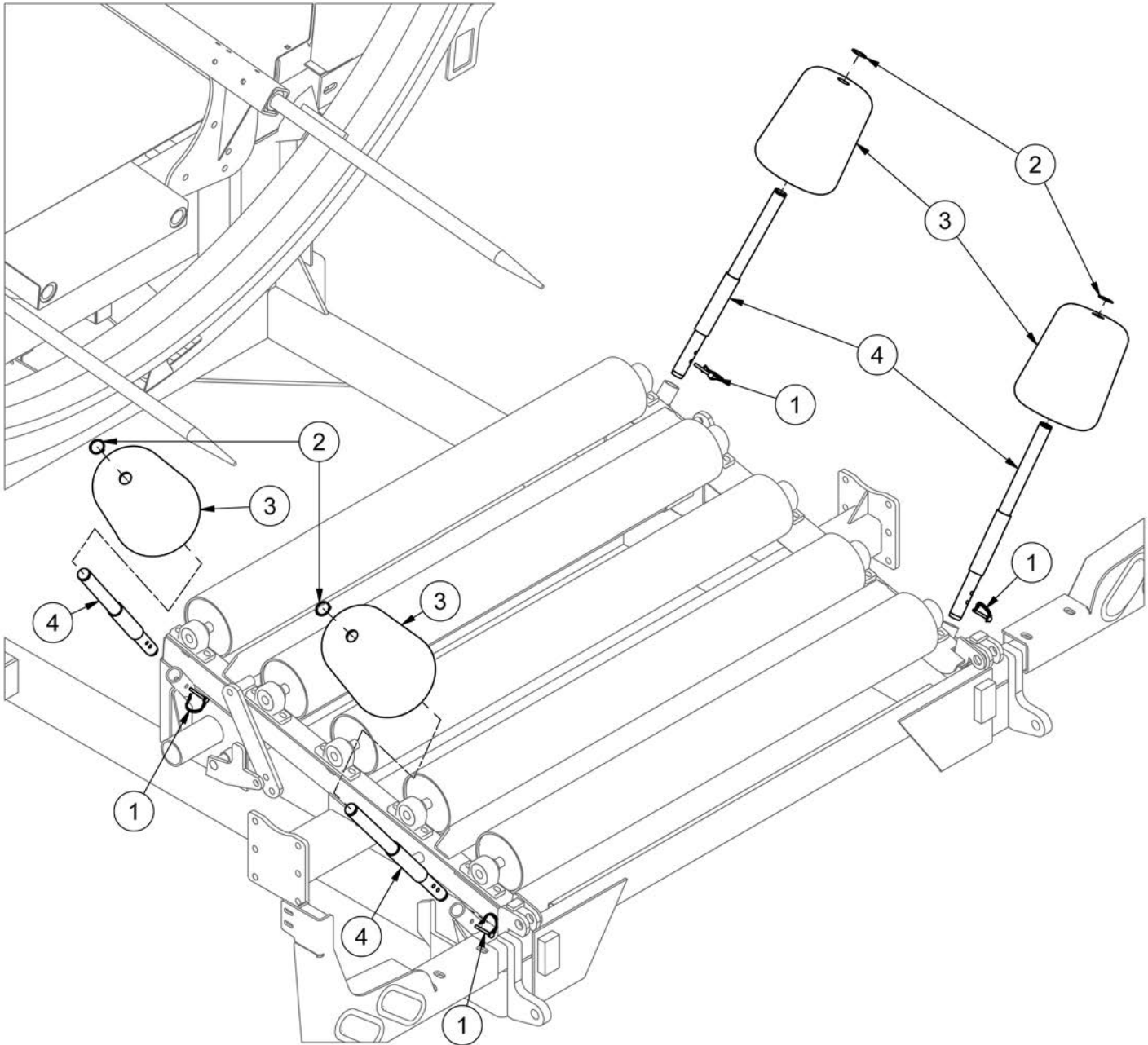
TLHPDD6500ECV - Power Drive Hoses



TLHPDD6500ECV - Power Drive Hoses

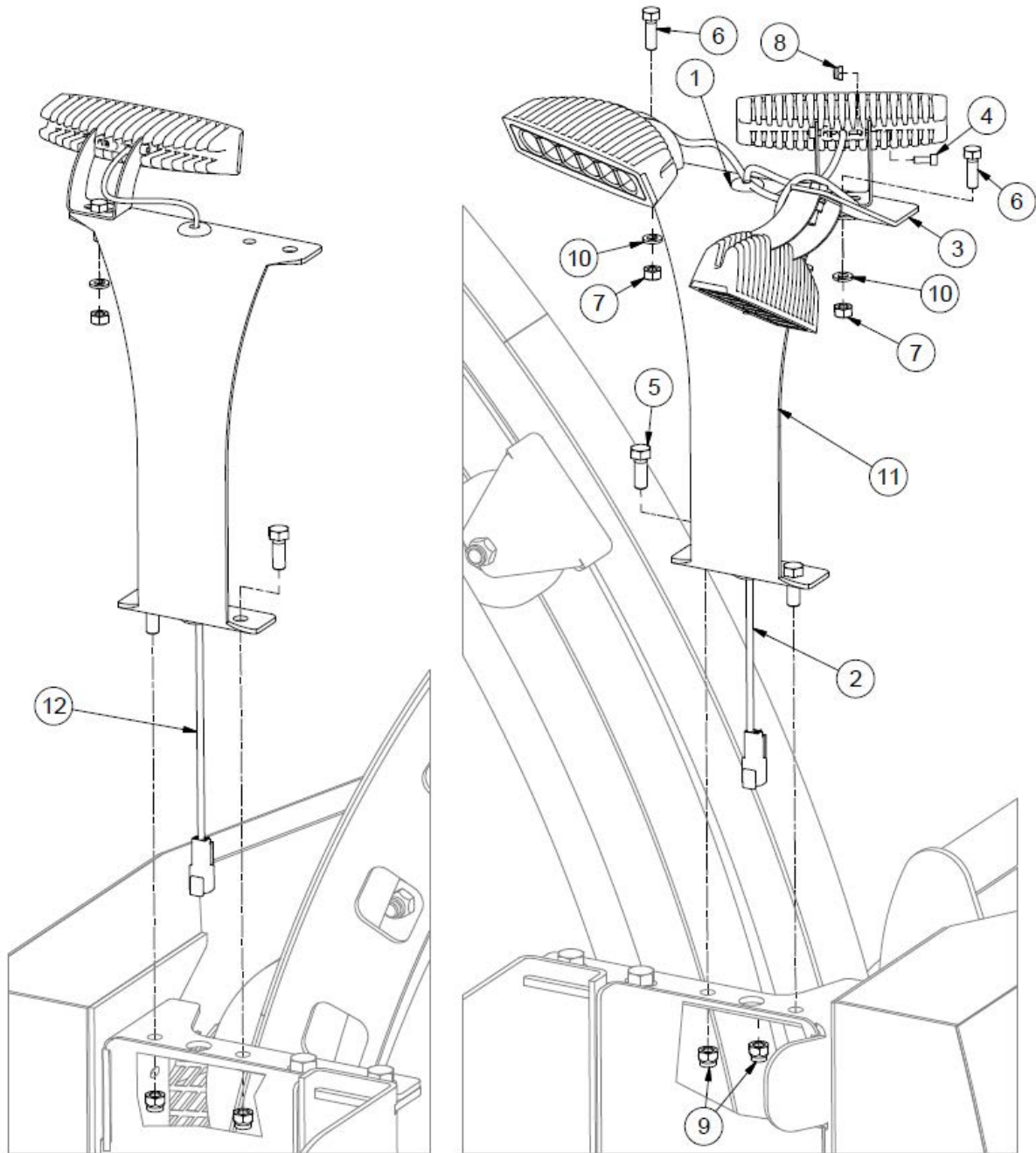
ITEM	QTY	PART NUMBER	DESCRIPTION
1	1	31784	HH93 - 6ATI(6FJX,6FJX) 93" E/E
2	2	31785	HH164 - 6AT1-(6FJXH-6FJX90S)-HCL-164 Hose
3	1	30299	ECV Bale Wrapper Powerdrive Block
4	2	HF 6801-6-10	Hydraulic Fitting - 90° JIC to O-Ring
5	4	HF 6400-6-10	Hydraulic Fitting - Male JIC - Male ORB
6	2	VAL MLHSY400	Complete Motor - MLHSY400C4UD

TLGR - Guide Rollers



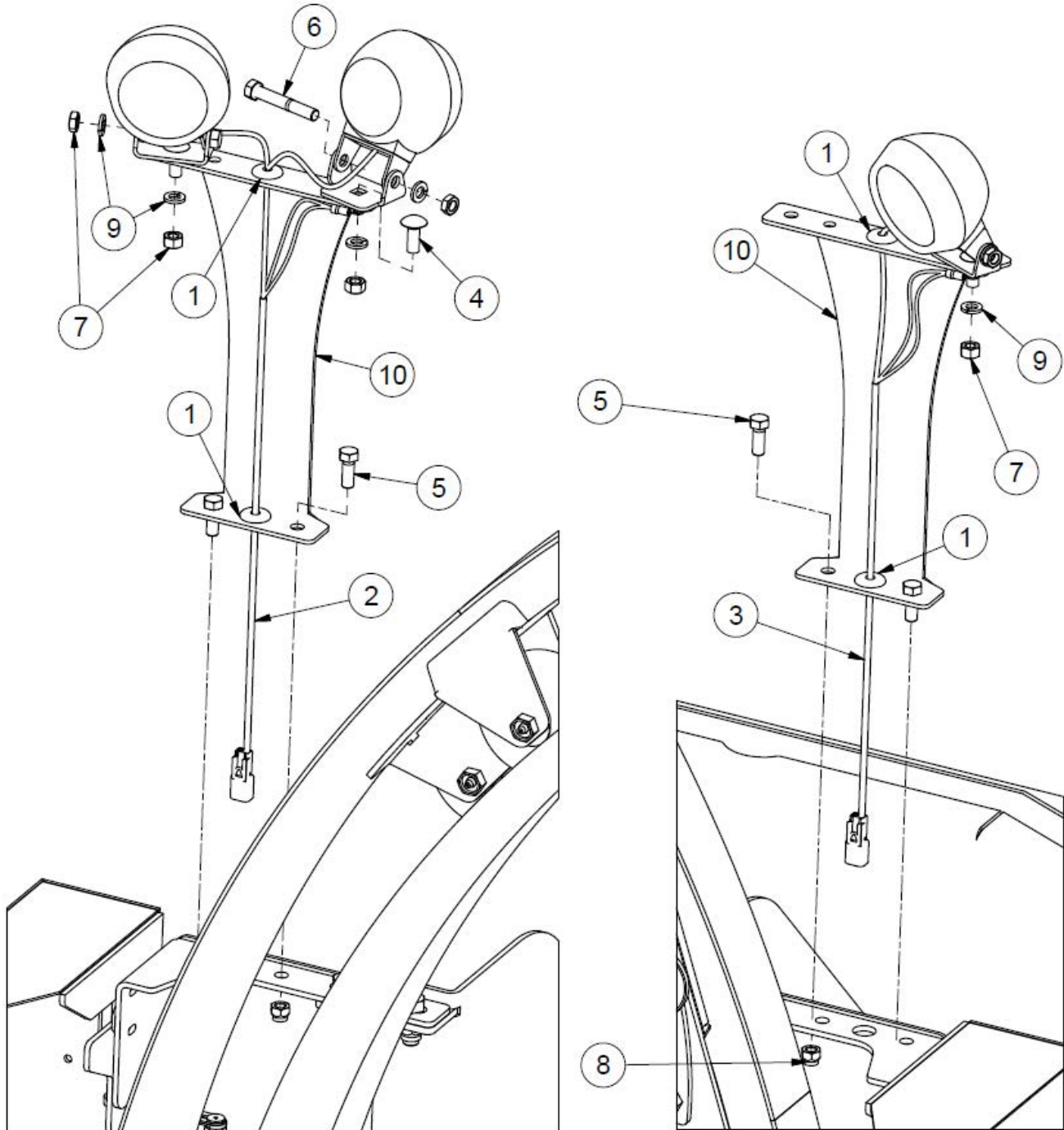
ITEM	QTY	PART NUMBER	DESCRIPTION
	2	TLGR	Guide Roller Kit
1	4	LP B1995	Pin - Lock Pin 1/4 X 1 3/4
2	4	RR 1.375	Retaining Ring-1 3/8- External
3	4	TL550-301-238	Roller c/w Bearings and End Cap
4	4	TL550-301-239	Guide Roller Shaft

TLNWLKLED-ECV - LED Night Light Kit



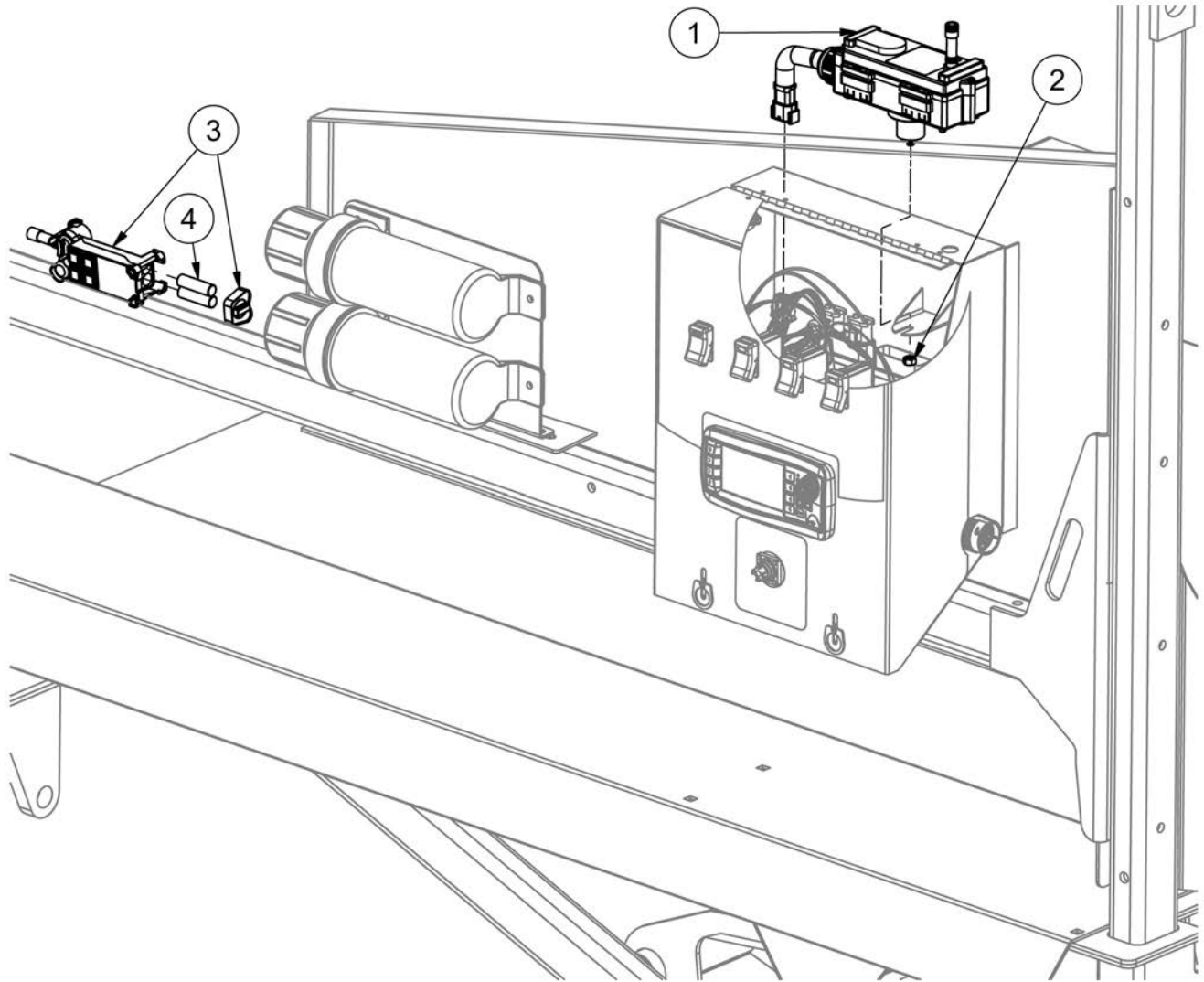
ITEM	QTY	PART NUMBER	DESCRIPTION
1	4	30862	Grommet for Night Lights
2	1	43952	TLNWLKLED-ECV Triple Wiring Harness
3	1	44864	Control Panel Light Bracket
4	8	HB #10-32X.5 SHCS	Hex Bolt - 3/16-32 x 1/2 Socket Head Cap Screw
5	4	HB 3/8-16X1 Z5	Hex Bolt 3/8-16x1 Grade 5 Zinc Plated Hex Cap Screw
6	4	HB 5/16-18X1 Z5	Hex Bolt 5/16-18x1 Grade 5 Zinc Plated Hex Cap Screw
7	4	HN 5/16	Hex Nut 5/16\" -18 Grade 5 Zinc Plated Finished
8	8	LN #10 F	Center Locknuts (3/16-32) 2-Way Fine Thread
9	4	LN 3/8 N	LN 3/8-16 Zinc Plated Nylon Insert Lock Nut
10	4	LW 5/16	LW - 5/16\" Zinc Plated Medium Split
11	2	TL5X2-100-201	Light Bracket
12	1	43953	TLNWLKLED-ECV Single Harness

TLNWLK-ECV - Halogen Night Light Kit



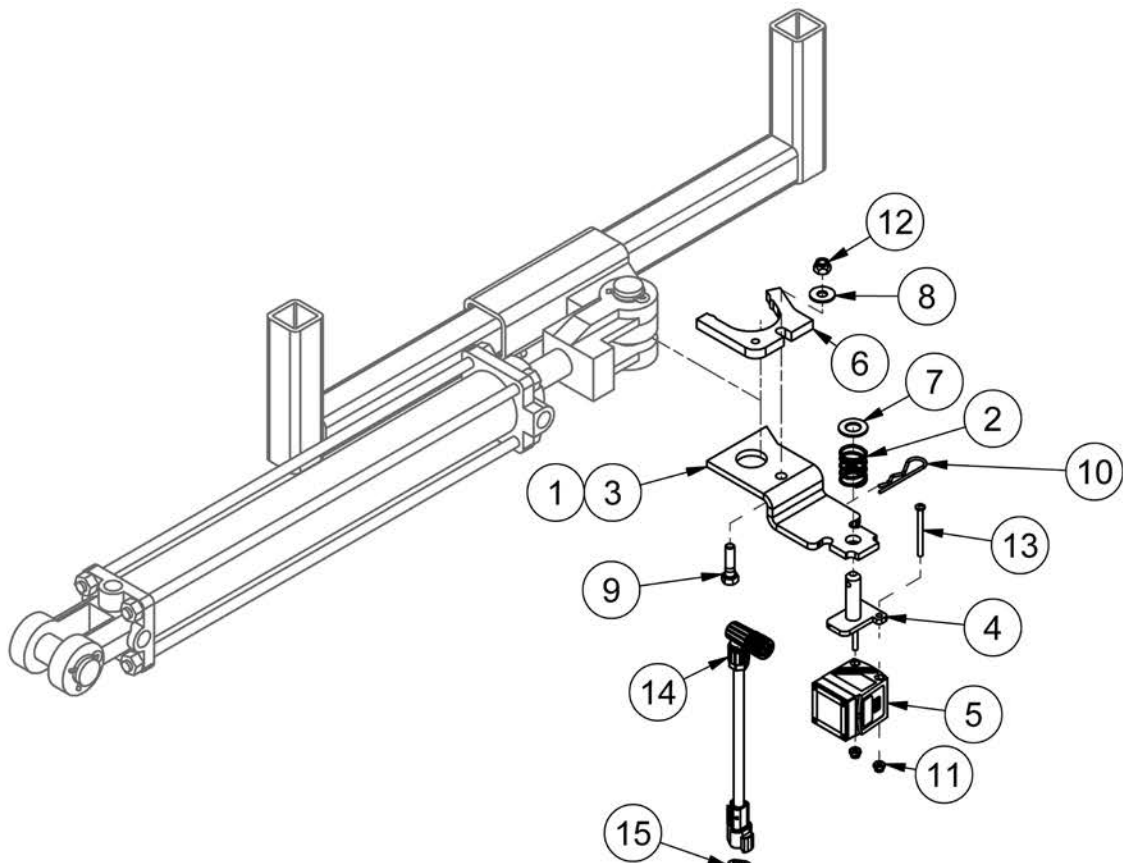
ITEM	QTY	PART NUMBER	DESCRIPTION	NOTE
1	4	30862	Grommet for Night Lights	
2	1	43619	TLNWLK-ECV Twin Harness	Inc. Lights
3	1	43620	TLNWLK-ECV Single Harness	Inc. Light
4	3	CB 3/8-16 X1 Z5	Carriage Bolt - 3/8-16 x 1" Grade 5 Zinc	
5	4	HB 3/8-16X1 Z5	Hex Bolt 3/8-16x1 Grade 5 Zinc Plated Hex Cap Screw	
6	3	HB 3/8-24X2.5 Z5	Hex Bolt 3/8-24x2 1/2 Grade 5 Zinc Plated Hex Cap Screw	
7	3	HN 3/8	Hex Nut 3/8"-16 Grade 5 Zinc Plated Finished	
8	4	LN 3/8 N	LN 3/8-16 Zinc Plated Nylon Insert Lock Nut	
9	6	LW 3/8	LW - 3/8" Zinc Plated Medium Split	
10	2	TL5X2-100-201	Light Bracket	

TLRSSKX2HDECV - Remote Control Kit

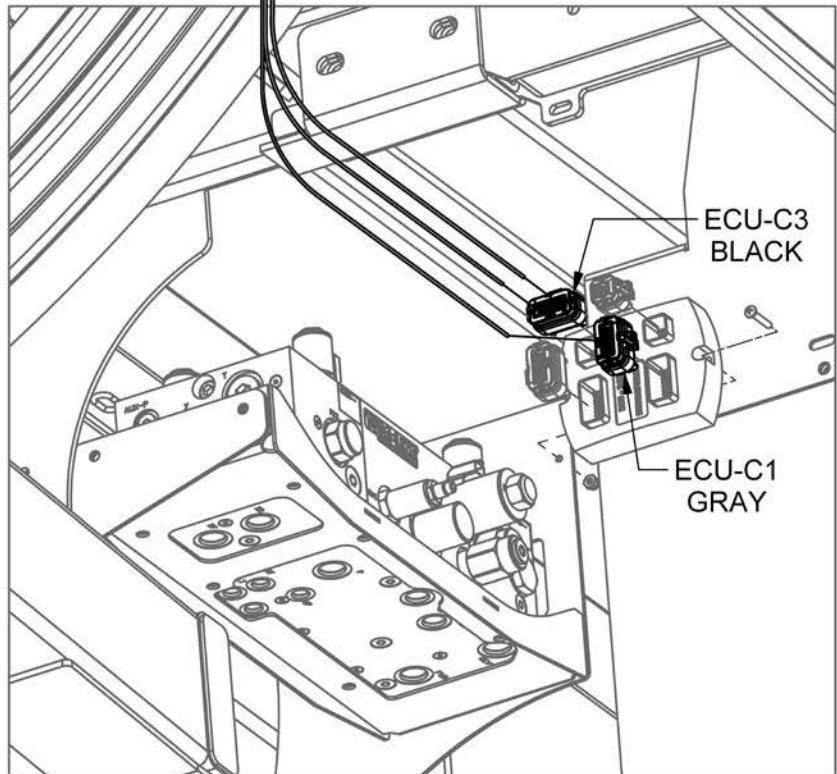


ITEM	QTY	PART NUMBER	DESCRIPTION	NOTE
1	1	32648	Remote Receiver ECV w/ DT Plug	
2	1	HN5/16-18CZ5	Hex Nut 5/16"-18 Grade 5 Zinc Plated Finished	
3	1	TLHHCX2HD	Hand Held Remote (Orange)	
4	2	AA Battery		Not Included

TLGSECV - Laser Guidance System



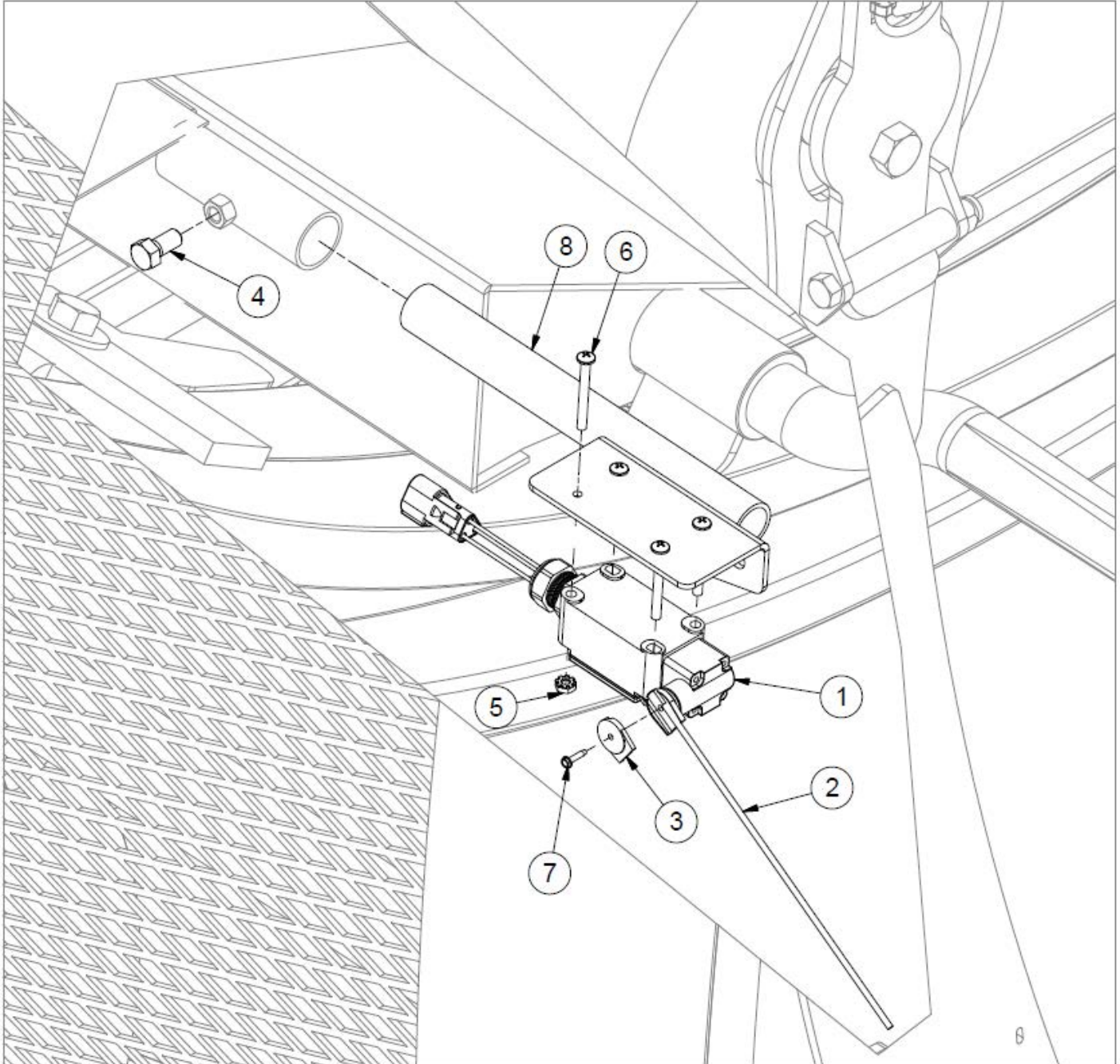
A: Brown Wire to ECU-C3 Black Plug Pin 9
B: White Wire to ECU-C3 Black Plug Pin 6
C: Blue Wire to ECU-C3 Grey Plug Pin 12



TLGSECV - Laser Guidance System

ITEM	QTY	PART NUMBER	DESCRIPTION
1	1	39373	Laser Guidance Assembly
2	1	27566	Compression Spring .97 OD X 2.0
3	1	39367	Laser Pin Bracket
4	1	39372	Pivot Bracket
5	1	39387	Laser Guidance Sensor
6	1	40846	Stiffener Plate
7	1	FW 1/2	Flatwasher - 1/2" Zinc Plated USS
8	1	FW 5/16	Flatwasher - 5/16" Zinc Plated USS
9	1	HB5/16-18X1.25Z5	Hex Bolt 5/16-18x1 1/4 Grade 5 Zinc Plated Hex Cap Screw
10	1	HP .125X1.5	Pin Hitch - .125 X 1.5
11	2	LN#8-32NCZ5	LN 8-32 Zinc Plated Nylon Insert Lock Nut
12	1	LN5/16-18NCZ5	LN 5/16-18 Zinc Plated Nylon Insert Lock Nut
13	2	MS #8X36X2	Machine Screw - (Inch)
14	1	43810	Wiring Harness Laser ECV- M12 to Deutsch 3 Pin
15	1	43811	ECV Laser Wiring - ECU to 3 Pin Deutsh

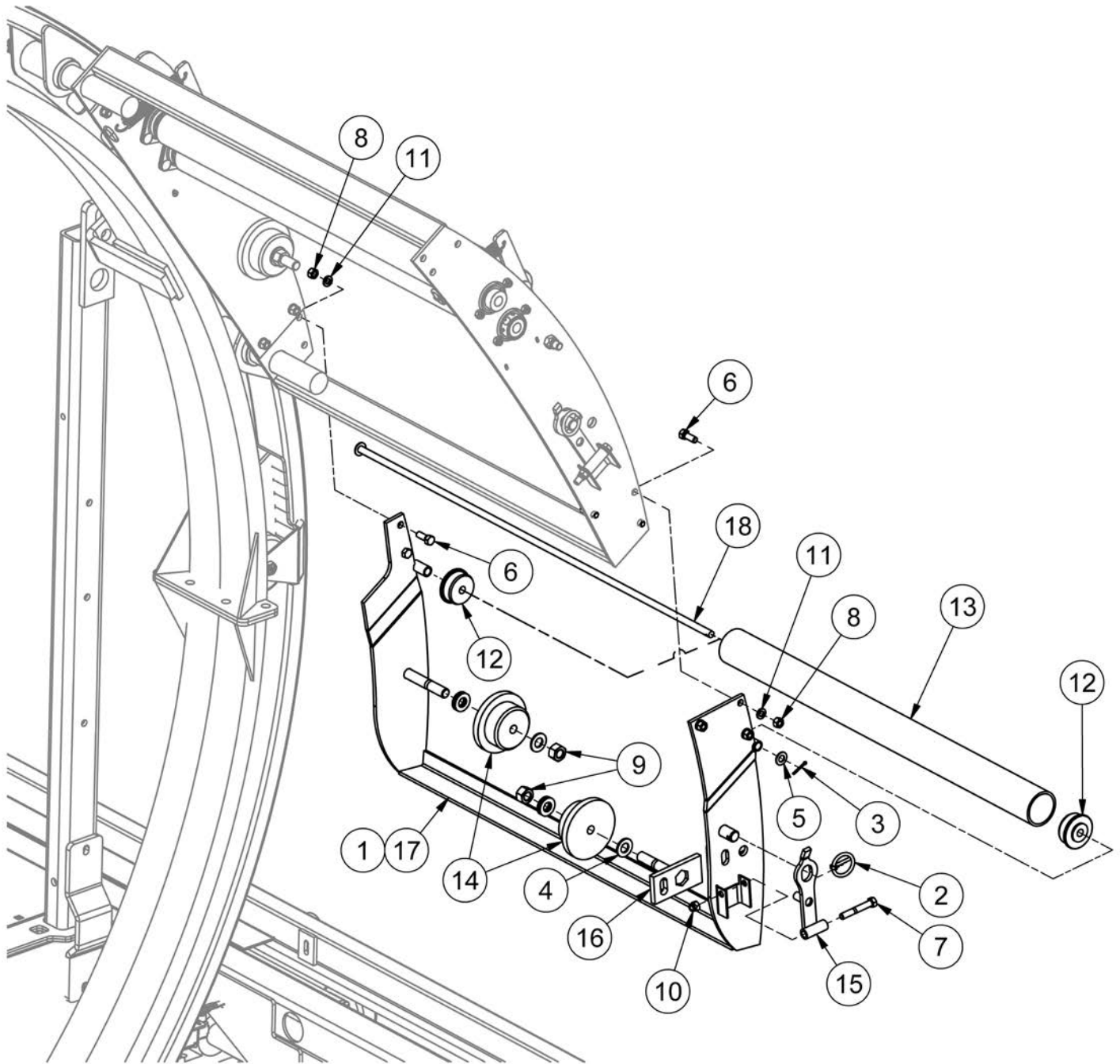
TLPSSK-ECV - Plastic Sensor Shutdown Kit



TLPSSK-ECV - Plastic Sensor Shutdown Kit

ITEM	QTY	PART NUMBER	DESCRIPTION	NOTE
1	1	32635	ECV Wrapper, Film Sensor Switch	Inc Items 2 & 3
2	1	TL550-100-049	Wire Arm	
3	1	TL550-100-082	Wire Clamp	
4	1	HB 3/8-16X0.75 Z5	Hex Bolt 3/8-16x3/4 Grade 5 Zinc Plated Hex Cap Screw	
5	4	LN 10-24	K-Lok Locknut	
6	4	MS #10X24X1.75	Machine Screw - (Inch)	
7	1	MS 4 X 0.5 SDS	Machine Screw - 1/8 x 1/2 Hex Washer Head Self Drilling Screw Zinc	
8	1	TLFSB2007	Film Sensor Mtg. Brkt.	

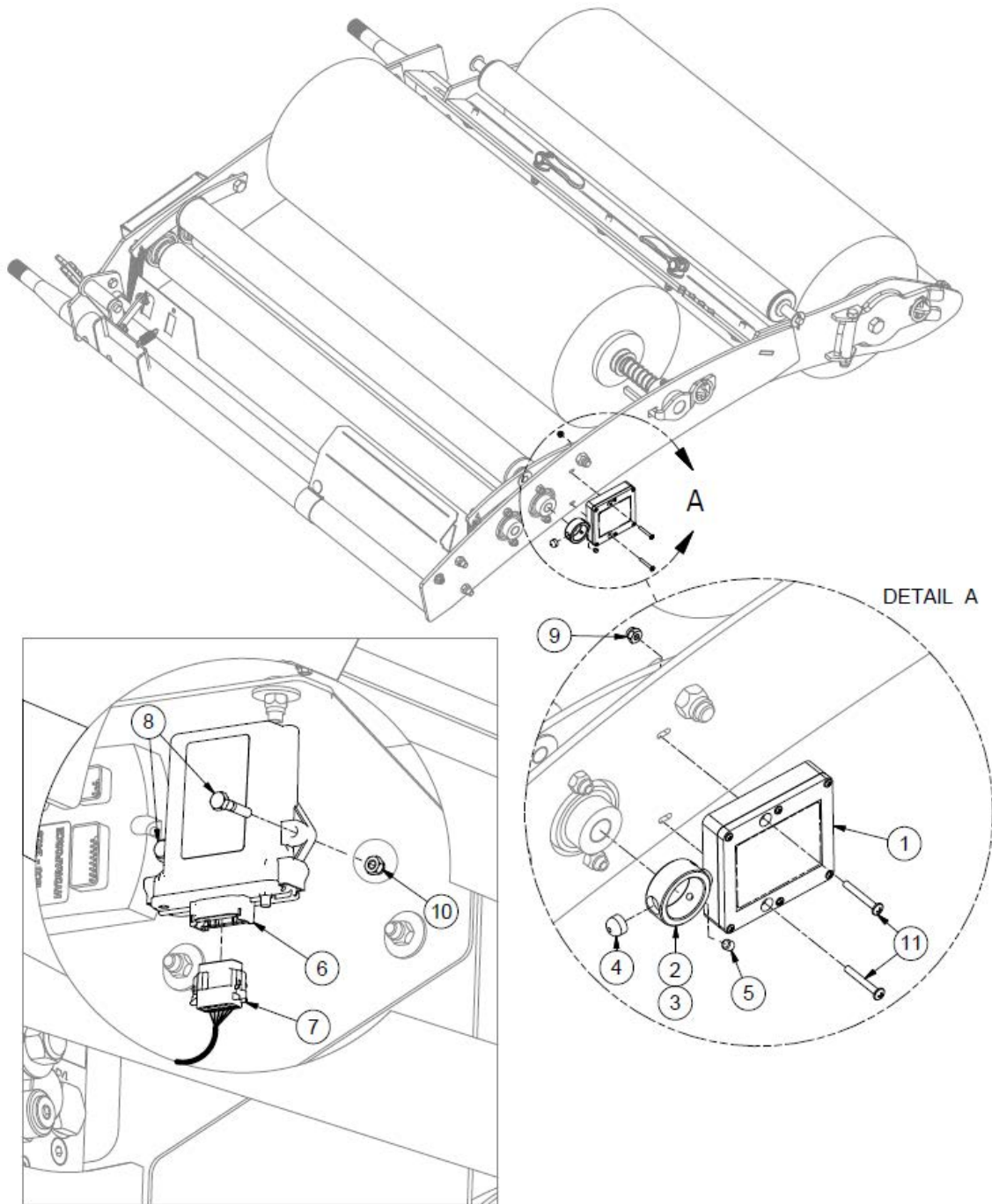
Twin Wrap Carrier



Twin Wrap Carrier

ITEM	QTY	PART NUMBER	DESCRIPTION	NOTE
1	1	TLTWK	Twin Wrap Kit	Incl. all items, Qty per side, x2 per kit
2	1	25680	Linch Pin 3/16 X 1.5	
3	1	CP 18X1	Pin, Cotter - 1/8" X 1.0"	
4	8	FW 5/8	Flatwasher - 5/8" Zinc Plated USS	
5	2	FW 7/16	Flatwasher - 7/16" Zinc Plated USS	
6	5	HB3/8-16X1Z5	Hex Bolt 3/8-16x1 Grade 5 Zinc Plated Hex Cap Screw	
7	1	HB3/8-16X2.5Z5	Hex Bolt 3/8-16x2 1/2 Grade 5 Zinc Plated Hex Cap Screw	
8	5	HN3/8-16CZ5	Hex Nut 3/8"-16 Grade 5 Zinc Plated Finished	
9	2	HN5/8-11CZ5	Hex Nut 5/8"-11 Grade 5 Zinc Plated Finished	
10	1	LN3/8-16NCZ5	LN 3/8-16 Zinc Plated Nylon Insert Lock Nut	
11	5	LW 3/8	LW - 3/8" Zinc Plated Medium Split	
12	2	TL500-100-021	Plastic Roller Cap	
13	1	TL550-100-022	Plastic Roller	
14	2	TL550-200-012	Plastic Wrap Spool	
15	1	TL550-200-103	Spool Latch	
16	1	TL550-200-115	Spool Holder	
17	1	TL550-200-139	Twin Wrap Frame	
18	1	TWROD	Roller Shaft	

TLPSSKWEKV - Plastic Sensor Shutdown Kit

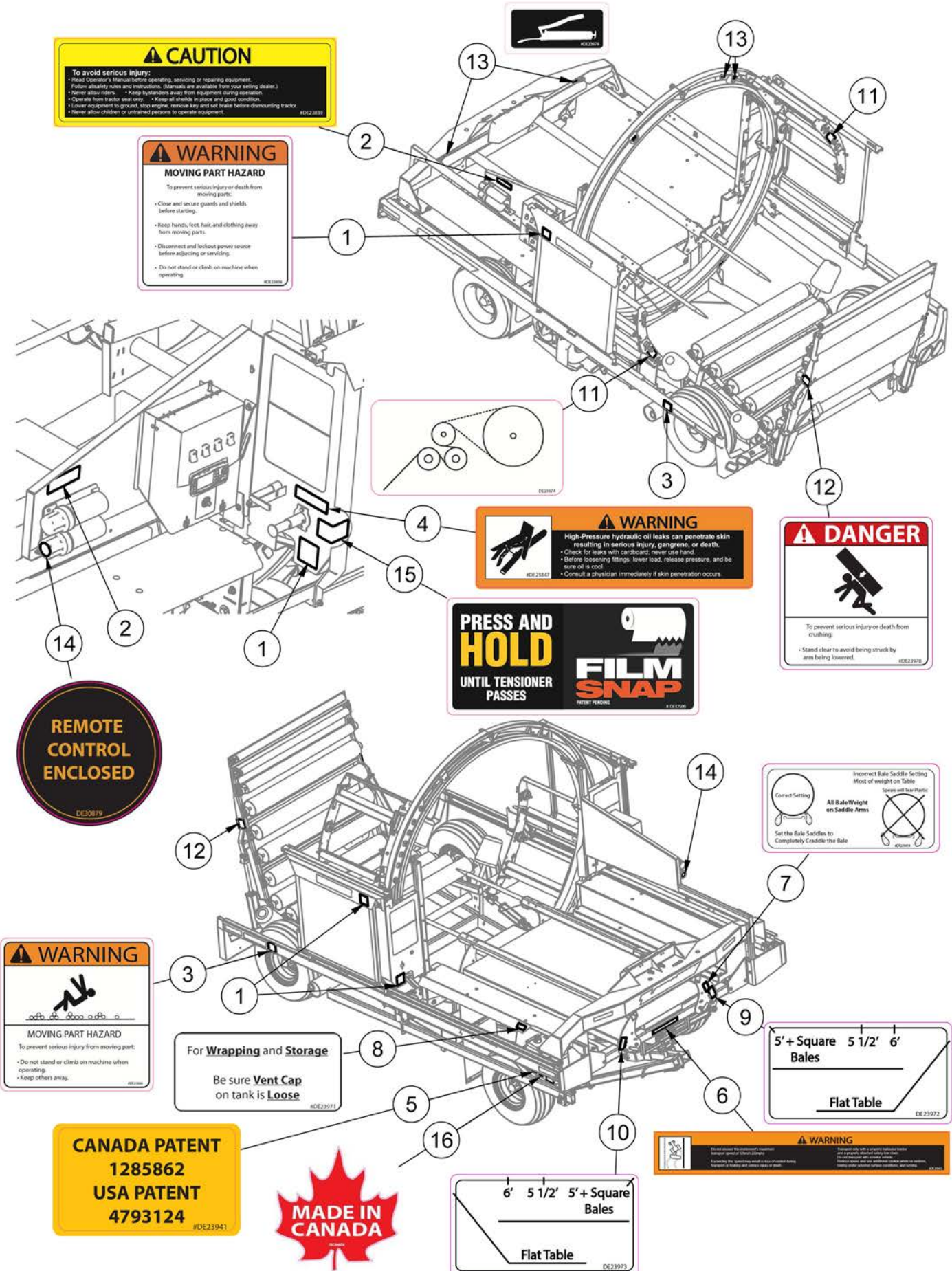


ITEM	QTY	PART NUMBER	DESCRIPTION	NOTE
1	2	41970	Film Sensor Transmitter Board	
2	2	42697	Film Sensor Bushing Assembly	Inc Items 3 - 5
3	2	42698	Film Sensor Bushing	
4	4	42699	1/2" Rare Earth Magnet	
5	2	SS 14X14	Allan Head Set Screw, Cup Point Set Screw 1/4-20 x 1/4	
6	1	43615	Receiver Board for ECV Film Sensor	
7	1	44908	Film Break Sensor Harness for ECV	
8	2	HB 1/4-20X1.25 Z5	Hex Bolt 1/4-20x1 1/4 Grade 5 Zinc Plated Hex Cap Screw	
9	2	LN #8 N	LN 3/16-32 Zinc Plated Nylon Insert Lock Nut	
10	2	LN 1/4 N	LN 1/4-20 Zinc Plated Nylon Insert Lock Nut	
11	2	MS #8X32X1.25	Machine Screw - (Inch)	

Section 6: Decals

Safety Decals

NOTE: Decals not to scale.



CAUTION

To avoid serious injury:

- Read Operator's Manual before operating, servicing or repairing equipment.
- Follow safety rules and instructions. (Illustrations are available from your selling dealer.)
- Never allow riders.
- Keep bystanders away from equipment during operation.
- Clear area from traffic area only.
- Keep all shields in place and good condition.
- Lower equipment to ground, stop engine, remove key and set brake before dismounting tractor.
- Never allow children or untrained persons to operate equipment.

DE23839

WARNING

MOVING PART HAZARD

To prevent serious injury or death from moving parts:

- Close and secure guards and shields before starting.
- Keep hands, feet, hair, and clothing away from moving parts.
- Disconnect and lockout power source before adjusting or servicing.
- Do not stand or climb on machine when operating.

DE23839

WARNING

High-Pressure hydraulic oil leaks can penetrate skin resulting in serious injury, gangrene, or death.

- Check for leaks with cardboard; never use hands.
- Before loosening fittings, lower load, release pressure, and be sure oil is cool.
- Consult a physician immediately if skin penetration occurs.

DE23847

DANGER

To prevent serious injury or death from crushing:

- Stand clear to avoid being struck by arm being lowered.

DE23978

PRESS AND HOLD UNTIL TENSIONER PASSES FILM SNAP

PREVENT PERSONS FROM ENTERING

DE23979

REMOTE CONTROL ENCLOSED

DE30879

WARNING

Incorrect Bale Saddle Setting

Most of weight on Table

Springs will tear Plastic

Correct Setting

All Bale Weight on Saddle Arms

Set the Bale Saddles to Completely Cradle the Bale

DE23972

WARNING

MOVING PART HAZARD

To prevent serious injury from moving part:

- Do not stand or climb on machine when operating.
- Keep others away.

DE23972

For Wrapping and Storage

Be sure Vent Cap on tank is Loose

DE23971

CANADA PATENT 1285862

USA PATENT 4793124

#DE23941



Flat Table

6' x 5 1/2' x 5' + Square Bales

DE23973

Flat Table

5' + Square Bales, 5 1/2' x 6'

DE23972

WARNING

To prevent serious injury or death from crushing:

- Stand clear to avoid being struck by arm being lowered.

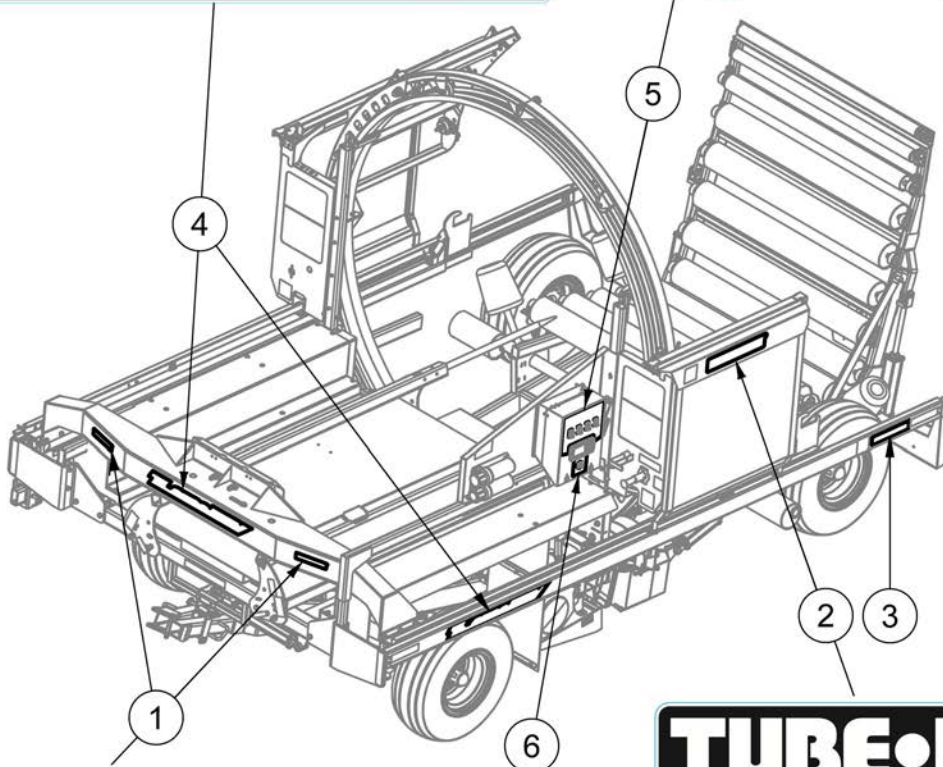

DE23978

Safety Decals

ITEM	QTY	PART NUMBER	DESCRIPTION	NOTE
	1	DE39390	TL6500 Safety Decal Kit	All Items
1	4	DE23836	Moving Part Hazard Text Decal	
2	1	DE23839	Read Owners Manual Decal Caution	
3	2	DE23846	Warning Moving Part Hazard (Rollers)	
4	1	DE23847	High Pressure Fluid Warning Decal	
5	1	DE23941	Canada/USA Patent Decal	
6	1	DE23942	Warning - Max. Transport Speed Decal	
7	1	DE23959	Bale Settings Correct and Incorrect	
8	1	DE23971	Wrapping and Storage Decal	
9	1	DE23972	Saddle Number RH Side Adjustment TL6500	
10	1	DE23973	Saddle Number LH Side Adjustment TL6500	
11	2	DE23974	Wrap Instruction Decal	
12	2	DE23978	Danger Decal (Stand Clear to Prevent Crushing)	
13	16	DE23979	Grease Decal	
14	1	DE30879	Remote Control Enclosed Decal	
15	1	DE37509	Decal for Film Snap	
16	1	DECANADA	Decal Made In Canada	

Model Decals

TL6500ECV



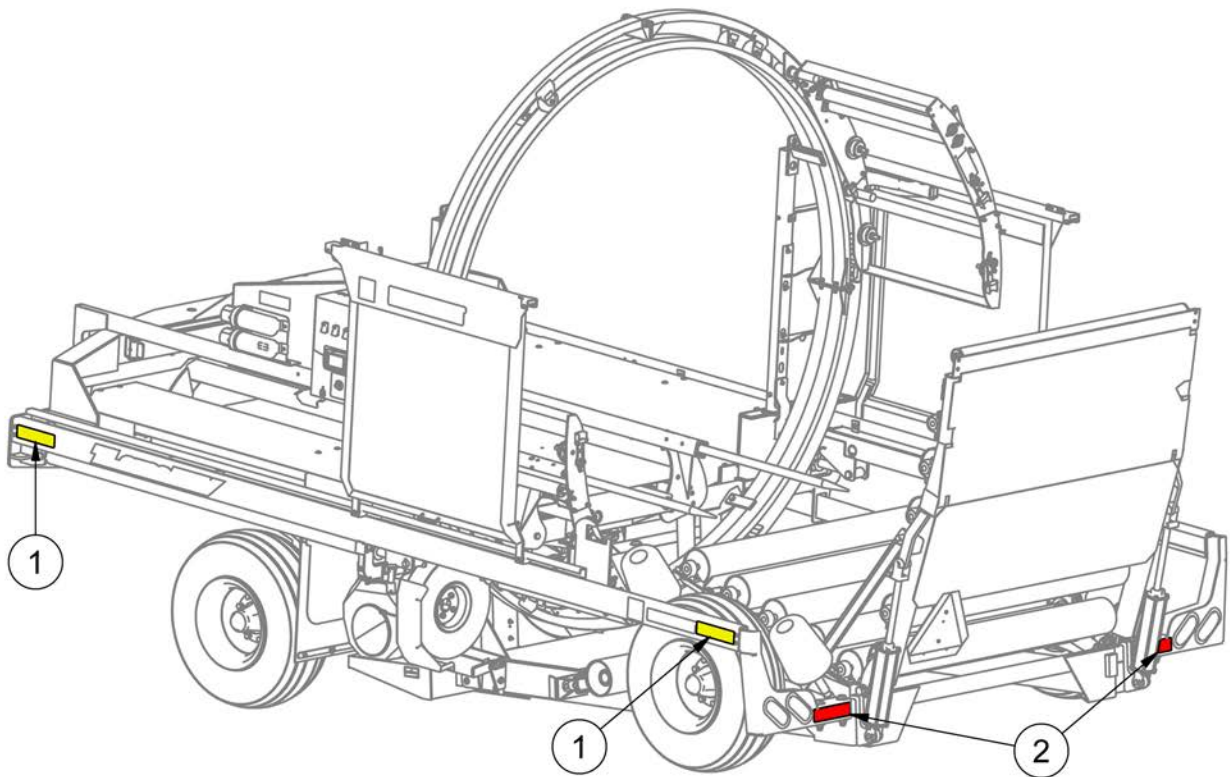
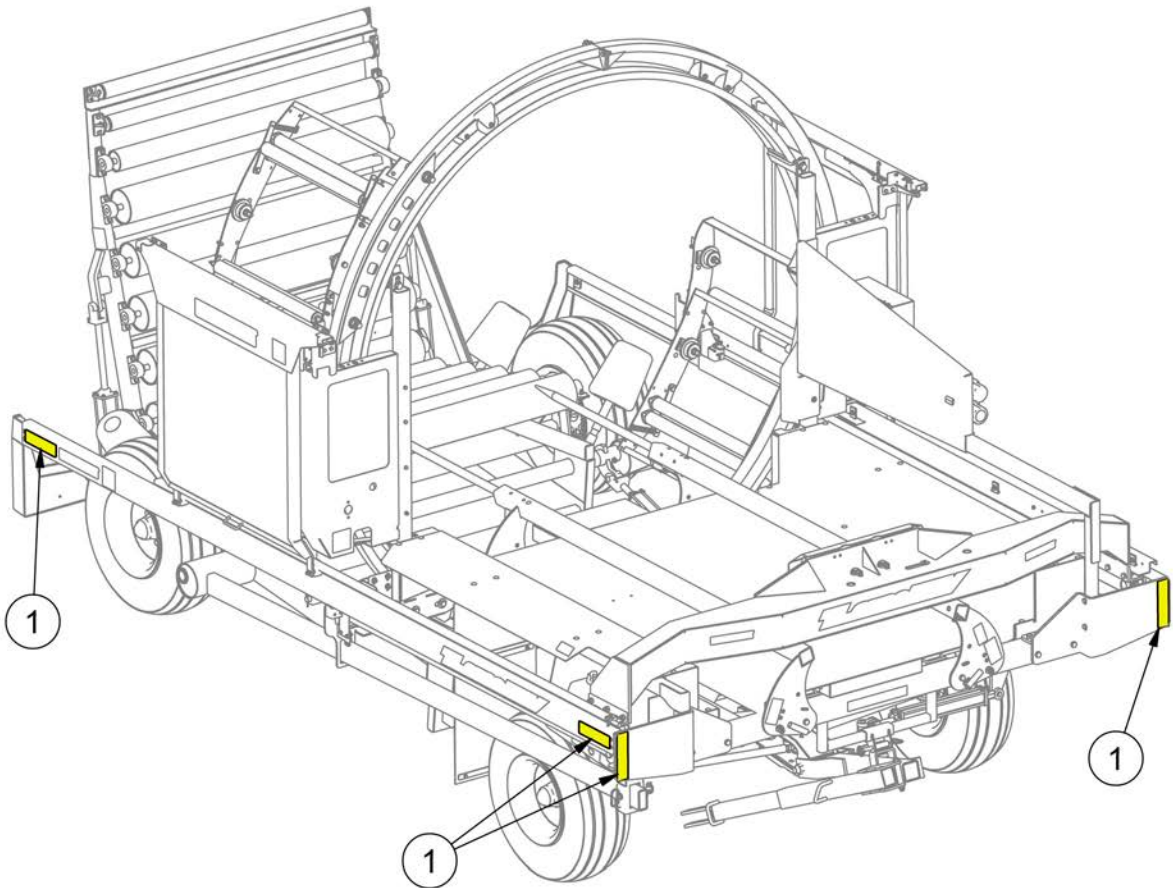
TUBE-LINE
MANUFACTURING LTD

TUBE-LINE
MANUFACTURING LTD














ITEM	QTY	PART NUMBER	DESCRIPTION	NOTE
	1	DE36092	TL6500ECV Model Decal Kit	Items 1-4
1	2	DE28705	Tubeline Decal 2.0" x 8.3 "	
2	2	DE28709	Tubeline Decal 4.50 x 20.00"	
3	2	DE28721	Tubeline Decal 3" x 12.50"	
4	3	DE36088	Decal for TL6500ECV Model Number 3.75" x 34"	
5	1	DE32780	ECV Decal for Control Box Face	
6	1	DE36089	Decal for ECV Power Drive Decal 4.25" x 4.5"	

Clearance Markers



ITEM	QTY	PART NUMBER	DESCRIPTION
1	6	DEAMBERSTRIP	Amber Reflective Strip Decal
2	2	DEREDSTRIP	Red Reflective Strip Decal

Torque Values - Imperial

SAE Grade and Head Markings	NO MARK	1 or 2 ^b	5	5.1	5.2	8	8.2
							
SAE Grade and Nut Markings	NO MARK	2	5		8		
							

Size	Grade 1				Grade 2 ^b				Grade 5, 5.1, or 5.2				Grade 8 or 8.2			
	Lubricated ^a		Dry ^a		Lubricated ^a		Dry ^a		Lubricated ^a		Dry ^a		Lubricated ^a		Dry ^a	
	N-m	lb-ft	N-m	lb-ft	N-m	lb-ft	N-m	lb-ft	N-m	lb-ft	N-m	lb-ft	N-m	lb-ft	N-m	lb-ft
1/4	3.7	2.8	4.7	3.5	6	4.5	7.5	5.5	9.5	7	12	9	13.5	10	17	12.5
5/16	7.7	5.5	10	7	12	9	15	11	20	15	25	18	28	21	35	26
3/8	14	10	17	13	22	16	27	20	35	26	44	33	50	36	63	46
7/16	22	16	28	20	35	26	44	32	55	41	70	52	80	58	100	75
1/2	33	25	42	31	53	39	67	50	85	63	110	80	120	90	150	115
9/16	48	36	60	45	75	56	95	70	125	90	155	115	175	130	225	160
5/8	67	50	85	62	105	78	135	100	170	125	215	160	240	175	300	225
3/4	120	87	150	110	190	140	240	175	300	225	375	280	425	310	550	400
7/8	190	140	240	175	190	140	240	175	490	360	625	450	700	500	875	650
1	290	210	360	270	290	210	360	270	725	540	925	675	1050	750	1300	975
1-1/8	400	300	510	375	400	300	510	375	900	675	1150	850	1450	1075	1850	1350
1-1/4	570	425	725	530	570	425	725	530	1300	950	1650	1200	2050	1500	2600	1950
1-3/8	750	550	950	700	750	550	950	700	1700	1250	2150	1550	2700	2000	3400	2550
1-1/2	1000	725	1250	925	990	725	1250	930	2250	1650	2850	2100	3600	2650	4550	3350

DO NOT use these values if a different torque value or tightening procedure is given for a specific application. Torque values listed are for general use only. Check tightness of fasteners periodically.

Shear bolts are designed to fail under predetermined loads. Always replace shear bolts with identical grade.

Fasteners should be replaced with the same or higher grade. If higher grade fasteners are used, these should only be tightened to the strength of the original.

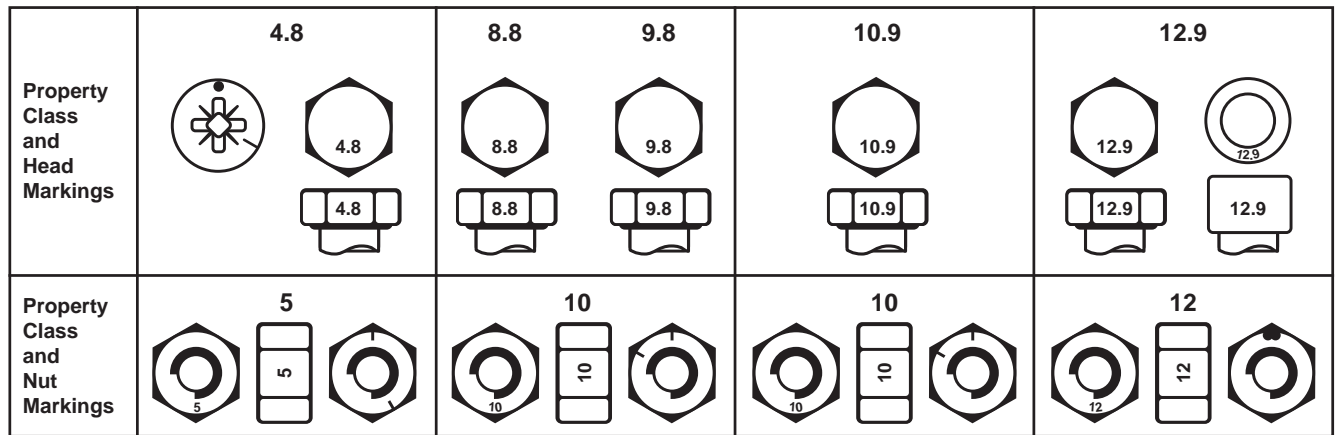
Make sure fasteners threads are clean and that you properly start thread engagement. This will prevent them from failing when tightening.

Tighten plastic insert or crimped steel-type lock nuts to approximately 50 percent of the dry torque shown in the chart, applied to the nut, not to the bolt head. Tighten toothed or serrated-type lock nuts to the full torque value.

^a "Lubricated" means coated with a lubricant such as engine oil, or fasteners with phosphate and oil coatings. "Dry" means plain or zinc plated without any lubrication.

^b Grade 2 applies for hex cap screws (not hex bolts) up to 152 mm (6-in.) long. Grade 1 applies for hex cap screws over 152 mm (6-in.) long, and for all other types of bolts and screws of any length.

Torque Values - Metric



Size	Class 4.8				Class 8.8 or 9.8				Class 10.9				Class 12.9			
	Lubricated ^a		Dry ^a		Lubricated ^a		Dry ^a		Lubricated ^a		Dry ^a		Lubricated ^a		Dry ^a	
	N-m	lb-ft	N-m	lb-ft	N-m	lb-ft	N-m	lb-ft	N-m	lb-ft	N-m	lb-ft	N-m	lb-ft	N-m	lb-ft
M6	4.8	3.5	6	4.5	9	6.5	11	8.5	13	9.5	17	12	15	11.5	19	14.5
M8	12	8.5	15	11	22	16	28	20	32	24	40	30	37	28	47	35
M10	23	17	29	21	43	32	55	40	63	47	80	60	75	55	95	70
M12	40	29	50	37	75	55	95	70	110	80	140	105	130	95	165	120
M14	63	47	80	60	120	88	150	110	175	130	225	165	205	150	260	190
M16	100	73	125	92	190	140	240	175	275	200	350	255	320	240	400	300
M18	135	100	175	125	260	195	330	250	375	275	475	350	440	325	560	410
M20	190	140	240	180	375	275	475	350	530	400	675	500	625	460	800	580
M22	260	190	330	250	510	375	650	475	725	540	925	675	850	625	1075	800
M24	330	250	425	310	650	475	825	600	925	675	1150	850	1075	800	1350	1000
M27	490	360	625	450	950	700	1200	875	1350	1000	1700	1250	1600	1150	2000	1500
M30	675	490	850	625	1300	950	1650	1200	1850	1350	2300	1700	2150	1600	2700	2000
M33	900	675	1150	850	1750	1300	2200	1650	2500	1850	3150	2350	2900	2150	3700	2750
M36	1150	850	1450	1075	2250	1650	2850	2100	3200	2350	4050	3000	3750	2750	4750	3500

DO NOT use these values if a different torque value or tightening procedure is given for a specific application. Torque values listed are for general use only. Check tightness of fasteners periodically.

Shear bolts are designed to fail under predetermined loads. Always replace shear bolts with identical property class.

Fasteners should be replaced with the same or higher property class. If higher property class fasteners are used, these should only be tightened to the strength of the original.

Make sure fasteners threads are clean and that you properly start thread engagement. This will prevent them from failing when tightening.

Tighten plastic insert or crimped steel-type lock nuts to approximately 50 percent of the dry torque shown in the chart, applied to the nut, not to the bolt head. Tighten toothed or serrated-type lock nuts to the full torque value.

^a "Lubricated" means coated with a lubricant such as engine oil, or fasteners with phosphate and oil coatings. "Dry" means plain or zinc plated without any lubrication.

Index

20hp Throttle Linkage2-3
36048 - Complete Ram	1-22
Bale Saddles	1-24
Battery4-5
Clearance Markers6-5
Control Panel4-1
Cylinder Supports	1-18
Engine - 20hp Honda2-1
Fenders.	1-16
Front Circuits3-6
Front Corners	1-20
Hoop1-2
Hoop Drive.1-8
Hydraulic Manifold Mount3-3
Hydraulic Manifold Valves3-4
Hydraulic Oil Tank3-2
Inline Wrapper 3 Year Limited Warranty Statement (<i>Excludes Individual Wrapper</i>)	//
Left Hoop Brace	1-14
Left Safety Guard.	1-12
Main Electrical Harness4-3
Main Plastic Film Carrier1-4
Manuals I
Model Decals6-4
Part Orders I
Parts Manual I
Parts Manual Usage I
Ram Speed Sensor4-7
Rear Axles & Light Brackets	1-28
Rear Circuits3-8
Right Safety Guard	1-10
Roller Bed & Brake	1-30
Safety Decals6-2
Section 1: Basic Parts1-1
Section 2: Engine.2-1
Section 3: Hydraulics3-1
Section 4: Electrical4-1
Section 5: Options5-1
Section 6: Decals.6-1
Serial Number. I
Side Rails	1-26
Steering.	1-34
Tail	1-32
TLFS - Film Snap.1-6
TLGR - Guide Rollers5-6

TLGSECV - Laser Guidance System.	5-10
TLHPDD6500ECV - Power Drive Brackets5-2
TLHPDD6500ECV - Power Drive Hoses5-4
TLNWLK-ECV - Halogen Night Light Kit.5-8
TLNWLKLED-ECV - LED Night Light Kit5-7
TLPSSK-ECV - Plastic Sensor Shutdown Kit	5-12
TLPSSKWEV - Plastic Sensor Shutdown Kit.	5-16
TLRSSKX2HDECV - Remote Control Kit5-9
Torque Values - Imperial7-1
Torque Values - Metric8-1
Twin Wrap Carrier	5-14



Scan with smartphone to
download latest manual.

CALIFORNIA

Proposition 65 Warning

Battery posts, terminals, and similar parts may contain lead which are known to the State of California to cause cancer and reproductive harm.
Wear gloves and wash hands after handling.



WARNING

The engine exhaust from this product contains chemicals known in the state of California to cause cancer, birth defects, or other reproductive harm.

TUBE•LINE™