

# TUBE•LINE™

Tubeline Manufacturing Limited  
6455 Reid Woods Drive RR #4  
Elmira, Ontario, Canada N3B 2Z3

Email: [sales@tubeline.ca](mailto:sales@tubeline.ca)

Fax: 519.669.5808

Tel: 519.669.9488

Toll-free (North America): 1.888.856.6613

[www.tubeline.ca](http://www.tubeline.ca)

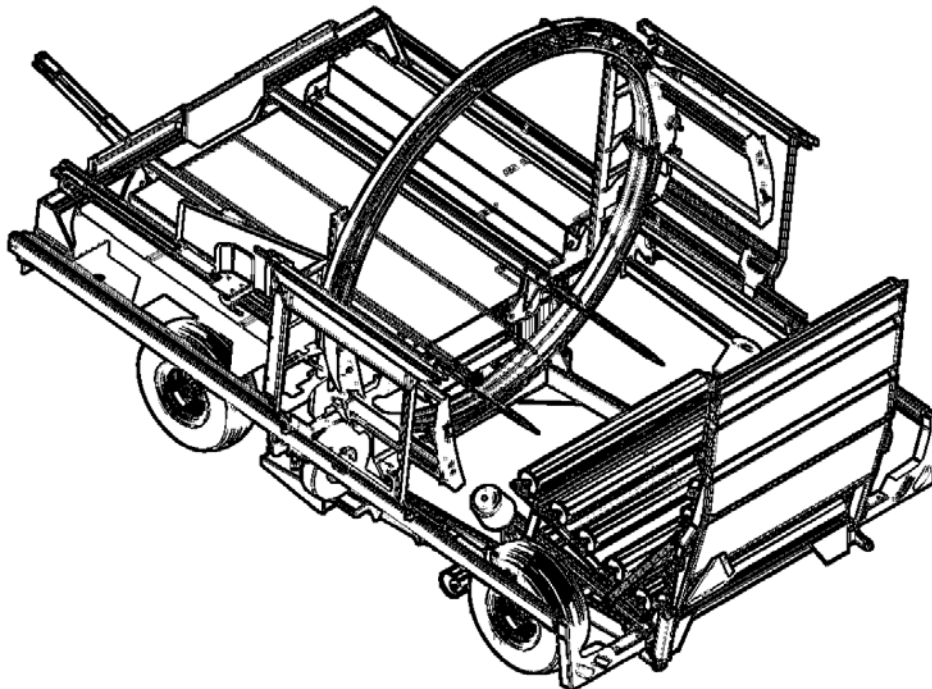
# Parts Manual

Keep this manual with the machine at all times.

## TL6500AX2

Balewrapper

# TL6500AX2



# Parts Manual

Thank you for choosing the Tubeline TL6500AX2 Balewrapper. Our hope is that it will give you many years of productive service. This machine is designed to wrap bales in a continual line with plastic film.

## Parts Manual Usage

This parts manual is used to order replacement parts by means of part breakdowns and their corresponding part lists. Each page contains a different range of integrated parts. Each illustration visually represents machine components. The part lists contain information needed to order replacement parts. Part lists include the following columns:

**ITEM** - Number matching parts breakdown balloons.

**QTY** - Quantity of components included in this breakdown, not entire machine.

**PART NUMBER** - The number to be used when placing an order.

**DESCRIPTION** - Term used to confirm its matching part number.

**NOTE** - Column may be added to part lists when a serial break or additional information is required.

Remember to always have your machine model and serial number on hand when ordering parts.

## Part Orders

Part orders are taken by your local Tubeline dealer and fulfilled through a regional distributor. For quick service please record your dealer name and contact information in the [Serial Number](#) section.

## Manuals

Parts manuals are printed and shipped with machines as they leave the manufacturer. Your machine may include parts or features not yet included in the initially shipped manual. The latest manual version can be found at [www.tubeline.ca/support](http://www.tubeline.ca/support). Tubeline reserves the right to update and change manuals as seen fit. Dealers are informed of any pressing changes/ modifications. They can help you with any questions regarding replacement parts.

## Serial Number

The implement serial number is located on the front left corner of the frame. (See below) This number helps us to track changes and improvements and must be mentioned when ordering parts or requesting service. For your convenience, a space has been provided inside the front cover of this manual to record the serial number, model number, purchase date, and dealer name.

Model No: \_\_\_\_\_

Serial No: \_\_\_\_\_


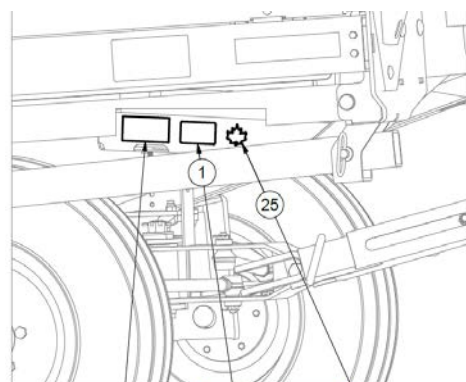
Date Purchased: \_\_\_\_\_

Dealer Name: \_\_\_\_\_

Dealer Contact: \_\_\_\_\_

Engine Model No: \_\_\_\_\_

Engine Serial No: \_\_\_\_\_





## **Inline Wrapper 3 Year Limited Warranty Statement** *(Excludes Individual Wrapper)*

All Equipment is sold subject to mutual agreement that it is warranted by Tube-Line Manufacturing Ltd (hereinafter the company) to be free from defects in material and workmanship. The company's liability shall be limited exclusively to the original owner to replace or repair without charge, at its factory or elsewhere, at its discretion, any defects in material or workmanship which become apparent in the first year from the date on which the equipment was purchased. In the second and third year the company will supply at no charge replacement of defective parts only. Installation and freight will be at the expense of the owner.

Components supplied by third parties and not manufactured by the company will carry such warranty as extended by such parties, such as but not limited to, tires, batteries, electrical components, hydraulics and engines.

The buyer by the acceptance of the equipment will assume all liability for any damages which may result from accident, abuse or misuse by his employees or others. Any equipment that has been altered or modified without prior written authorization by the company will render the warranty null and void.

No employee or representative of the company is authorized to make changes to this warranty or grant additional warranty terms unless authorized in writing by management of the company.

The company shall not be liable for special, indirect or consequential damages of any kind including but not limited to, loss of revenue, rental replacement costs or other losses.

Normal wear and tear from normal use of the equipment is not warranted. The end user is expected to maintain and service the equipment in accordance with accepted practices. Failure to do so will void the terms of this warranty.

Warranty coverage is null and void unless Warranty Registration form has been completely filled in and is on file at Tube-Line Manufacturing Ltd.

**NOTE:** Newest manual version can be found at [www.tubeline.ca/support](http://www.tubeline.ca/support)

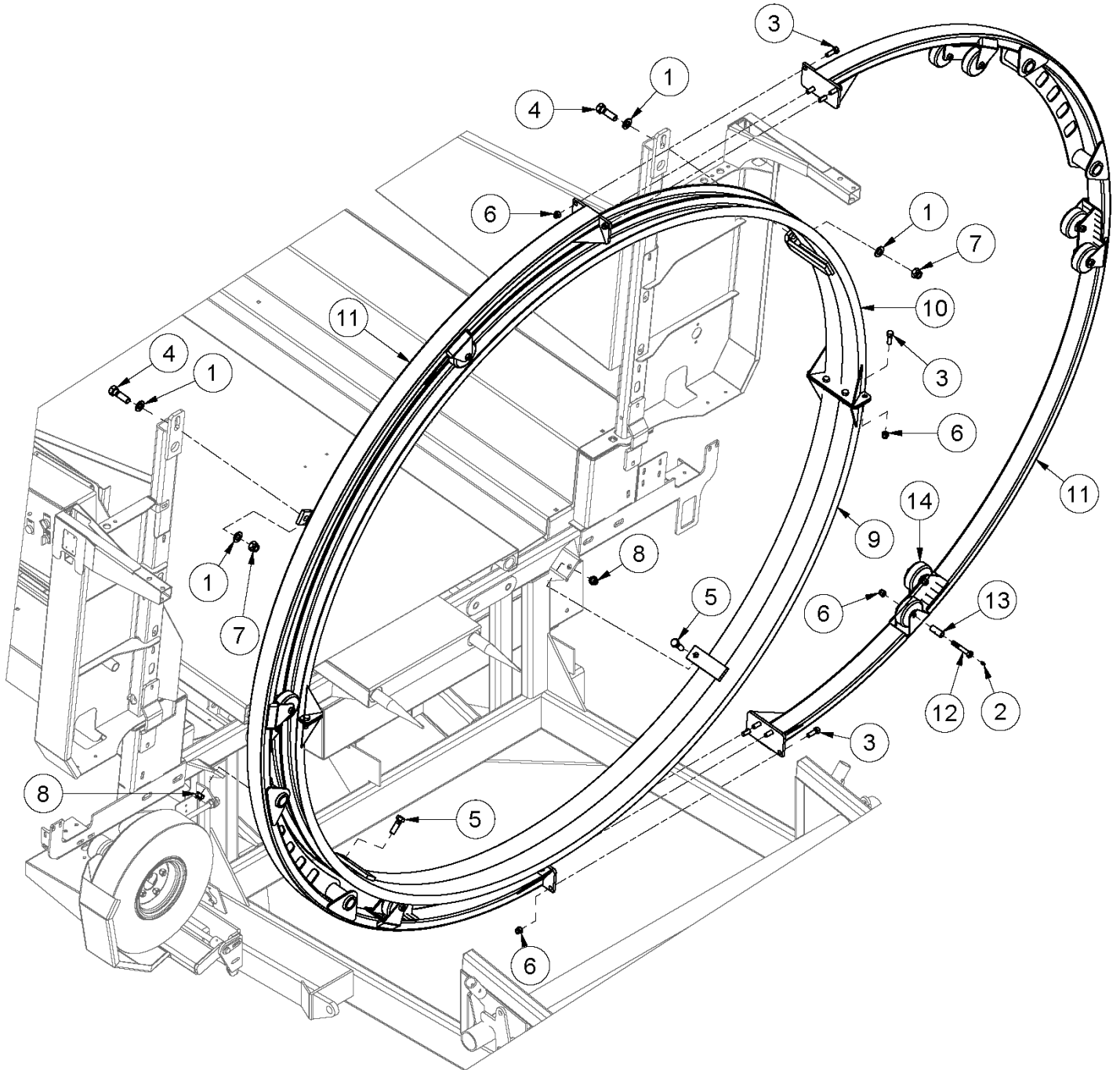
# Table of Contents

<b>Parts Manual</b>	<b>I</b>
Parts Manual Usage	I
Part Orders	I
Manuals	I
Serial Number	I
Inline Wrapper 3 Year Limited Warranty Statement ( <i>Excludes Individual Wrapper</i> )	II
<b>Section 1: Basic Parts - After S/N 146501</b>	<b>1-1</b>
Hoop	1-2
Plastic Film Carrier	1-4
TLFS - Film Snap	1-6
Hoop Drive	1-8
Right Safety Guard	1-10
Left Safety Guard	1-12
Fenders	1-14
Cylinder Supports	1-16
Front Corners	1-18
36048 - Complete Ram	1-20
Bale Saddles	1-22
Side Rails	1-24
Rear Corners	1-26
Roller Bed & Brake	1-28
Tail	1-30
Steering	1-32
<b>Section 2: Basic Parts - Prior to S/N 146501</b>	<b>2-1</b>
Hoop Posts	2-2
Hoop Braces	2-3
Cylinder Supports	2-4
Front Pushoff	2-5
Ram	2-6
Side Rails	2-7
Tail	2-8
<b>Section 3: Engines</b>	<b>3-1</b>
TL20HP - 20hp Honda	3-2
20hp Throttle Linkage	3-4
<b>Section 4: Hydraulics</b>	<b>4-1</b>
Hydraulic Layout - 20hp Front Circuits	4-2
Hydraulic Layout - 20hp Rear Circuits	4-4
Hydraulic Oil Tank	4-6
Hydraulic Manifold	4-7
<b>Section 5: Electrical</b>	<b>5-1</b>
Control Panel	5-1
Battery	5-3
Running Lights	5-4

<b>Section 6: Options</b>	<b>6-1</b>
TLHPDD6500 - Dual Power Drive	6-1
Power Drive Brackets	6-3
TLGR - Guide Rollers	6-5
TLNWLKLED - LED Night Light Kit	6-6
TLNWLK - Halogen Night Light Kit	6-7
TLRSSKX2HD(E) - Remote Control Kits	6-8
TLMPO-6000 - Bale Dispatch Arm	6-9
TLGS - Laser Guidance System	6-11
TLPSSK - Plastic Sensor Shutdown Kit	6-13
TLPSSKW - Plastic Sensor Shutdown Kit	6-15
TLTWK - Twin Wrap Kit	6-17
<b>Section 7: Decals</b>	<b>7-1</b>
Safety Decal Locations	7-1
Safety Decal List	7-2
<b>Imperial Torque Value Chart</b>	<b>8-1</b>
<b>Metric Torque Value Chart</b>	<b>9-1</b>

# Section 1: Basic Parts - After S/N 146501

# Hoop

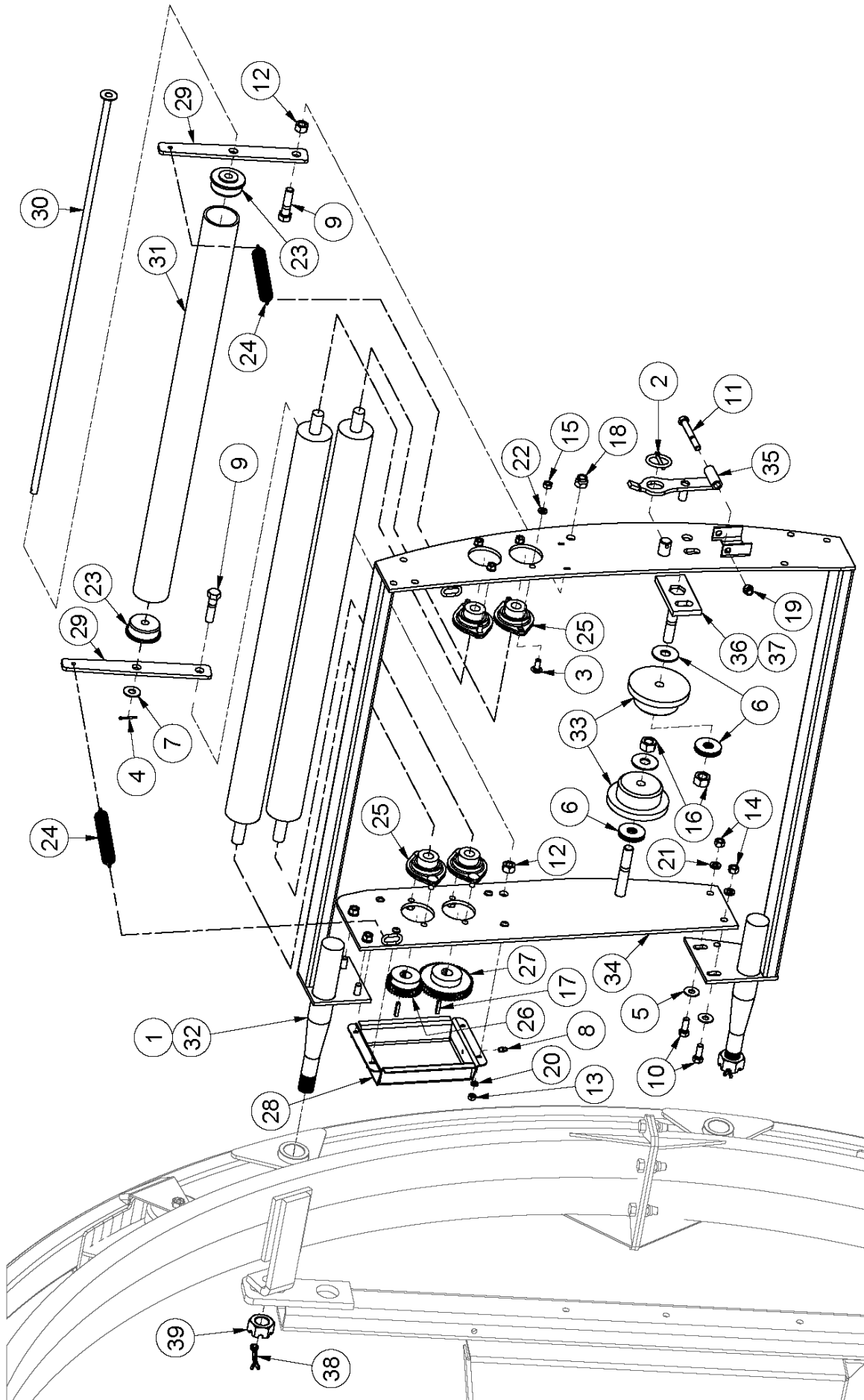


# Hoop

ITEM	QTY	PART NUMBER	DESCRIPTION
1	4	FW 3/4	Flatwasher - 3/4" Zinc Plated USS
2	12	GR 1/4 X 28	Grease Fitting 1/4-28 Straight Standard Zerk
3	16	HB 1/2-13X1.5 Z5	Hex Bolt 1/2-13x1 1/2 Grade 5 Zinc Plated Hex Cap Screw
4	2	HB 3/4-10X2.5 Z5	Hex Bolt 3/4-10x2 1/2 Grade 5 Zinc Plated Hex Cap Screw
5	2	HB 5/8-11X2 Z5	Hex Bolt 5/8-11x2 Grade 5 Zinc Plated Hex Cap Screw
6	28	LN 1/2 N	LN 1/2-13 Zinc Plated Nylon Insert Lock Nut
7	2	LN 3/4 N	LN 3/4-10 Zinc Plated Nylon Insert Lock Nut
8	2	LN 5/8 N	LN 5/8-11 Zinc Plated Nylon Insert Lock Nut
9	1	TL6X2-100-001	Lower inner Ring
10	1	TL6X2-100-002	Upper Inner Ring
11	2	TL6X2-100-003	Outer Hoop
12	12	TL500-100-015	Hoop Wheel Axle Bolt
13	12	TL550-200-016	Spanner
14	12	TLWHEEL01	Hoop Wheel



# Plastic Film Carrier

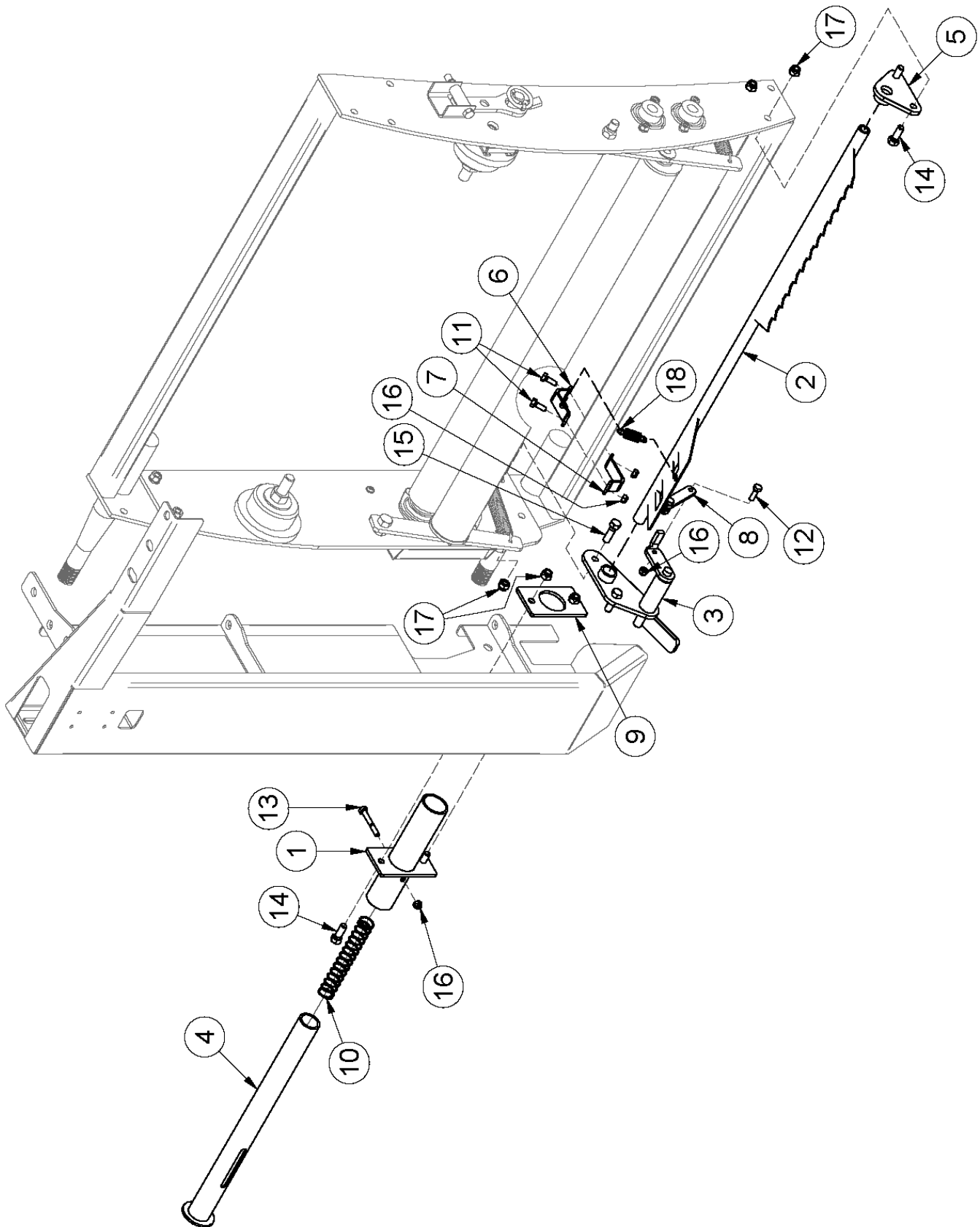


## Plastic Film Carrier

ITEM	QTY	PART NUMBER	DESCRIPTION	NOTE
1	2	TL550-100-072	Complete Wrap Carrier	Two Per Balewrapper
2	1	25680	Linch Pin 3/16 X 1.5	
3	8	CB 5/16-18 X0.75 Z5	Carriage Bolt - 5/16-18 x 3/4" Grade 5 Zinc	
4	1	CP 18X1	Pin, Cotter - 1/8" X 1.0"	
5	2	FW 3/8	Flatwasher - 3/8" Zinc Plated USS	
6	8	FW 5/8	Flatwasher - 5/8" Zinc Plated USS	
7	1	FW 7/16	Flatwasher - 7/16" Zinc Plated USS	
8	1	GR 1/4 X 28	Grease Fitting 1/4-28 Straight Standard Zerk	
9	2	HB 1/2-13X2 Z5	Hex Bolt 1/2-13x2 Grade 5 Zinc Plated Hex Cap Screw	
10	4	HB 3/8-16X1 Z5	Hex Bolt 3/8-16x1 Grade 5 Zinc Plated Hex Cap Screw	
11	1	HB 3/8-16X3 Z5	Hex Bolt 3/8-16x3 Grade 5 Zinc Plated Hex Cap Screw	
12	2	HN 1/2	Hex Nut 1/2"-13 Grade 5 Zinc Plated Finished	
13	4	HN 1/4	Hex Nut 1/4"-20 Grade 5 Zinc Plated Finished	
14	4	HN 3/8	Hex Nut 3/8"-16 Grade 5 Zinc Plated Finished	
15	8	HN 5/16	Hex Nut 5/16"-18 Grade 5 Zinc Plated Finished	
16	2	HN 5/8	Hex Nut 5/8"-11 Grade 5 Zinc Plated Finished	
17	2	KS44823	Keystock .188 X 1	
18	2	LN 1/2 N	LN 1/2-13 Zinc Plated Nylon Insert Lock Nut	
19	1	LN 3/8 N	LN 3/8-16 Zinc Plated Nylon Insert Lock Nut	
20	4	LW 1/4	LW - 1/4" Zinc Plated Medium Split	
21	4	LW 3/8	LW - 3/8" Zinc Plated Medium Split	
22	8	LW 5/16	LW - 5/16" Zinc Plated Medium Split	
23	2	TL500-100-021	Plastic Roller Cap	
24	2	TL500-100-135	Spring - Tensioner	
25	4	TL550-100-007	3/4" Flange Bearing (Flangettes & Bearing)	
26	1	TL550-100-008	Small Gear - 3/4 Bore, KW, SS, 14 1/2 Deg, 2.25 P.D.	
27	1	TL550-100-009	Large Gear - 3/4 Bore, KW, SS, 14 1/2 Degree, 3.50 P.D.	
28	1	TL550-100-010	Grease Box	
29	2	TL550-100-016	Plastic Roller Mount	
30	1	TL550-100-018	Plastic Roller Pin	
31	1	TL550-100-022	Plastic Roller	
32	1	TL550-100-089	Main Wrap Bracket	
33	2	TL550-200-012	Plastic Wrap Spool	
34	1	TL550-200-090	Main Wrap Side Insert	
35	1	TL550-200-103	Spool Latch	
36	1	TL550-200-115	Spool Holder	
37	1	TL5X2-500-103	Spool Holder c/w Parts	Incl. Item 6(x4),16,33 & 36
38	2	CP 1/4 x 2.0	Pin, Cotter - 1/4" x 2.0 Zinc Plated	
39	2	HN 1-12 UNF CASTLE	Hex Nut 1"-12 Slotted Plain Finish (NF Castle Nut Bare)	

# TLFS - Film Snap

Standard as of serial number 156501. Retrofittable.

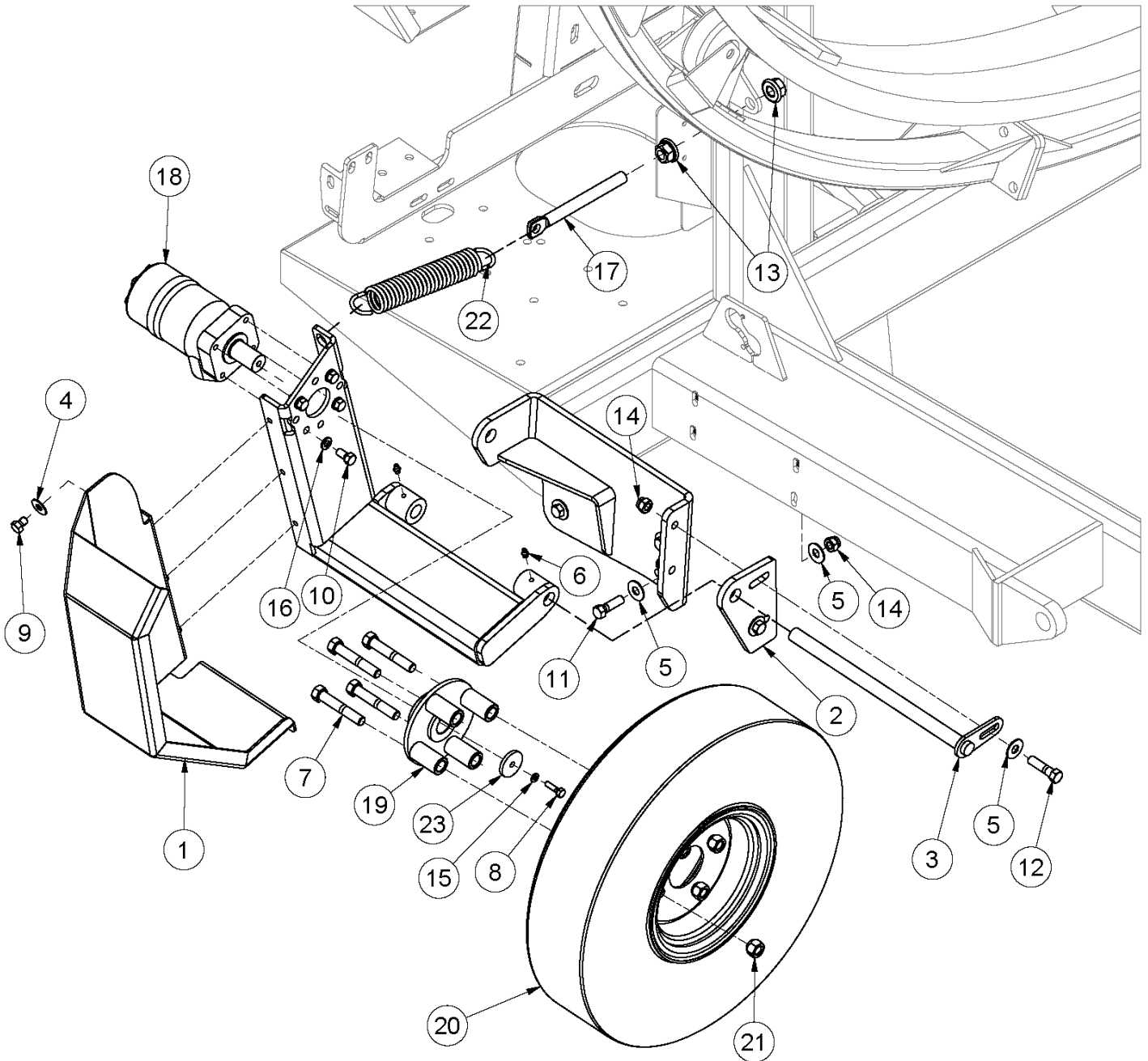


## TLFS - Film Snap

*Standard as of serial number 156501. Retrofittable.*

ITEM	QTY	PART NUMBER	DESCRIPTION
1	1	33352	Wrap Cut Tube Support
2	1	33353	Wrap Cut
3	1	33354	Wrap Cut Swivel
4	1	33355	Cut Push Tube
5	1	33356	Pivot Support Bracket
6	1	36021	Spring Mount
7	1	36026	Bracket For Film Snap
8	1	36068	Swivel Plate
9	1	36629	Pipe Support
10	1	36900	Film Snap Compression Spring
11	2	HB 1/4-20X 3/4 Z5	Hex Bolt - 1/4"-20 x 3/4" Grade 5 Zinc Plated Hex Cap Screw NC
12	2	HB 1/4-20X1.0 Z5	Hex Bolt 1/4-20 x 1" Grade 5 Zinc Plated Hex Cap Screw NC
13	1	HB 1/4-20X2.0 Z5	Hex Bolt Plated Gr. 5 NC
14	4	HB 3/8-16X1.0 Z5	Hex Bolt 3/8-16 x 1" Grade 5 Zinc Plated Hex Cap Screw NC
15	2	HB 3/8-16X1.1/4 Z5	Hex Bolt 3/8-16 x 1 1/4" Grade 5 Zinc Plated Hex Cap Screw NC
16	5	LN 1/4 N	Locknuts - 1/4-20 Zinc Plated Nylon Insert
17	6	LN 3/8 N	Locknuts - 3/8-16 Zinc Plated Nylon Insert
18	1	TL500-100-062	Extension Spring

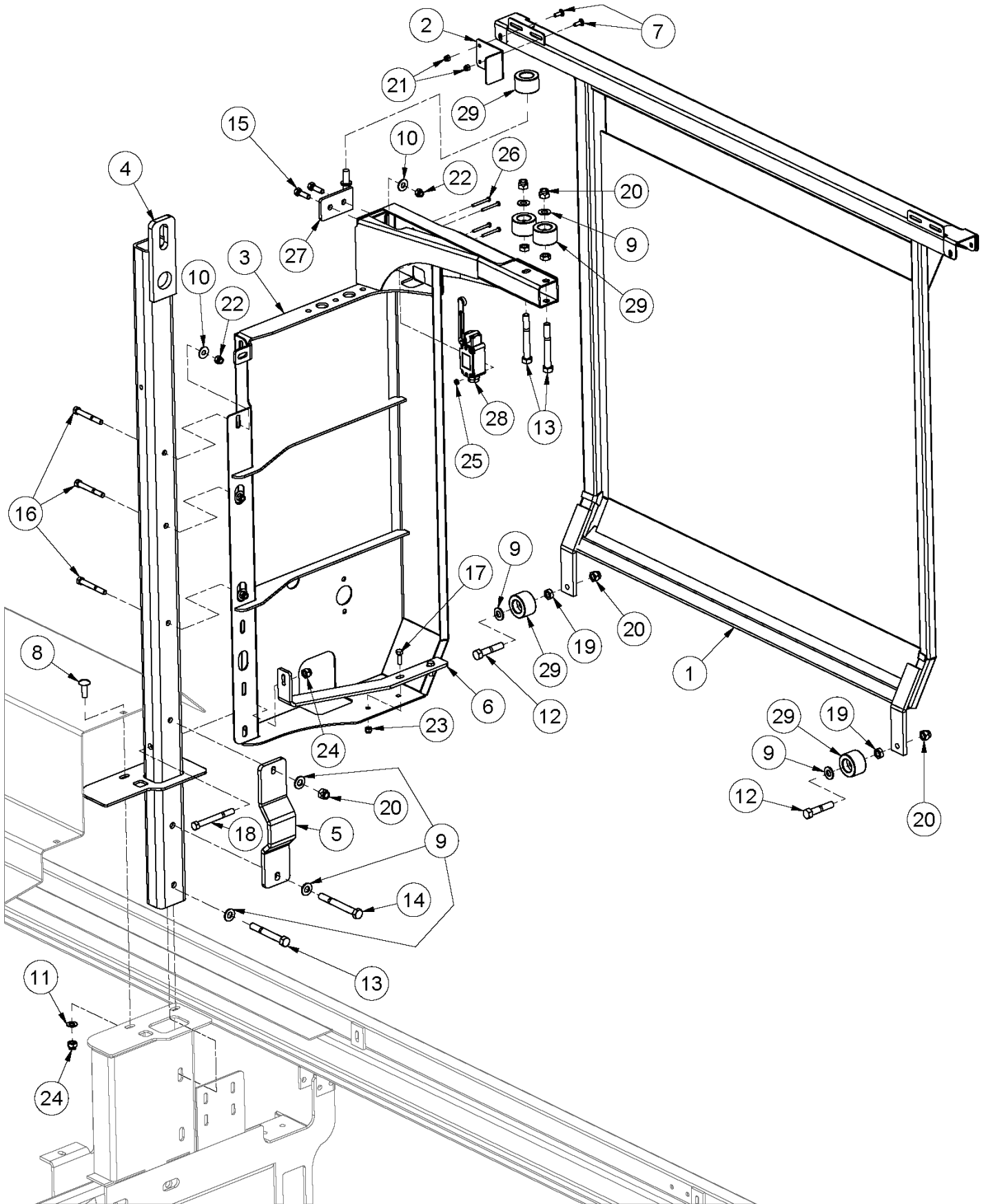
# Hoop Drive



## Hoop Drive

ITEM	QTY	PART NUMBER	DESCRIPTION	NOTE
1	1	25073	Hoop Wheel Guard	
2	1	28561	Hoop Drive Adjuster	
3	1	28610	Hoop Drive Pin	
4	10	FW 3/8	Flatwasher - 3/8" Zinc Plated USS	
5	10	FW 7/16	Flatwasher - 7/16" Zinc Plated USS	
6	2	GR 1/4 X 28	Grease Fitting 1/4-28 Straight Standard Zerk	
7	4	HB 1/2-13X3 Z5	Hex Bolt 1/2-13x3 Grade 5 Zinc Plated Hex Cap Screw	
8	1	HB 1/4-20X1 Z5	Hex Bolt 1/4-20x1 Grade 5 Zinc Plated Hex Cap Screw	
9	3	HB 3/8-16X0.5 Z5	Hex Bolt 3/8-16x1/2 Grade 5 Zinc Plated Hex Cap Screw	
10	4	HB 3/8-16X0.75 Z5	Hex Bolt 3/8-16x3/4 Grade 5 Zinc Plated Hex Cap Screw	
11	5	HB 7/16-14X1.5 Z5	Hex Bolt 7/16-14x1 1/2 Grade 5 Zinc Plated Hex Cap Screw	
12	1	HB 7/16-14X1.75 Z5	Hex Bolt 7/16-14x1 3/4 Grade 5 Zinc Plated Hex Cap Screw	
13	2	HNC5/8	Serrated Hex Nut	
14	6	LN 7/16 N	LN 7/16-14 Zinc Plated Nylon Insert Lock Nut	
15	1	LW 1/4	LW - 1/4" Zinc Plated Medium Split	
16	4	LW 3/8	LW - 3/8" Zinc Plated Medium Split	
17	1	PP00051	Flat Eyebolt - 5/8 X 7	
18	1	TL5X2-200-050	Hydraulic Motor	
19	1	TL500-100-051	Hoop Drive Wheel Hub	
20	1	TL500-100-052	Drive Wheel	5.70-8 Tire
21	4	TL500-100-054	1/2 Wheel Nut	
22	1	TL500-101-231	Wheel Tensioner Spring	
23	1	TL552404	Hoop Motor Plate	

# Right Safety Guard

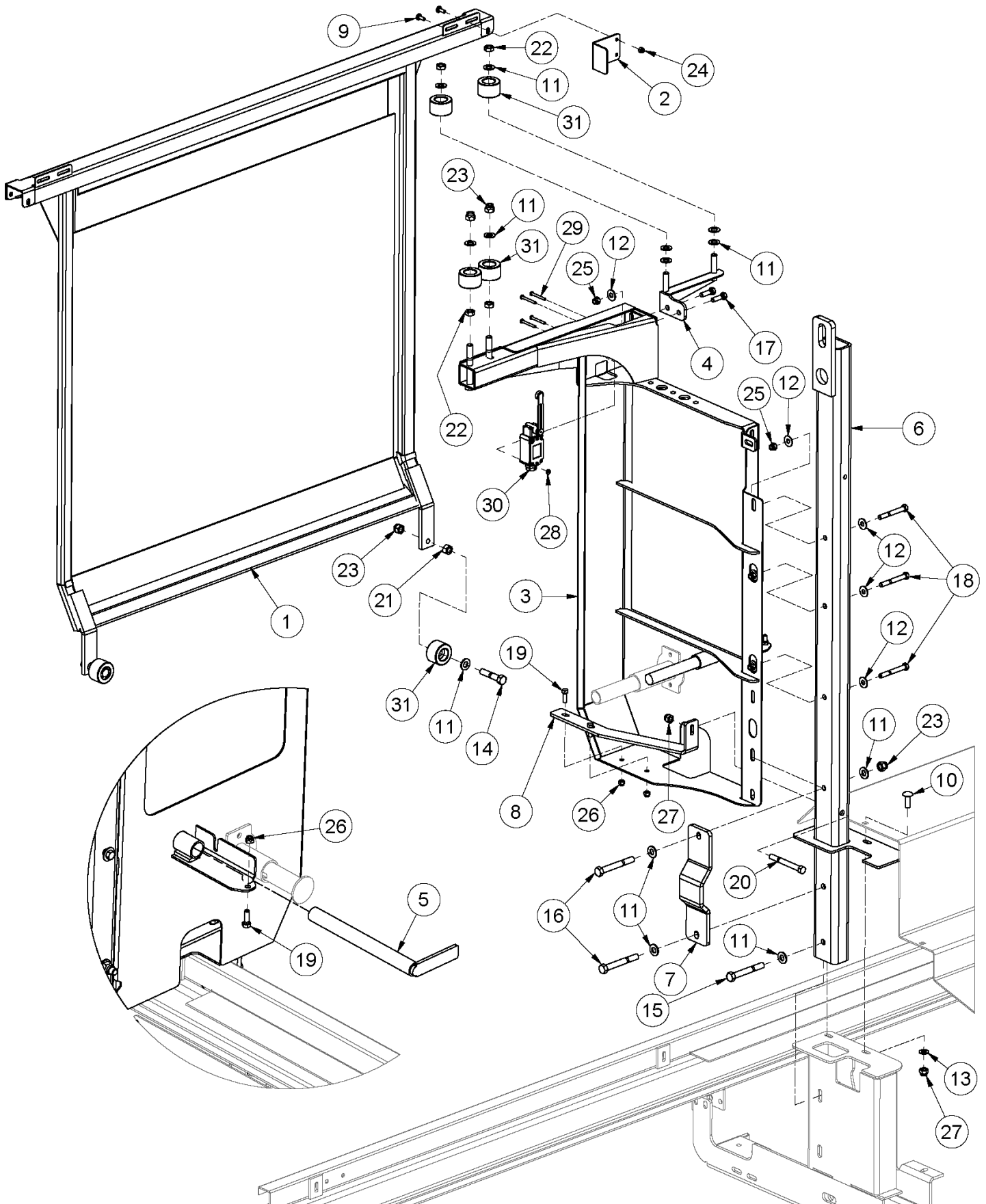


## Right Safety Guard

ITEM	QTY	PART NUMBER	DESCRIPTION
1	1	24111	Safety Door
2	1	25062	Door Switch Tab
3	1	28550M	Left Door Mount
4	1	33065	Post
5	1	36610	Post Enforcer
6	1	36611	Door Mount Brace
7	2	CB 1/4-20 X0.75 Z5	Carriage Bolt - 1/4-20 x 3/4" Grade 5 Zinc
8	2	CB 7/16-14 X1.25 Z5	Carriage Bolt - 7/16-14 x 1 1/4" Grade 5 Zinc
9	10	FW 1/2	Flatwasher - 1/2" Zinc Plated USS
10	8	FW 3/8	Flatwasher - 3/8" Zinc Plated USS
11	2	FW 7/16	Flatwasher - 7/16" Zinc Plated USS
12	2	HB 1/2-13X2.5 Z5	Hex Bolt 1/2-13x2 1/2 Grade 5 Zinc Plated Hex Cap Screw
13	3	HB 1/2-13X4 Z5	Hex Bolt 1/2-13x4 Grade 5 Zinc Plated Hex Cap Screw
14	1	HB 1/2-13X4.5 Z5	Hex Bolt 1/2-13x4 1/2 Grade 5 Zinc Plated Hex Cap Screw
15	2	HB 3/8-16X1.25 Z5	Hex Bolt 3/8-16x1 1/4 Grade 5 Zinc Plated Hex Cap Screw
16	3	HB 3/8-16X3 Z5	Hex Bolt 3/8-16x3 Grade 5 Zinc Plated Hex Cap Screw
17	2	HB 5/16-18X1 Z5	Hex Bolt 5/16-18x1 Grade 5 Zinc Plated Hex Cap Screw
18	1	HB 7/16-14X4 Z5	Hex Bolt 7/16-14x4 Grade 5 Zinc Plated Hex Cap Screw
19	4	HN 1/2 JAM	Hex Nut - 1/2-13 Zinc Plated Hex Jam Nut
20	7	LN 1/2 N	LN 1/2-13 Zinc Plated Nylon Insert Lock Nut
21	2	LN 1/4 N	LN 1/4-20 Zinc Plated Nylon Insert Lock Nut
22	7	LN 3/8 N	LN 3/8-16 Zinc Plated Nylon Insert Lock Nut
23	2	LN 5/16 N	LN 5/16-18 Zinc Plated Nylon Insert Lock Nut
24	3	LN 7/16 N	LN 7/16-14 Zinc Plated Nylon Insert Lock Nut
25	4	LN 10-24	K-Lok Locknut
26	4	MS #10X24X1.75	Machine Screw - (Inch)
27	1	TL5X2-301-103	Right Top Door Roller Bracket
28	1	TL550-100-060	Limit Switch
29	5	TL559906	Door Rollers



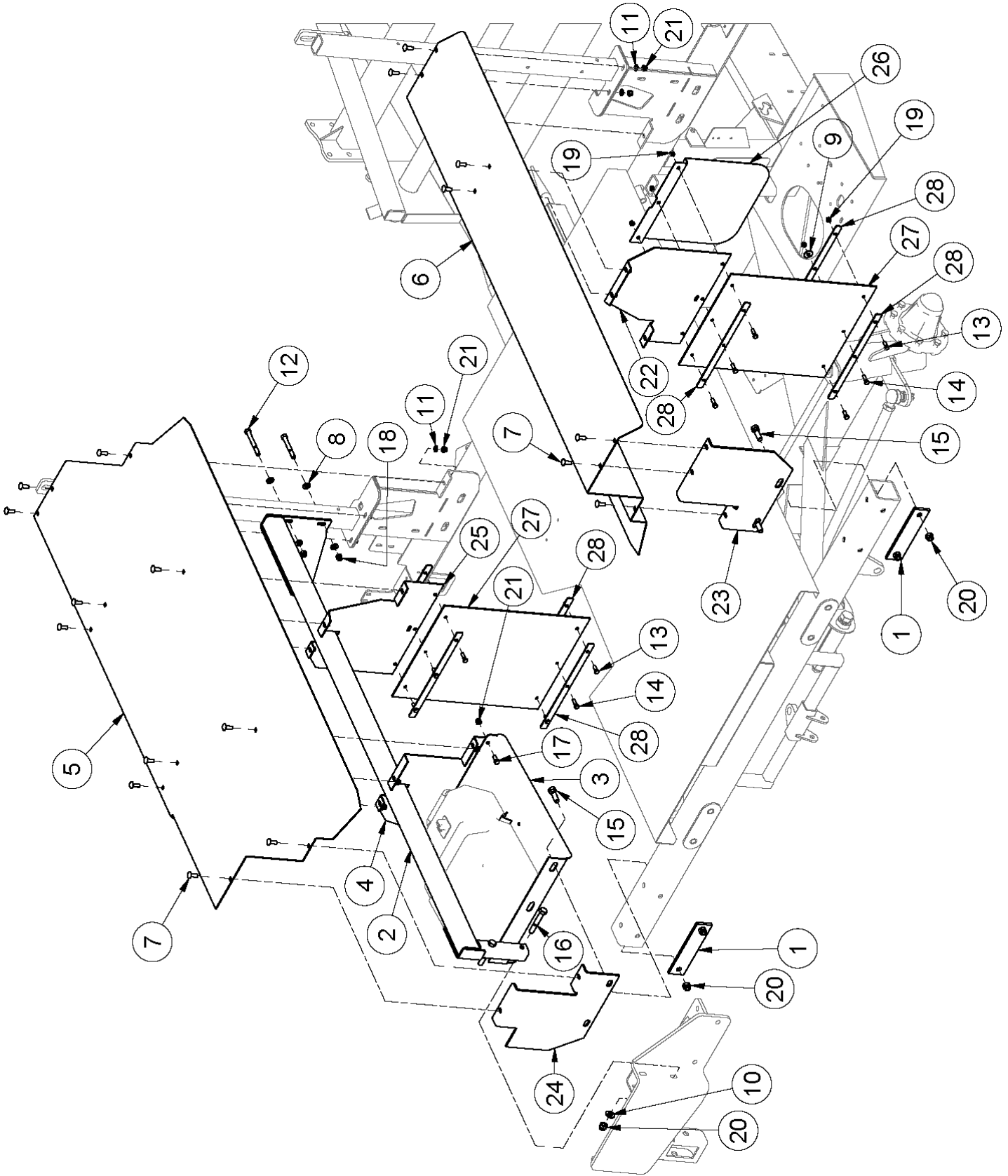
# Left Safety Guard



## Left Safety Guard

ITEM	QTY	PART NUMBER	DESCRIPTION
1	1	24111	Safety door
2	1	25062	Door Switch Tab
3	1	28550	Left Door Mount
4	1	31565	Door Mount Extension
5	1	31794	6500 Hoop Lock Pin
6	1	33064	Left Hoop Post
7	1	36610	Post Enforcer
8	1	36611M	Door Brace
9	2	CB 1/4-20 X0.75 Z5	Carriage Bolt - 1/4-20 x 3/4" Grade 5 Zinc
10	2	CB 7/16-14 X1.25 Z5	Carriage Bolt - 7/16-14 x 1 1/4" Grade 5 Zinc
11	16	FW 1/2	Flatwasher - 1/2" Zinc Plated USS
12	8	FW 3/8	Flatwasher - 3/8" Zinc Plated USS
13	2	FW 7/16	Flatwasher - 7/16" Zinc Plated USS
14	2	HB 1/2-13X2.5 Z5	Hex Bolt 1/2-13x2 1/2 Grade 5 Zinc Plated Hex Cap Screw
15	1	HB 1/2-13X3.75 Z5	Hex Bolt 1/2-13x3 3/4 Grade 5 Zinc Plated Hex Cap Screw
16	4	HB 1/2-13X4 Z5	Hex Bolt 1/2-13x4 Grade 5 Zinc Plated Hex Cap Screw
17	2	HB 3/8-16X1.25 Z5	Hex Bolt 3/8-16x1 1/4 Grade 5 Zinc Plated Hex Cap Screw
18	3	HB 3/8-16X3 Z5	Hex Bolt 3/8-16x3 Grade 5 Zinc Plated Hex Cap Screw
19	3	HB 5/16-18X1 Z5	Hex Bolt 5/16-18x1 Grade 5 Zinc Plated Hex Cap Screw
20	1	HB 7/16-14X4 Z5	Hex Bolt 7/16-14x4 Grade 5 Zinc Plated Hex Cap Screw
21	2	HN 1/2	Hex Nut 1/2"-13 Grade 5 Zinc Plated Finished
22	4	HN 1/2 JAM	Hex Nut - 1/2-13 Zinc Plated Hex Jam Nut
23	7	LN 1/2 N	LN 1/2-13 Zinc Plated Nylon Insert Lock Nut
24	2	LN 1/4 N	LN 1/4-20 Zinc Plated Nylon Insert Lock Nut
25	6	LN 3/8 N	LN 3/8-16 Zinc Plated Nylon Insert Lock Nut
26	3	LN 5/16 N	LN 5/16-18 Zinc Plated Nylon Insert Lock Nut
27	3	LN 7/16 N	LN 7/16-14 Zinc Plated Nylon Insert Lock Nut
28	4	LN 10-24	K-Lok Locknut
29	4	MS #10X24X1.75	Machine Screw - (Inch)
30	1	TL550-100-060	Limit Switch
31	6	TL559906	Door Roller

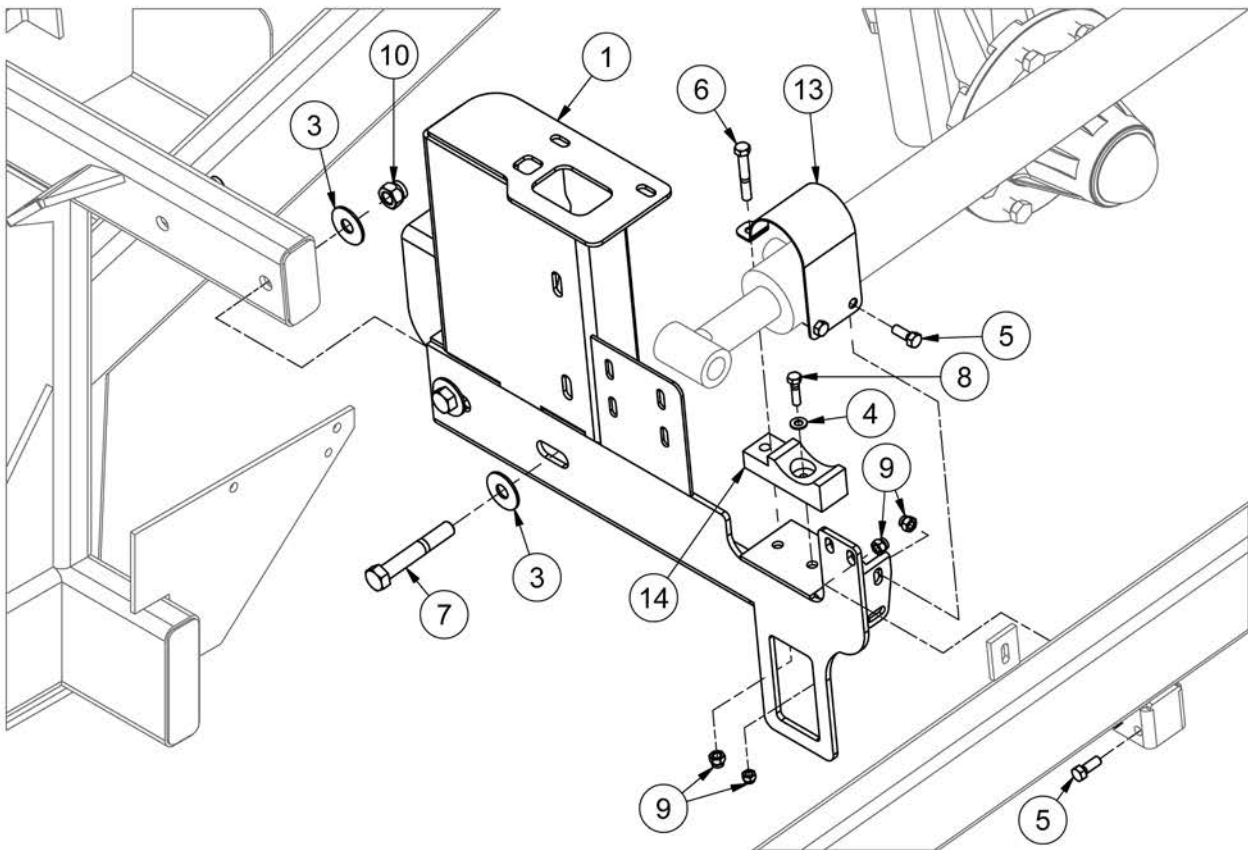
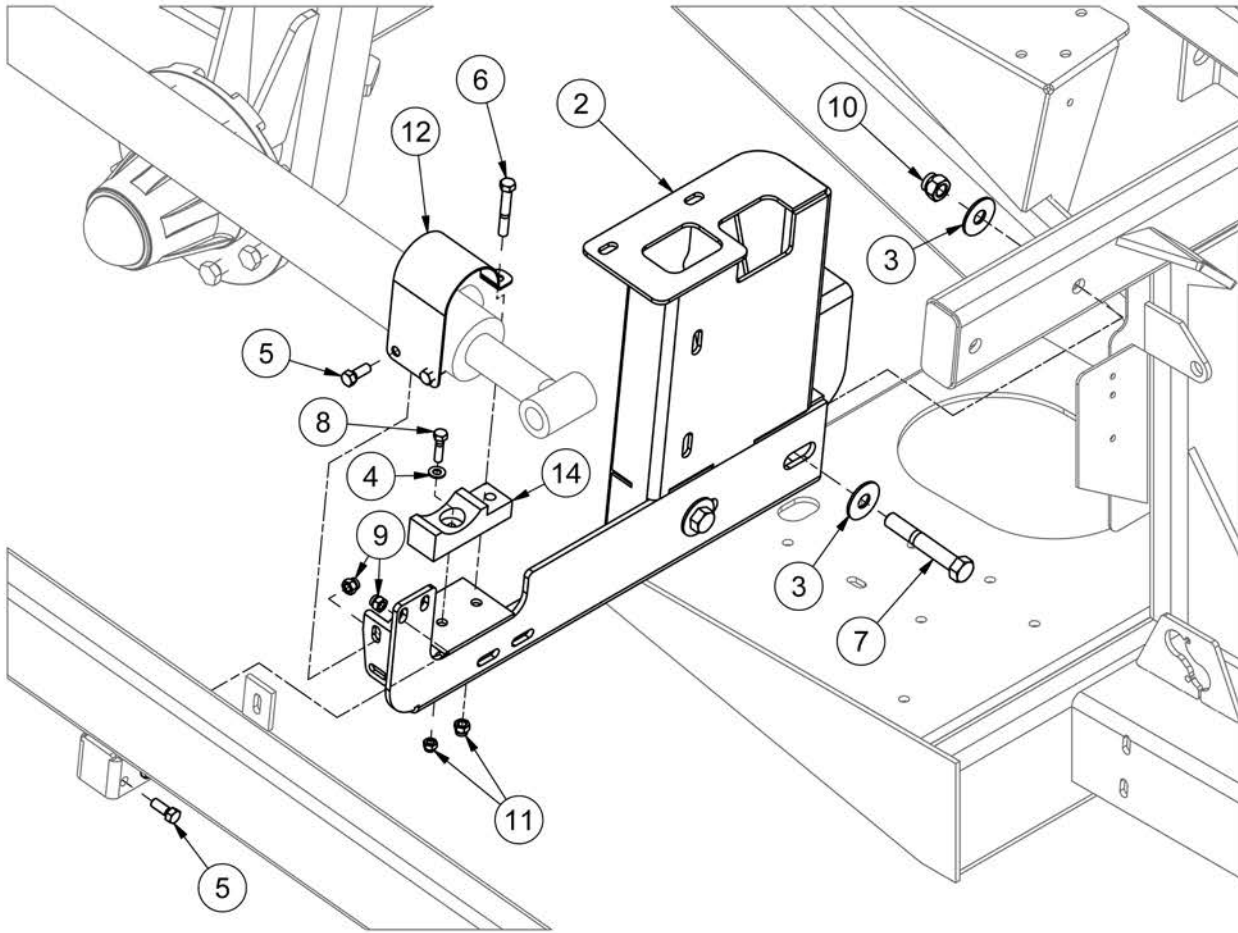
# Fenders



## Fenders

ITEM	QTY	PART NUMBER	DESCRIPTION
1	4	28606	Front Tube Clamp
2	1	33068	Right Hoop Brace
3	1	36630	Fuel Tank Fender Mount
4	1	36632	Gas Tank Mount
5	1	36633	Right Fender
6	1	36634	Left Fender
7	20	CB 7/16-14 X1.25 Z5	Carriage Bolt - 7/16-14 x 1 1/4" Grade 5 Zinc
8	4	FW 1/2	Flatwasher - 1/2" Zinc Plated USS
9	2	FW 3/8	Flatwasher - 3/8" Zinc Plated USS
10	2	FW 5/8	Flatwasher - 5/8" Zinc Plated USS
11	20	FW 7/16	Flatwasher - 7/16" Zinc Plated USS
12	1	HB 1/2-13X4.5 Z5	Hex Bolt 1/2-13x4 1/2 Grade 5 Zinc Plated Hex Cap Screw
13	4	HB 3/8-16X1 Z5	Hex Bolt 3/8-16x1 Grade 5 Zinc Plated Hex Cap Screw
14	8	HB 3/8-16X1.25 Z5	Hex Bolt 3/8-16x1 1/4 Grade 5 Zinc Plated Hex Cap Screw
15	4	HB 5/8-11X2 Z5	Hex Bolt 5/8-11x2 Grade 5 Zinc Plated Hex Cap Screw
16	2	HB 5/8-11X4 Z5	Hex Bolt 5/8-11x4 Grade 5 Zinc Plated Hex Cap Screw
17	2	HB 7/16-14X1 Z5	Hex Bolt 7/16-14x1 Grade 5 Zinc Plated Hex Cap Screw
18	2	LN 1/2 N	LN 1/2-13 Zinc Plated Nylon Insert Lock Nut
19	12	LN 3/8 N	LN 3/8-16 Zinc Plated Nylon Insert Lock Nut
20	4	LN 5/8 N	LN 5/8-11 Zinc Plated Nylon Insert Lock Nut
21	22	LN 7/16 N	LN 7/16-14 Zinc Plated Nylon Insert Lock Nut
22	1	T65024322	Left Mud Flap Mount
23	1	T65024323	Left Front Fender Mount
24	1	T65024324	Right Front Fender Mount
25	1	T65024325	Right Mud Flap Mount
26	1	TL5X2-500-149	Mud Flap Shield
27	2	TL500-100-163	Mud Flap
28	7	TL500-100-164	Mud Flap Bracket

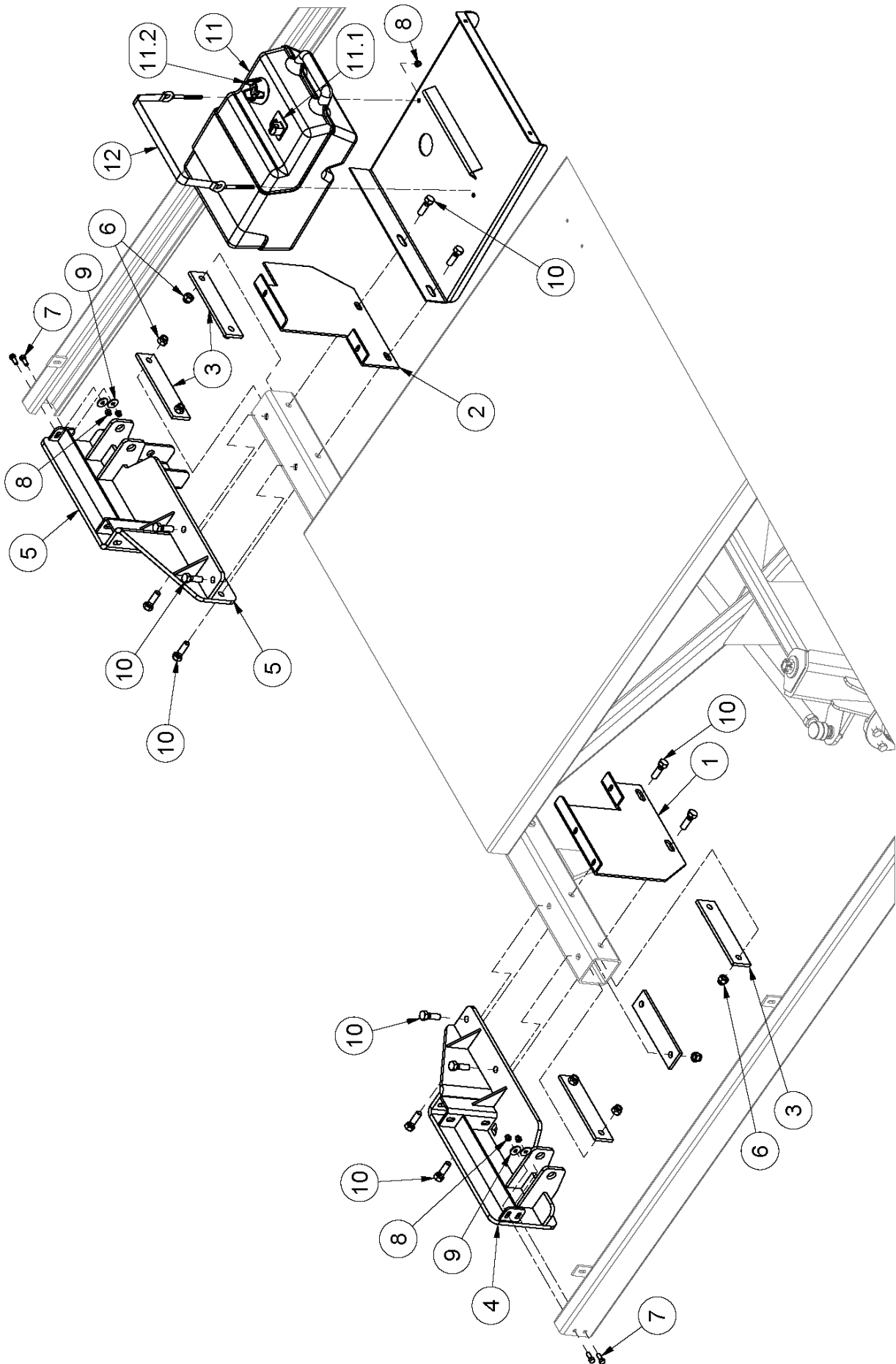
# Cylinder Supports



## Cylinder Supports

ITEM	QTY	PART NUMBER	DESCRIPTION
1	1	33066	Right Socket Post
2	1	33067	Left Socket Post
3	8	FW 5/8	Flatwasher - 5/8" Zinc Plated USS
4	2	FW 5/16	Flatwasher - 5/16" Zinc Plated USS
5	8	HB 3/8-16X1 Z5	Hex Bolt 3/8-16x1 Grade 5 Zinc Plated Hex Cap Screw
6	2	HB 3/8-16X2.5 Z5	Hex Bolt 3/8-16x2 1/2 Grade 5 Zinc Plated Hex Cap Screw
7	4	HB 5/8-11X4 Z5	Hex Bolt 5/8-11x4 Grade 5 Zinc Plated Hex Cap Screw
8	2	HB 5/16-18X1.25 Z5	Hex Bolt 5/16-18x1 1/4 Grade 5 Zinc Plated Hex Cap Screw
9	10	LN 3/8 N	LN 3/8-16 Zinc Plated Nylon Insert Lock Nut
10	4	LN 5/8 N	LN 5/8-11 Zinc Plated Nylon Insert Lock Nut
11	2	LN 5/16 N	LN 5/16-18 Zinc Plated Nylon Insert Lock Nut
12	1	TL5X2-100-132	Left Cylinder Clamp
13	1	TL5X2-100-133	Right Cylinder Clamp
14	2	TL550-200-109	Cylinder Support

# Front Corners

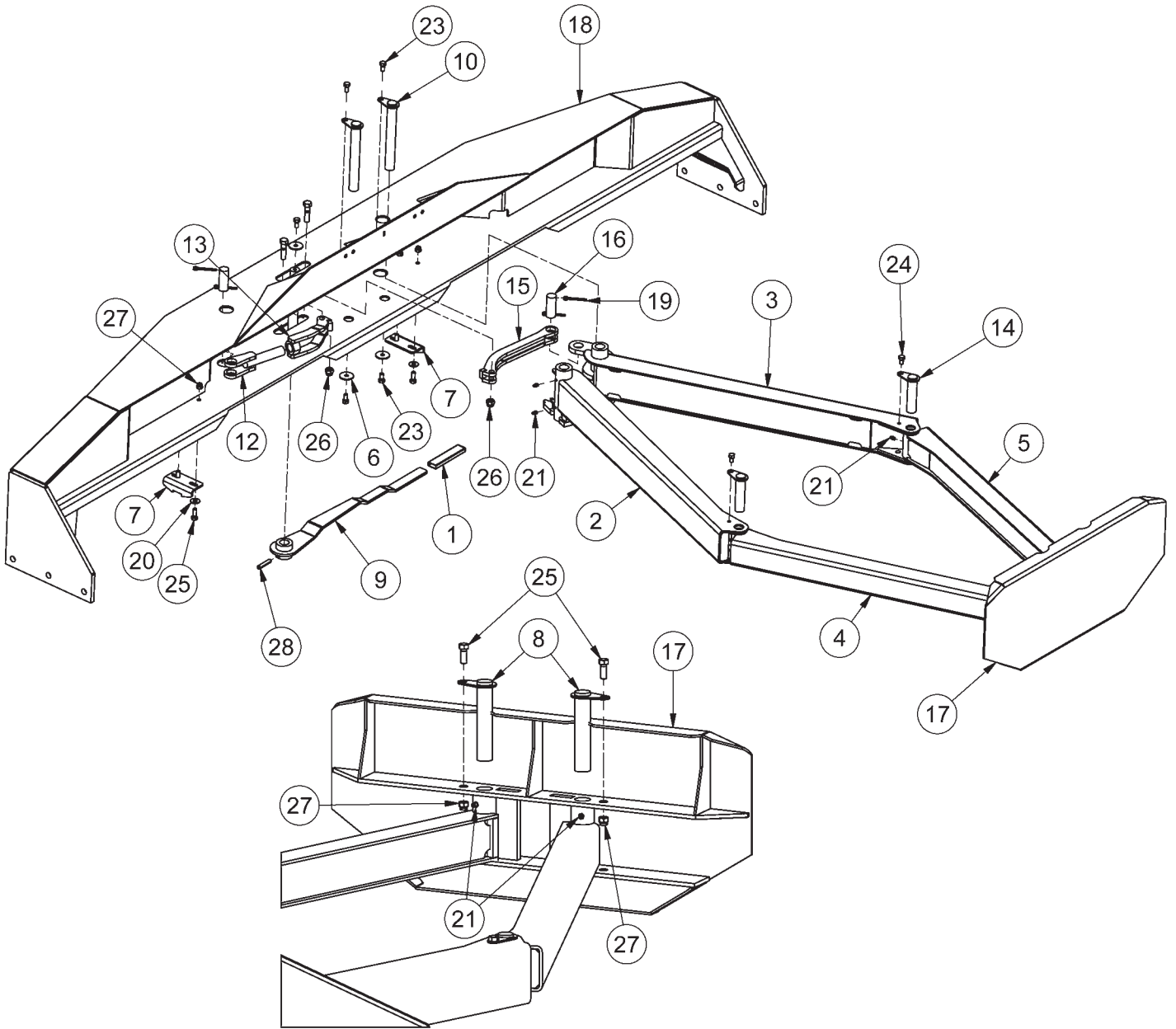


## Front Corners

ITEM	QTY	PART NUMBER	DESCRIPTION
1	1	T65024323	Left Front Fender Mount
2	1	T65024324	Right Front Fender Mount
3	6	28606	Front Tube Clamp
4	1	32823	Left Front Corner
5	1	32824	Right Front Corner
6	7	LN 5/8 N	LN 5/8-11 Zinc Plated Nylon Insert Lock Nut
7	4	HB 3/8-16X1 Z5	Hex Bolt 3/8-16x1 Grade 5 Zinc Plated Hex Cap Screw
8	6	LN 3/8 N	LN 3/8-16 Zinc Plated Nylon Insert Lock Nut
9	4	FW 3/8	Flatwasher - 3/8" Zinc Plated USS
10	12	HB 5/8-11X2 Z5	Hex Bolt 5/8-11x2 Grade 5 Zinc Plated Hex Cap Screw
11	1	TL550-204-100	Fuel Tank
11.1	1	TL550-204-103	Fuel Gauge - Bale Wrapper
11.2	1	TL550-204-101	Fuel Tank Vented Cap
12	1	TL550-204-110	Tie Down Strap (Fuel Tank)



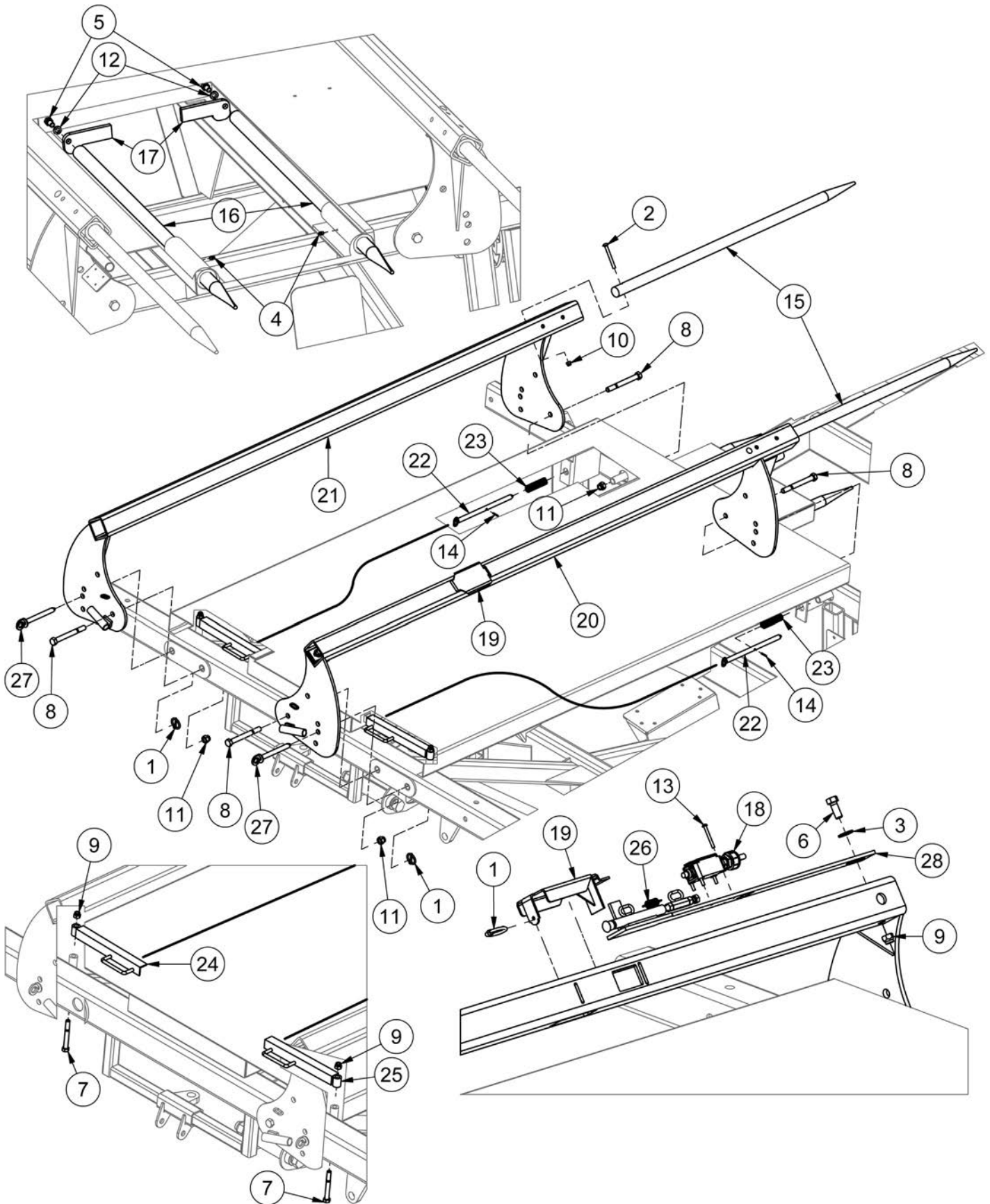
# 36048 - Complete Ram



## 36048 - Complete Ram

ITEM	QTY	PART NUMBER	DESCRIPTION
1	1	22707	Rubber Handle for 3/8 X 1 Flat Bar
2	1	30455	Left Large Arm
3	1	30456	Right Large Arm
4	1	30457	Left Small Arm
5	1	30462	Right Small Arm
6	3	30924	Pin Washer
7	2	30958	Handle Holder
8	2	30980	Last Pushoff Plate Pin
9	1	30981	Last Pushoff Handle
10	2	30982	Pushoff Middle Pin
11	1	30983	Linkage Pivot
12	1	30985	Linkage Adjuster
13	1	30986	Pivot Adjuster
14	2	30988	Arm Joint Pin
15	1	30989	Solid Pivot Arm
16	2	30993	Ram Linkage Mount Pin
17	1	32570	Push Plate
18	1	32810	6500 Ram
19	4	CP.188 X 2	3-16 x 2 Cotter Pin, Brass
20	4	FW 3/8	Flatwasher - 3/8" Zinc Plated USS
21	8	GR 1/4 X 28	Grease Fitting 1/4-28 Straight Standard Zerk
22	2	HB 1/2-13X2 Z5	Hex Bolt 1/2-13x2 Grade 5 Zinc Plated Hex Cap Screw
23	5	HB 3/8-16X0.75 Z5	Hex Bolt 3/8-16x3/4 Grade 5 Zinc Plated Hex Cap Screw
24	2	HB 3/8-16X0.625 Z5	Hex Bolt 3/8-16x5/8 Grade 5 Zinc Plated Hex Cap Screw
25	6	HB 3/8-16X1 Z5	Hex Bolt 3/8-16x1 Grade 5 Zinc Plated Hex Cap Screw
26	2	LN 1/2 N	LN 1/2-13 Zinc Plated Nylon Insert Lock Nut
27	6	LN 3/8 N	LN 3/8-16 Zinc Plated Nylon Insert Lock Nut
28	1	RP 3/8 x 2	Pin - Roll Pin 3/8 x 2

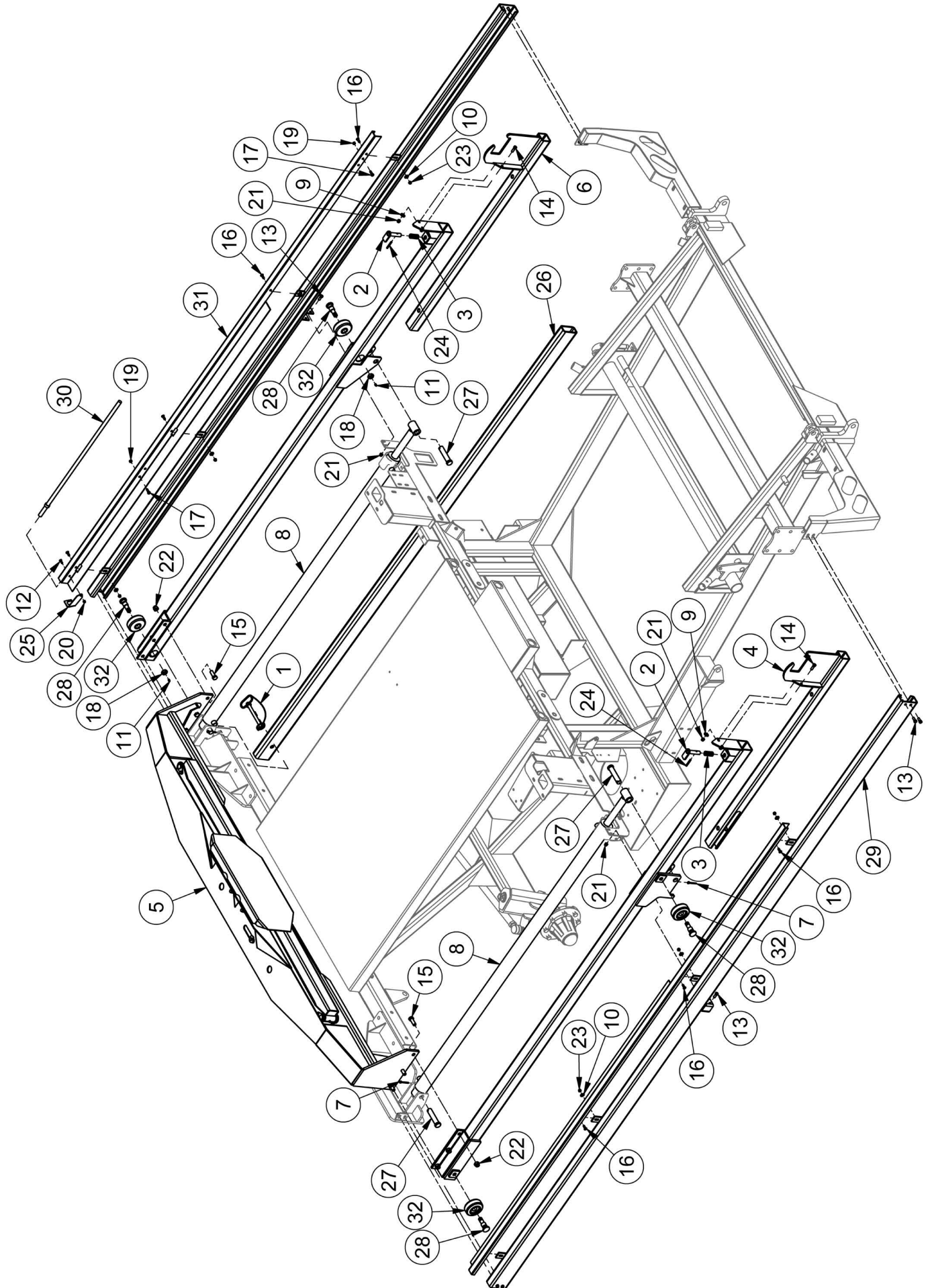
# Bale Saddles



## Bale Saddles

ITEM	QTY	PART NUMBER	DESCRIPTION
1	3	25680	Linch Pin 3/16 X 1.5
2	2	CB 3/8-16 X3.5 Z5	Carriage Bolt - 3/8-16 x 3 1/2" Grade 5 Zinc
3	1	FW 9/16	Flatwasher - 9/16" Zinc Plated USS
4	2	GR 1/4 X 28	Grease Fitting 1/4-28 Straight Standard Zerk
5	2	HB 1/2-13X1 Z5	Hex Bolt 1/2-13x1 Grade 5 Zinc Plated Hex Cap Screw
6	1	HB 1/2-13X1.25 Z5	Hex Bolt 1/2-13x1 1/4 Grade 5 Zinc Plated Hex Cap Screw
7	2	HB 1/2-13X4 Z5	Hex Bolt 1/2-13x4 Grade 5 Zinc Plated Hex Cap Screw
8	4	HB 5/8-11X6 Z5	Hex Bolt 5/8-11x6 Grade 5 Zinc Plated Hex Cap Screw
9	3	LN 1/2 N	LN 1/2-13 Zinc Plated Nylon Insert Lock Nut
10	2	LN 3/8 N	LN 3/8-16 Zinc Plated Nylon Insert Lock Nut
11	4	LN 5/8 N	LN 5/8-11 Zinc Plated Nylon Insert Lock Nut
12	2	LW 1/2	LW - 1/2" Zinc Plated Medium Split
13	4	MS #10X24X1.75	Machine Screw - (Inch)
14	2	RP 5/32 x 1	Pin - Roll Pin 3/16 x 1
15	2	T5502251	CRS 1 1/2 1045
16	2	T6502119	Center Spear
17	2	T65021191	Center Spear Handle
18	1	TL5X2-100-221	Table Trigger Switch
19	1	TL5X2-301-142	Trigger
20	1	TL6X2-101-140	Left Bale Saddle
21	1	TL6X2-101-141	Right Bale Saddle
22	2	TL6X2-101-147	Rear Saddle Pin
23	2	TL6X2-101-148	C2464-267-0889 Compression Spring
24	1	TL109-100-359	Riser Handle
25	1	TL109-100-359M	Riser Handle
26	1	TL500-100-062	Extension Spring (Trigger)
27	2	TL550-200-104	Front Bale Saddle Pin
28	1	TL553900	Trigger Switch

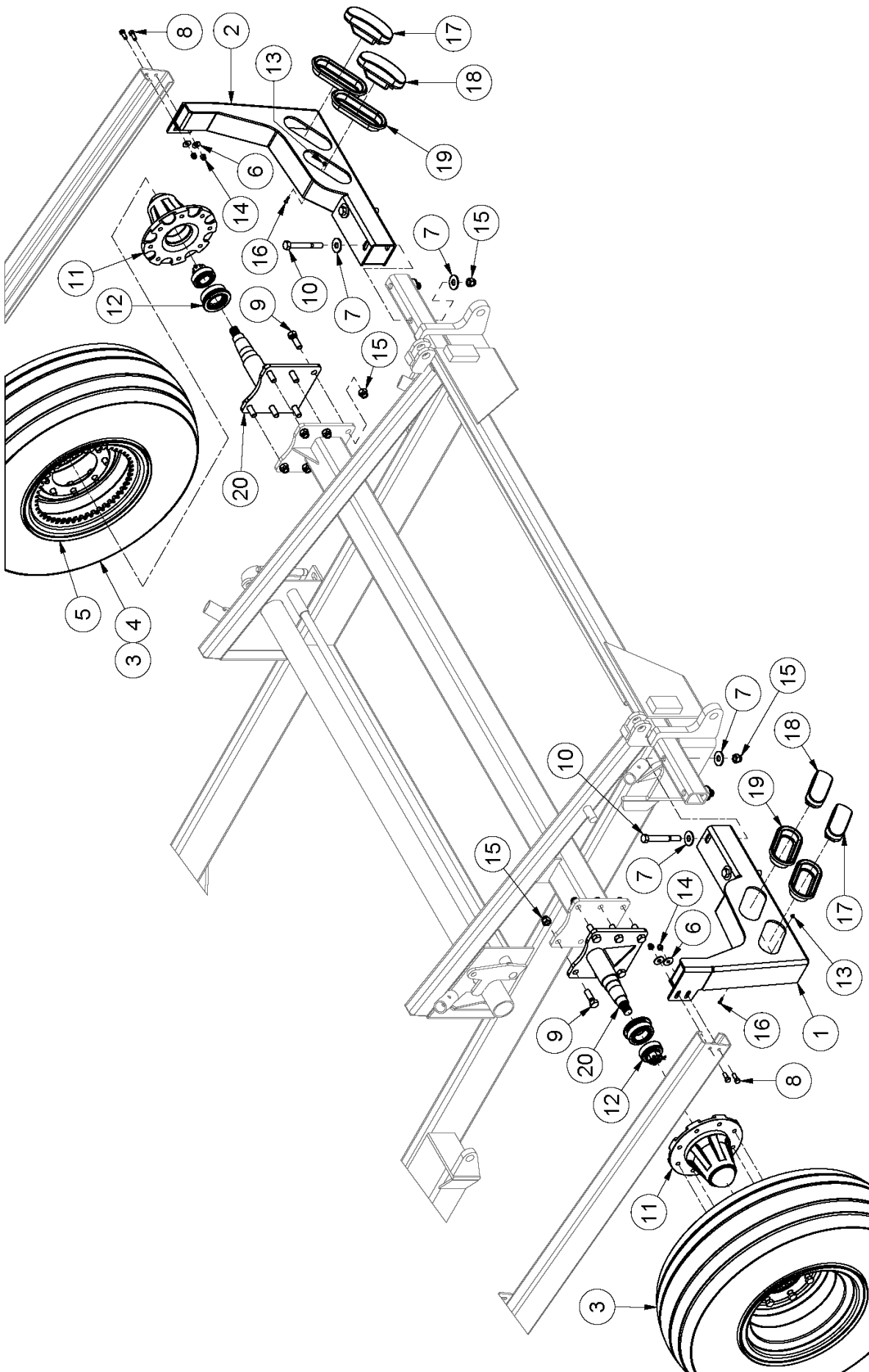
# Side Rails



## Side Rails

ITEM	QTY	PART NUMBER	DESCRIPTION
1	1	25522	Hitch Pin 5/8 X 6.5
2	2	27230	Push-Off Latch Pin
3	2	27566	Last Pushoff Spring Pin
4	1	31397	Left Basic Pushoff
5	1	36048	6500 Complete Ram
6	1	36049	Right Basic Pushoff
7	4	CP.188 X 2	3-16 x 2.25 Cotter Pin, Brass
8	2	CYL 550-100-043	Ram Cylinder - 2.5" X 78"
9	12	FW 3/8	Flatwasher - 3/8" Zinc Plated USS
10	8	FW 5/16	Flatwasher - 5/16" Zinc Plated USS
11	4	GR 1/4 X 28	Grease Fitting 1/4-28 Straight Standard Zerk
12	1	HB 1/4-20X0.75 Z5	Hex Bolt 1/4-20x3/4 Grade 5 Zinc Plated Hex Cap Screw
13	12	HB 3/8-16X1 Z5	Hex Bolt 3/8-16x1 Grade 5 Zinc Plated Hex Cap Screw
14	4	HB 3/8-16X1.25 Z5	Hex Bolt 3/8-16x1 1/4 Grade 5 Zinc Plated Hex Cap Screw
15	6	HB 5/8-18 X1.75 YZ8	Hex Bolt 5/8-18x1 3/4 Grade 8 Zinc Hex Cap Screw
16	8	HB 5/16-18X1 FHSCS	Hex Bolt - 5/16"-18 x 1" Flat Socket Cap Screw
17	2	HB 5/16-18X1 Z5	Hex Bolt 5/16-18x1 Grade 5 Zinc Plated Hex Cap Screw
18	4	HN 3/4 JAM	Hex Nut - 3/4-16 Zinc Plated Hex Jam Nut
19	2	HN 5/16	Hex Nut 5/16"-18 Grade 5 Zinc Plated Finished
20	1	LN 1/4 N	LN 1/4-20 Zinc Plated Nylon Insert Lock Nut
21	16	LN 3/8 N	LN 3/8-16 Zinc Plated Nylon Insert Lock Nut
22	6	LN 5/8 F	Center Locknuts (5/8-18) 2-Way Fine Thread
23	8	LN 5/16 N	LN 5/16-18 Zinc Plated Nylon Insert Lock Nut
24	2	RP 1/4 x 2	Pin - Roll Pin 1/4 x 2
25	1	T6502445	Riser Handle Latch
26	1	T65024581	Last Pushoff Tube
27	4	TL550-100-042	Ram Cylinder Pin
28	4	TL5X2-301-156	Ram Wheel Axle
29	1	TL5X2-301-171	Left Side Rail
30	1	TL109-100-361	Riser Handle
31	1	TL109-100-362	Right Guard
32	4	TLWHEEL0205	Ram Rail Wheel

# Rear Corners

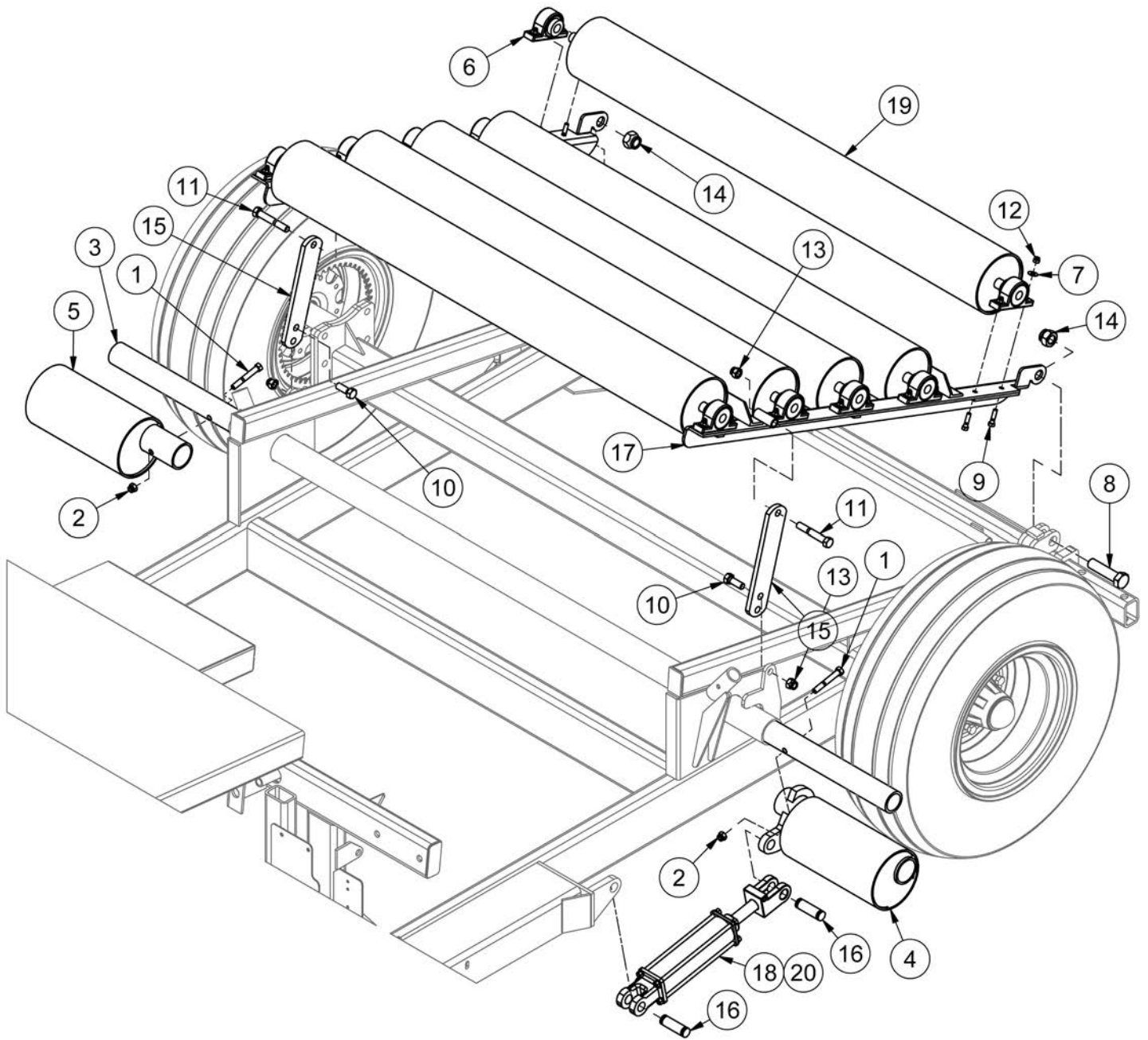


## Rear Corners

ITEM	QTY	PART NUMBER	DESCRIPTION
1	1	28560	Left Light Bracket
2	1	28560M	Right Light Bracket
3	2	46871	12.5x15x12 Power Drive Wheel Asm
4	1	WHE TI12.5-15-12	Tire Only - 12.5-15-12 Hi Series
5	1	36200	Drive Wheel w/ Gear
6	4	FW 3/8	Flatwasher - 3/8" Zinc Plated USS
7	8	FW 5/8	Flatwasher - 5/8" Zinc Plated USS
8	4	HB 3/8-16X1 Z5	Hex Bolt 3/8-16x1 Grade 5 Zinc Plated Hex Cap Screw
9	12	HB 5/8-11X2 Z5	Hex Bolt 5/8-11x2 Grade 5 Zinc Plated Hex Cap Screw
10	4	HB 5/8-11X5 Z5	Hex Bolt 5/8-11x5 Grade 5 Zinc Plated Hex Cap Screw
11	2	HUB 6500	6500 Hub c/w Parts
12	2	HUB 6500-CCS	Complete Bearing and Seals
13	2	LN #10 N	LN 3/16-24 Zinc Plated Nylon Insert Lock Nut
14	4	LN 3/8 N	LN 3/8-16 Zinc Plated Nylon Insert Lock Nut
15	16	LN 5/8 N	LN 5/8-11 Zinc Plated Nylon Insert Lock Nut
16	2	MS #10X24X0.75	Machine Screw - (Inch)
17	2	TL5X2-500-137	Red Brake Light
18	2	TL5X2-500-138	Amber Light
19	4	TL5X2-500-136	Light Mount Grommet
20	2	TL650-200-001	6500 Rear Spindle Weldment

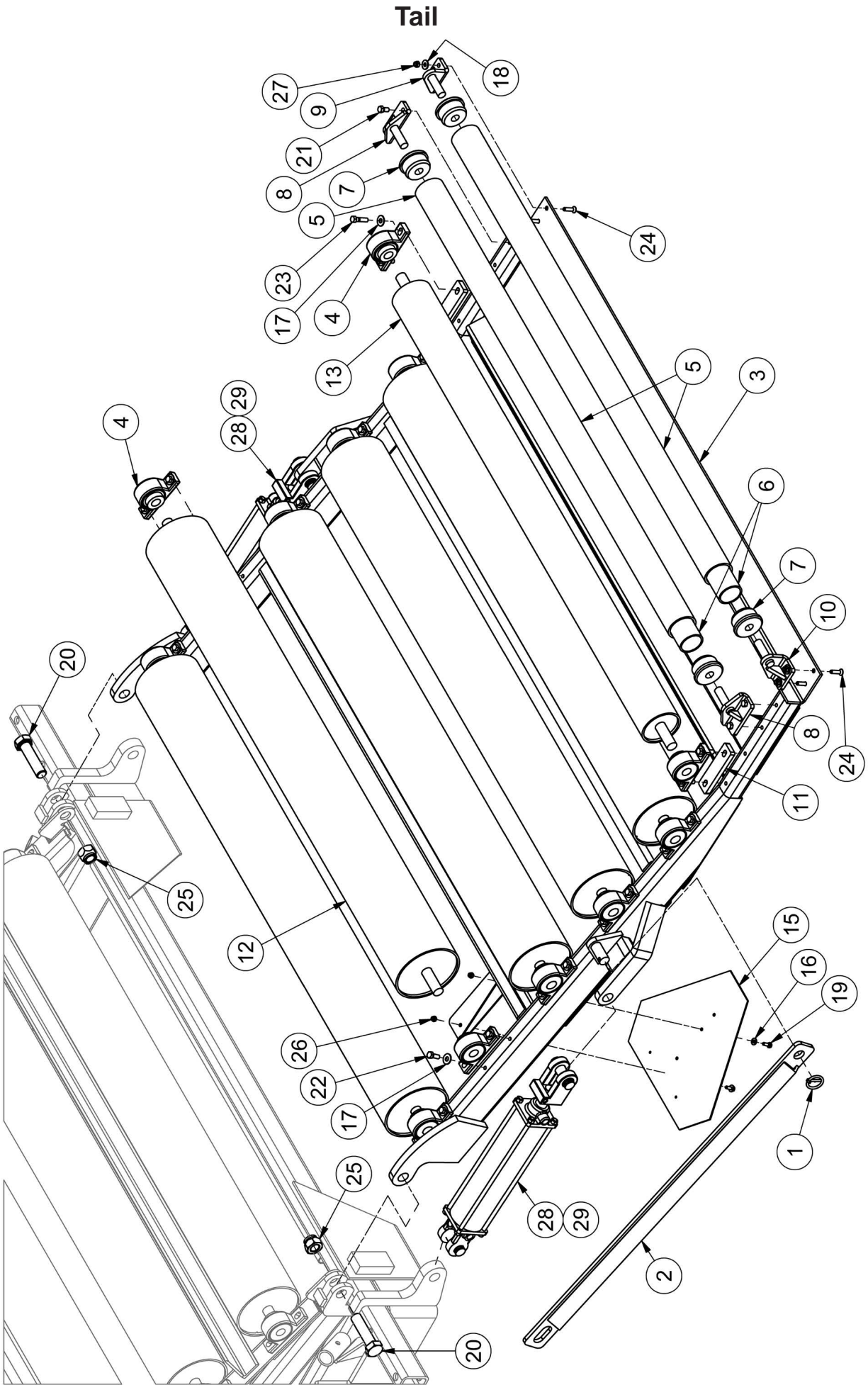


# Roller Bed & Brake



## Roller Bed & Brake

ITEM	QTY	PART NUMBER	DESCRIPTION
1	1	HB 1/2-13X3.5 Z5	Hex Bolt 1/2-13x3 1/2 Grade 5 Zinc Plated Hex Cap Screw
2	1	LN 1/2 N	LN 1/2-13 Zinc Plated Nylon Insert Lock Nut
3	1	TL650-100-028	Rocker Tube
4	1	TL650-100-029	Left Brake Eccentric
5	1	TL650-100-030	Right Brake Eccentric
6	10	BEA P205-16-1	Pillow Block Bearing 1"- BEA SBP205-16-1
7	20	FW 3/8	Flatwasher - 3/8" Zinc Plated USS
8	2	HB 1-8 X4 YZ8	Hex Bolt 1-8x4 Grade 8 Zinc Hex Cap Screw
9	20	HB 3/8-16X1.5 Z5	Hex Bolt 3/8-16x1 1/2 Grade 5 Zinc Plated Hex Cap Screw
10	2	HB 5/8-11X1.75 Z5	Hex Bolt 5/8-11x1 3/4 Grade 5 Zinc Plated Hex Cap Screw
11	2	HB 5/8-11X4 Z5	Hex Bolt 5/8-11x4 Grade 5 Zinc Plated Hex Cap Screw
12	20	LN 3/8 N	LN 3/8-16 Zinc Plated Nylon Insert Lock Nut
13	4	LN 5/8 N	LN 5/8-11 Zinc Plated Nylon Insert Lock Nut
14	2	LN 1 N	LN 1-8 Zinc Plated Nylon Insert Lock Nut
15	2	T65024601	Rear Riser Upper Plate
16	2	TL5X2-500-116	Cylinder Pin
17	1	TL6X2-100-007	Rear Riser
18	1	TL500-100-082	Hydraulic Cylinder
19	5	TL650-100-086	Large Roller
20	1	SK AGU251125-10	25 Series Cylinder Seal Kit

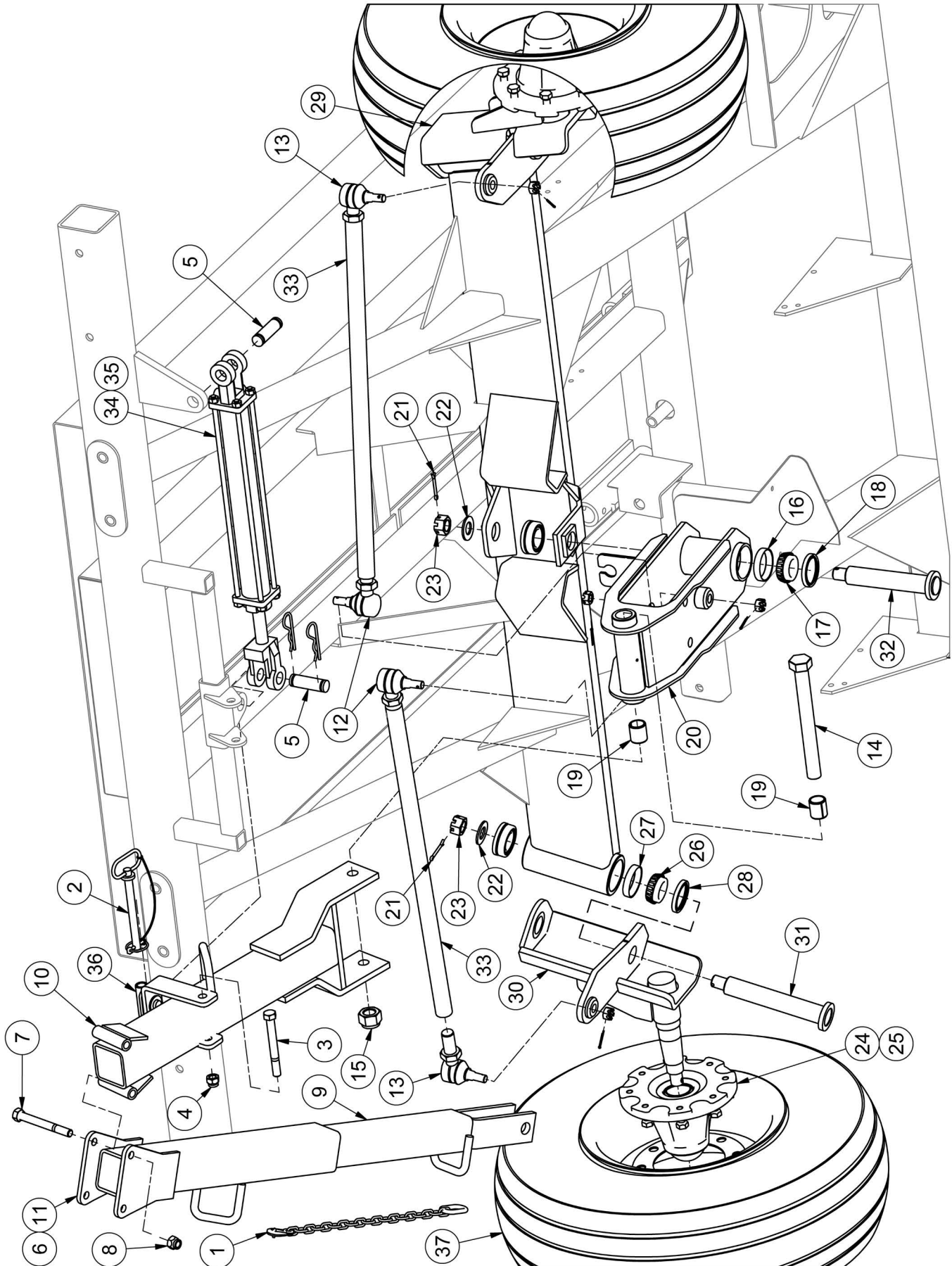


## Tail

ITEM	QTY	PART NUMBER	DESCRIPTION
1	1	25680	Linch Pin 3/16 X 1.5
2	1	31973	6500 Tail Tie Bar
3	1	31679	6500 Powerjack Tail
4	10	BEA P205-16-1	Pillow Block Bearing 1"
5	2	T6502108	Small Roller
6	2	T65021081	Small Roller Stiffener
7	4	T650RL04	Small Roller Bearing
8	2	TL550-200-003	Small Roller Mount
9	1	TL550-200-004	Right Rear Small Roller Mount
10	1	TL550-200-005	Left Rear Small Roller Mount
11	2	TL551311	1/2" Spacer Plate
12	5	TL650-100-086	Large Roller
13	1	TL650-100-099	4" Roller
15	1	DESMV	Slow Moving Vehicle Sign
16	2	FW 1/4	Flatwasher - 1/4" Zinc Plated USS
17	24	FW 3/8	Flatwasher - 3/8" Zinc Plated USS
18	4	FW 5/16	Flatwasher - 5/16" Zinc Plated USS
19	2	HB 1/4-20X0.75 Z5	Hex Bolt 1/4-20x3/4 Grade 5 Zinc Plated Hex Cap Screw
20	2	HB 1-8 X4 YZ8	Hex Bolt 1-8x4 Grade 8 Zinc Hex Cap Screw
21	4	HB 3/8-16X0.75 Z5	Hex Bolt 3/8-16x3/4 Grade 5 Zinc Plated Hex Cap Screw
22	20	HB 3/8-16X1 Z5	Hex Bolt 3/8-16x1 Grade 5 Zinc Plated Hex Cap Screw
23	4	HB 3/8-16X1.5 Z5	Hex Bolt 3/8-16x1 1/2 Grade 5 Zinc Plated Hex Cap Screw
24	4	HB 5/16-18X1.25 FHSCS	Hex Bolt - 5/16"-18 x 1 1/4" Flat Socket Cap Screw
25	2	LN 1 N	LN 1-8 Zinc Plated Nylon Insert Lock Nut
26	2	LN 1/4 N	LN 1/4-20 Zinc Plated Nylon Insert Lock Nut
27	4	LN 5/16 N	LN 5/16-18 Zinc Plated Nylon Insert Lock Nut
28	2	TL599-100-107	3 X 12 Hydraulic Cylinder
29	2	SK AGU301250-10	Seal Kit (Cylinder 3.0")

# Steering

\*When ordering tie rod ends check if you need a left hand or right hand thread.  
Tie rods require both a left and right hand thread.



## Steering

\*When ordering tie rod ends check if you need a left hand or right hand thread.  
Tie rods require both a left and right hand thread.

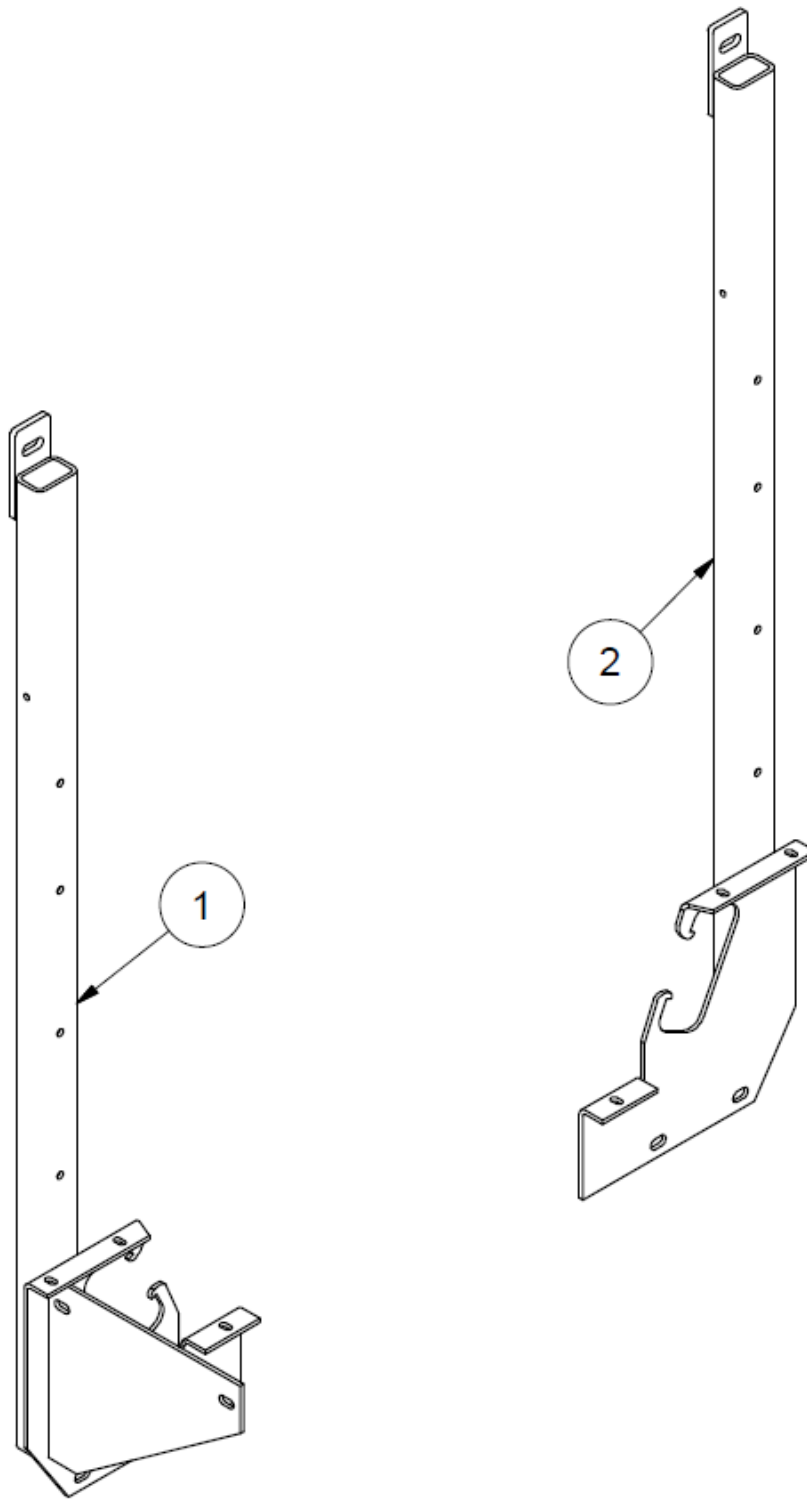
ITEM	QTY	PART NUMBER	DESCRIPTION
1	1	25261	Safety Chain 10000 # 59"
2	1	25522	Hitch Pin 5/8 X 6.5
3	1	HB 5/8-11X5.5 Z5	Hex Bolt 5/8-11x5 1/2 Grade 5 Zinc Plated Hex Cap Screw
4	1	LN 5/8 N	LN 5/8-11 Zinc Plated Nylon Insert Lock Nut
5	2	TL5X2-500-116	Cylinder Pin
6	1	TL6X2-100-051	Tongue
7	1	HB 5/8-11X5.5 Z5	Hex Bolt 5/8-11x5 1/2 Grade 5 Zinc Plated Hex Cap Screw
8	1	LN 5/8 N	LN 5/8-11 Zinc Plated Nylon Insert Lock Nut
9	1	TL6X2-100-053	Sliding Tongue
10	1	TL6X2-101-051	Main Tongue
11	1	TL6X2-101-052	Swinging Tongue
12	2	TL650-111-006	Tie Rod End RH Thread
13	2	TL650-111-007	Tie Rod End LH Thread
14	1	HB1.0-8X8.0CZ5	1"-8 x 8" Grade 5 Zinc Finish Hex Cap Screw
15	1	LN1-8TCZ5	1"-8 Grade 5 Zinc Finish Steel Top Lock Nut
16	2	TL550-111-009	Tongue Bracket Timkin Cup
17	2	TL550-111-010	Tongue Bracket Timkin Bearing
18	2	TL550-111-011	Tongue Bracket Seal
19	2	TL650-111-064	Tongue Bracket Bushing
20	1	TL650-221-083	Tongue Bracket Assembly
21	3	CP 3/16 X 2.0	Pin, Cotter - 3/16" X 2.0"
22	3	FW 1.0	Flatwasher - 1" Zinc Plated USS
23	3	HNC1.0-12FB5	1-12 Grade 5 Plain Castle Nut
24	2	HUB 6500	6500 Hub c/w Parts
25	2	HUB 6500-CCS	Complete Bearing and Seals for HUB6500
26	2	TL550-200-080	Spindle Bearing Timkin Cone
27	2	TL550-200-081	Spindle Bearing Timkin Cup
28	2	TL550-200-082	Spindle Bearing Seal
29	1	TL650-100-083	Left Side Spindle Assembly
30	1	TL650-100-084	Right Side Spindle Assembly
31	2	TL650-100-085	Spindle Pin
32	1	TL650-221-055	Tongue Bracket Pin
33	2	TL650-221-082	Tie Rod (32")
34	1	TL500-100-103	Hydraulic Cylinder, 2 x 16
35	1	SK AGU201125-10	Seal Kit - 2" Kinecor Cylinder
36	1	TL650-100-160	Tongue Holder
37	2	WHE 12.5X15X12	12.5 x 15 12 Ply HS Includes Rim

*Intentionally Left Blank*

## Section 2: Basic Parts - Prior to S/N 146501

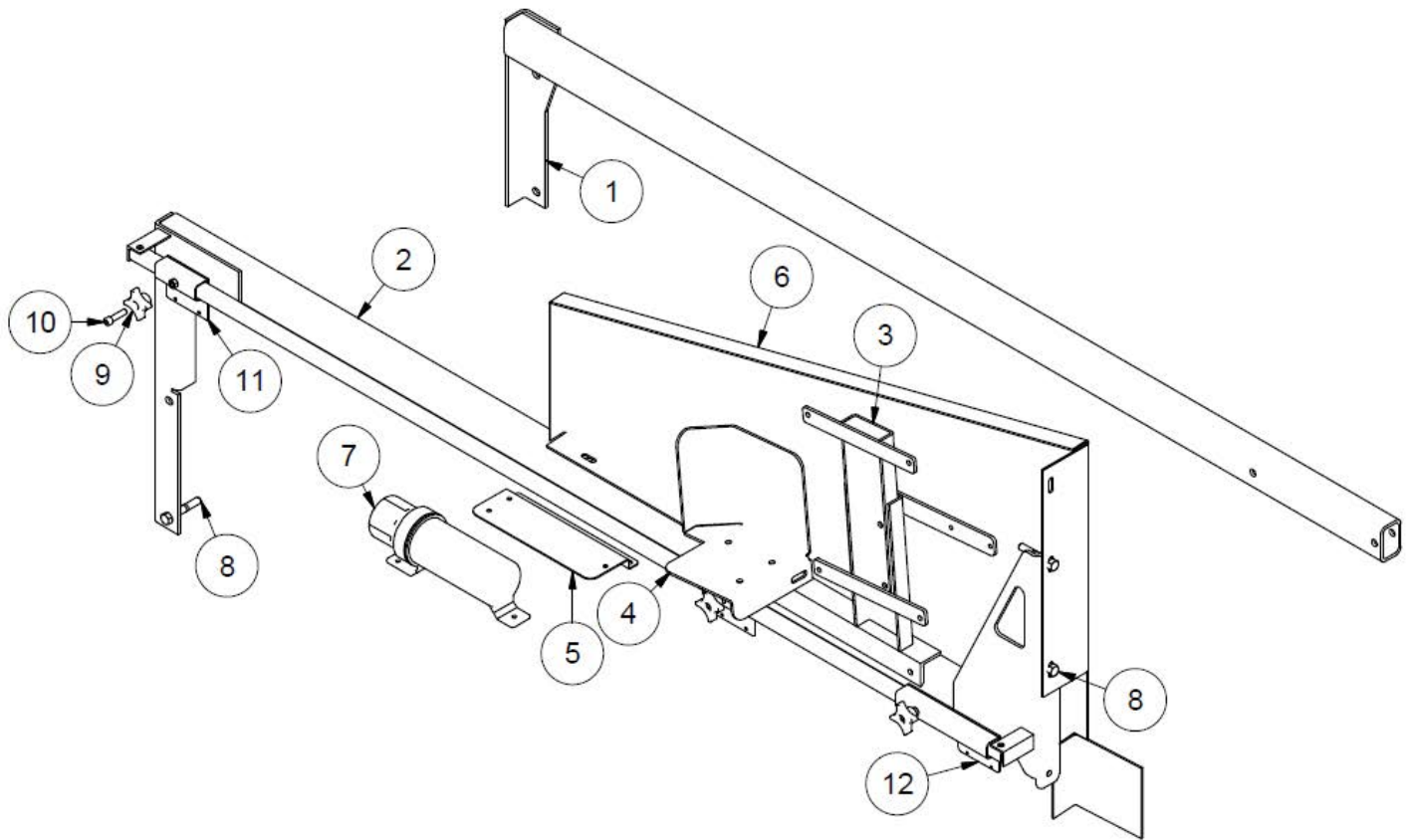


## Hoop Posts



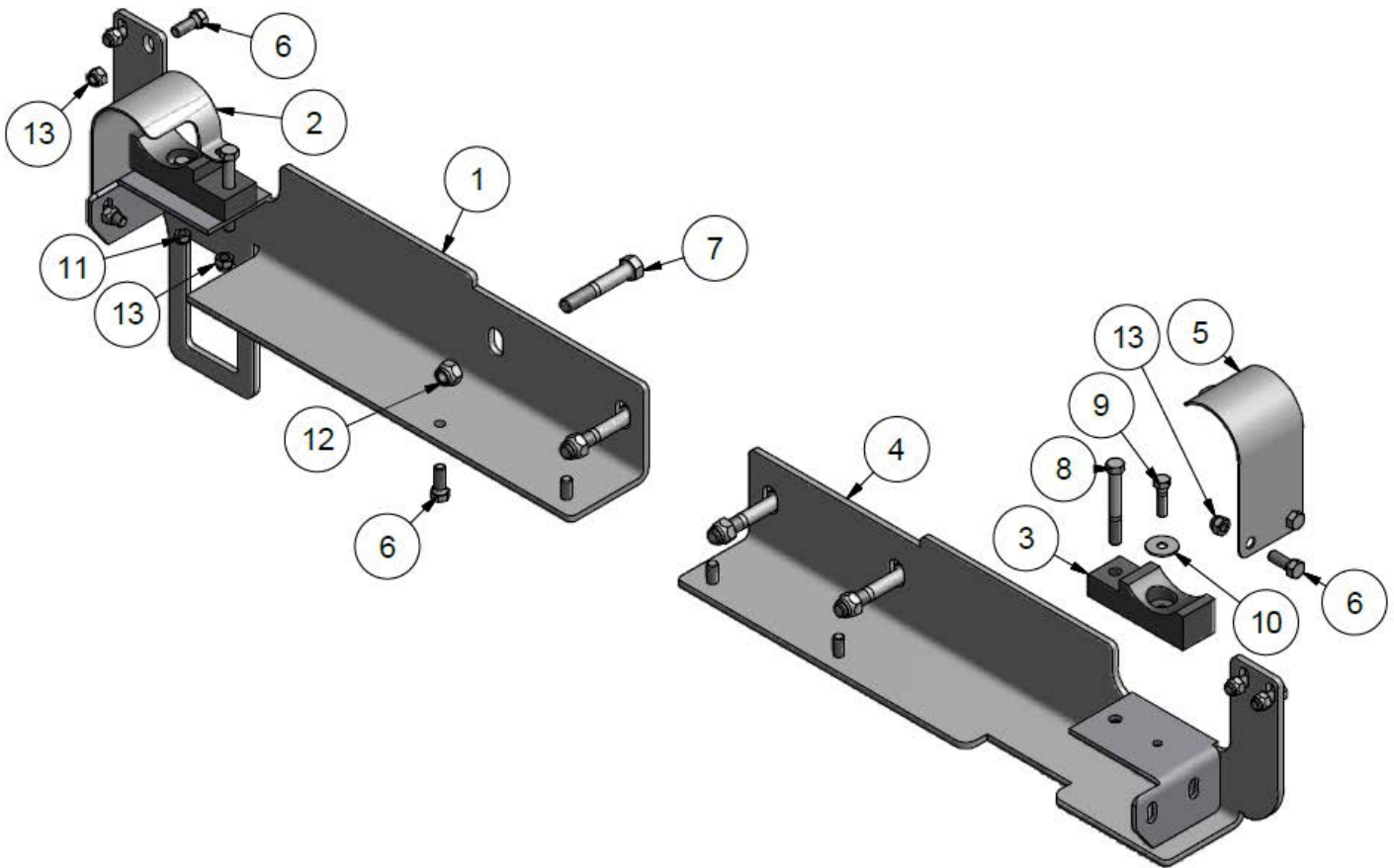
ITEM	QTY	PART NUMBER	DESCRIPTION
1	1	TL6X2-101-102	Right Hoop Post
2	1	TL6X2-100-103	Left Hoop Post

## Hoop Braces



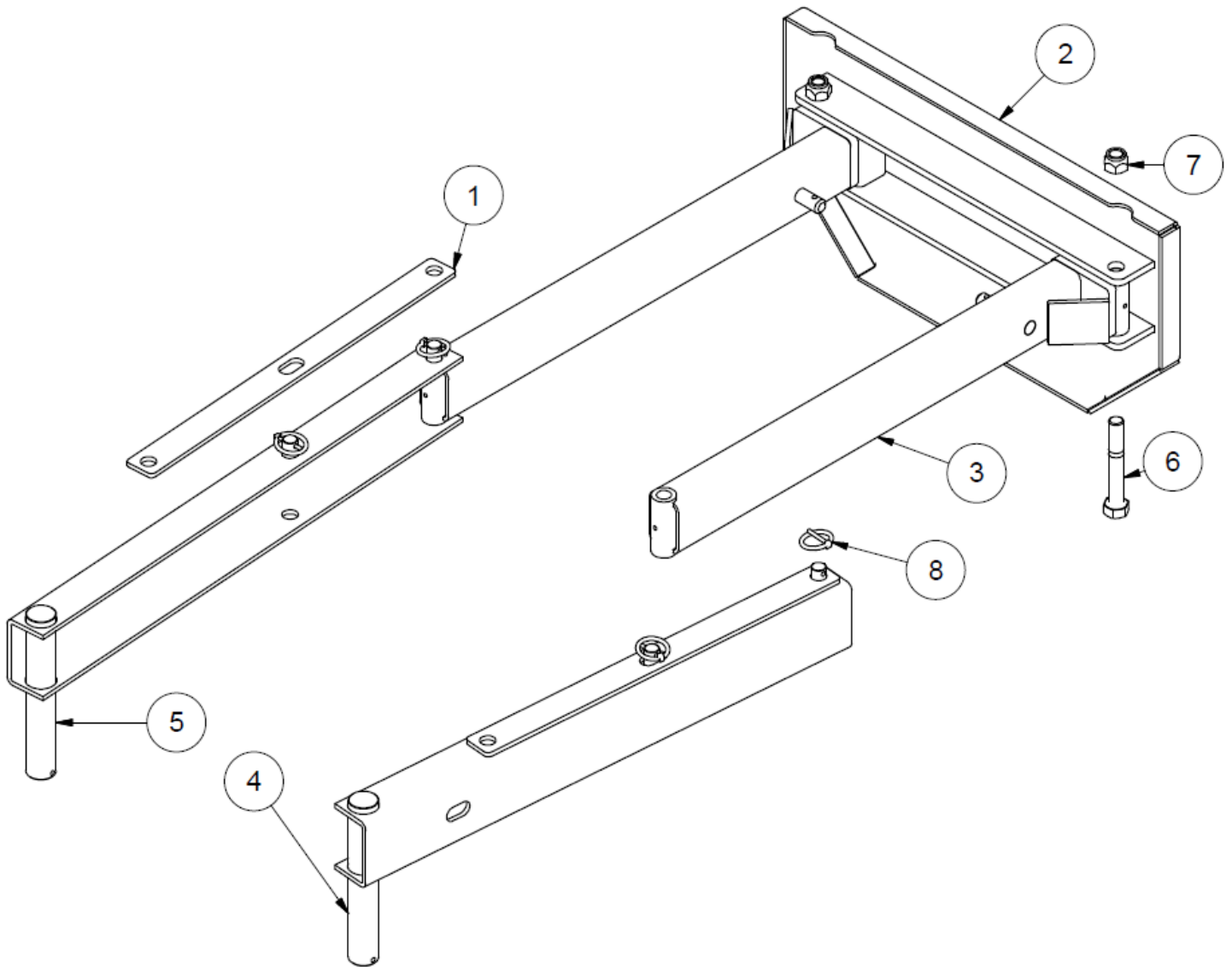
ITEM	QTY	PART NUMBER	DESCRIPTION
1	1	TL6X2-101-100	Right Hoop Brace
2	1	TL6X2-100-101	Left Hoop Brace
3	1	TL5X2-100-105	Control Panel Mount
4	1	TL5X2-100-106	Control Panel Mount
5	1	TL6X2-100-106	Control Panel Base
6	1	TL6X2-102-107	Control Panel Guard
7	1	TL5X2-201-111	Manual Holder
8	3	Obtain Locally	HB 1/2 X 3 Hex Bolt
9	3	TL5X2-100-104	Switch Adjuster Screw
10	3	Obtain Locally	3/8 X 1 1/2
11	1	TL6X2-100-108	Switch Slider
12	2	TL6X2-100-109	Rear Switch Switch

## Cylinder Supports



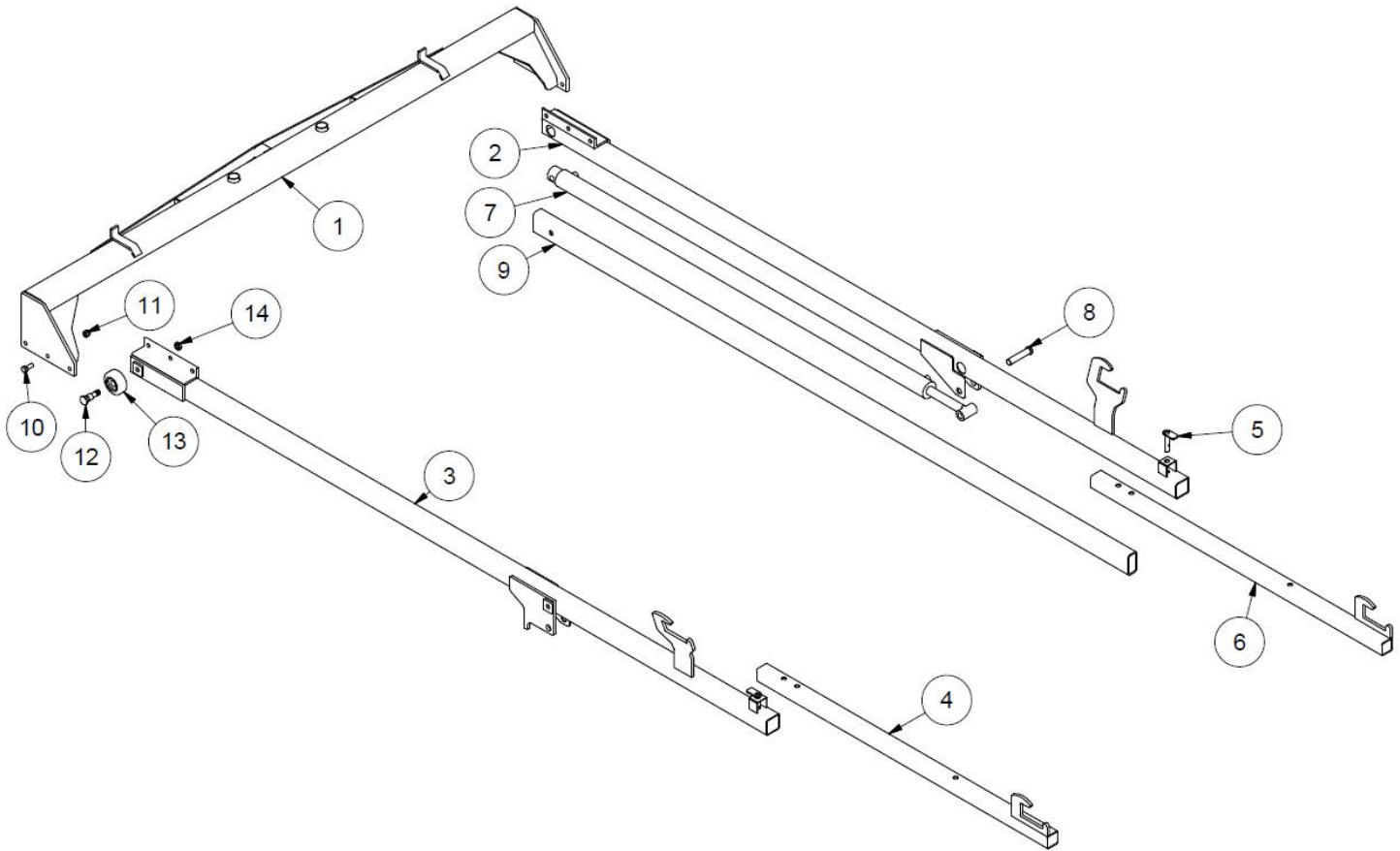
ITEM	QTY	PART NUMBER	DESCRIPTION
1	1	28297	Right Cyl. Support Bracket
2	1	TL5X2-100-133	Cylinder Clamp
3	2	TL550-200-109	Cylinder Support
4	1	28298	Left Cyl. Support Bracket
5	1	TL5X2-100-132	Cylinder Clamp
6	12	Obtain Locally	HB 3/8 X 1 Hex Bolt
7	4	Obtain Locally	HB 1/2 X 3 Hex Bolt
8	2	Obtain Locally	HB 3/8 X 3 Hex Bolt
9	2	Obtain Locally	HB 5/16 X 1 1/4 Hex Bolt
10	2	Obtain Locally	FW 5/16 Flatwasher
11	2	Obtain Locally	LN 5/16 Lock Nut
12	4	Obtain Locally	LN 1/2 Lock Nut
13	10	Obtain Locally	LN 3/8 Lock Nut

## Front Pushoff



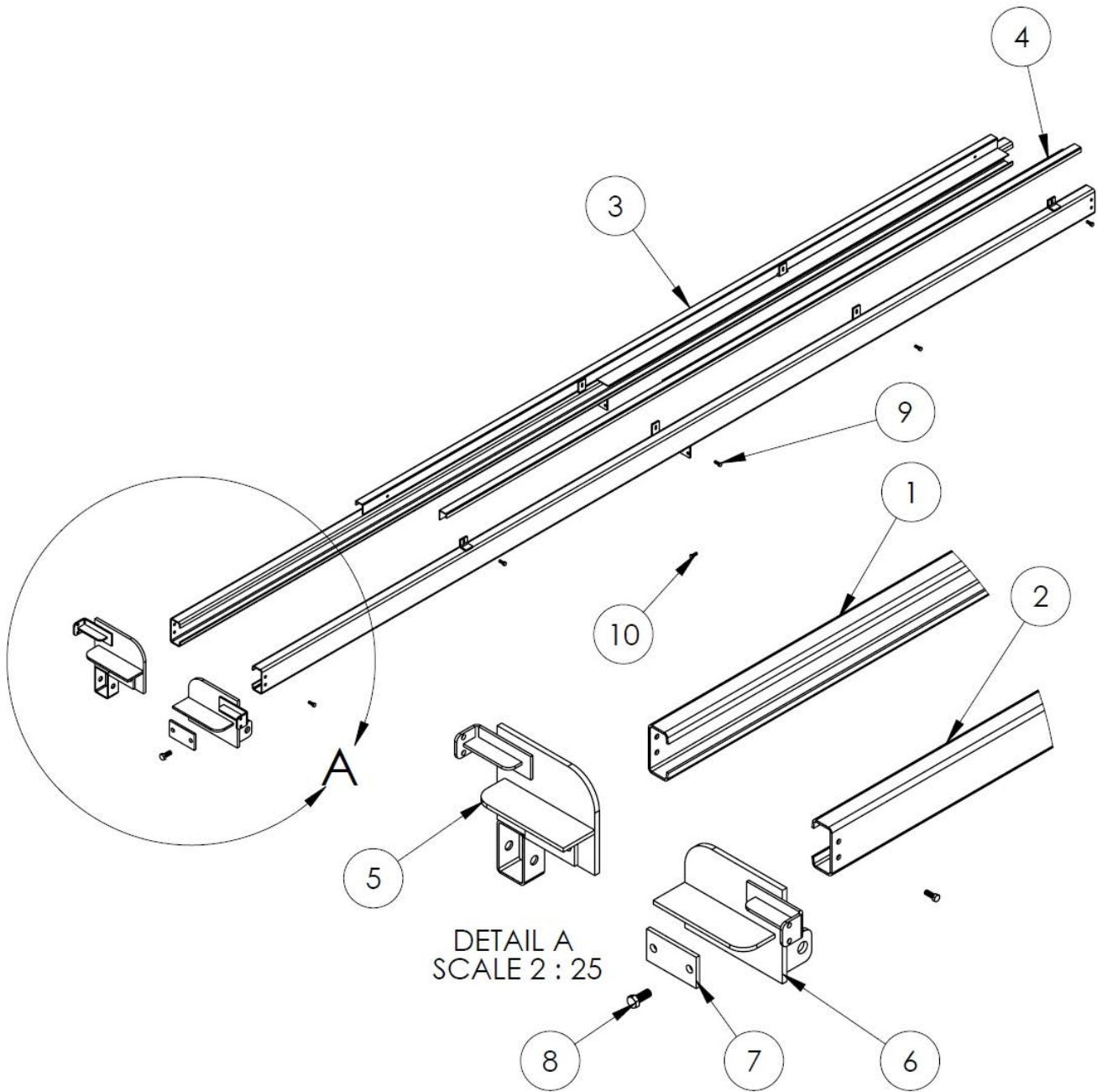
ITEM	QTY	PART NUMBER	DESCRIPTION
1	2	TL599-100-017	Scissor Plate
2	1	TL5X2-301-016	Push Plate
3	2	28295	Rear Arm
4	1	28296M	Left Front Arm
5	1	28296	Right Rear Arm
6	2	Obtain Locally	HB 3/4 X 5 Hex Bolt
7	2	Obtain Locally	LN 3/4 Lock Nut
8	4	Obtain Locally	3/16 Lynch Pin

# Ram



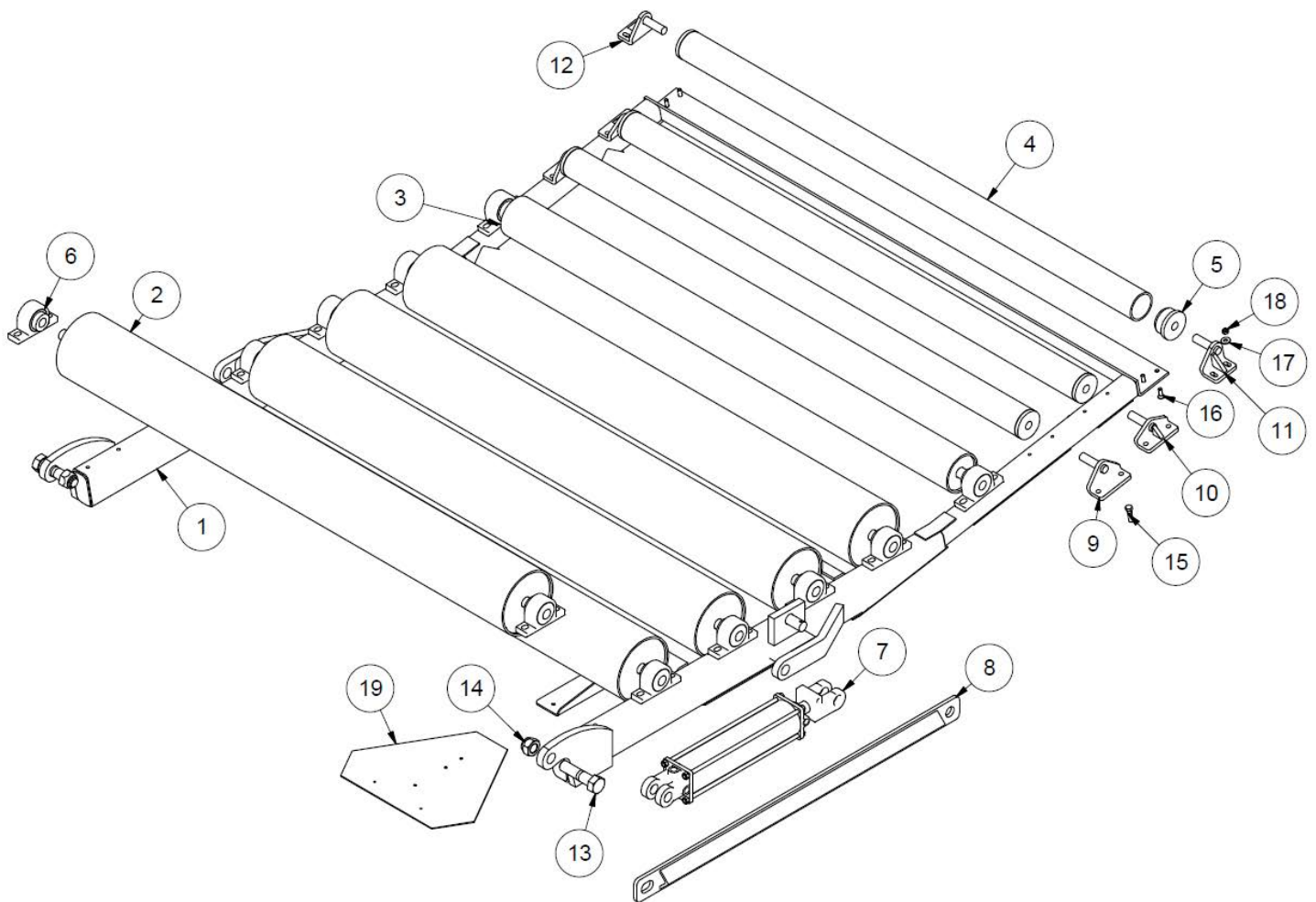
ITEM	QTY	PART NUMBER	DESCRIPTION
1	1	TL5X2-301-150	Front Ram Member
2	1	TL5X2-301-151	Right Ram Tube
3	1	TL5X2-301-153	Left Ram Tube
4	1	TL5X2-301-154	Right Rear Extension
5	2	27230	Last Push Off Pin
6	1	TL5X2-301-152	Right Rear Extension
7	2	TL550-100-043	Ram Cylinder
8	4	TL550-100-042	Cylinder Pin (c/w Cotter Pin)
9	1	TL500-100-048	Push Off Tube
10	6	Obtain Locally	HB 5/8 X 1 1/2 Hex Bolt UNF
11	6	Obtain Locally	LN 5/8 Lock Nut UNF
12	4	TL5X2-301-156	Ram Wheel Axle
13	4	TL5X2-301-157	Ram Wheel
14	4	Obtain Locally	HN 3/4 UNF Hex Jam Nut

## Side Rails



ITEM	QTY	PART NUMBER	DESCRIPTION
1	1	TL5X2-301-170	Right Side Rail
2	1	TL5X2-301-171	Left Side Rail
3	1	TL109-100-362	Right Side Guard Track
4	1	TL5X2-301-176	Left Guard Track
5	1	TL6X2-100-173	Right Cylinder Mount
6	1	TL6X2-100-174	Left Front Corner
7	2	TL5X2-100-175	Reinforcing Plate
8		Obtain Locally	HB 5/8 X 1 1/2 Hex Bolt UNF
9		Obtain Locally	HB 5/16 Flathead Bolt
10		Obtain Locally	HB 3/8 X 1 Hex Bolt, LN 3/8 Lock Nut

## Tail

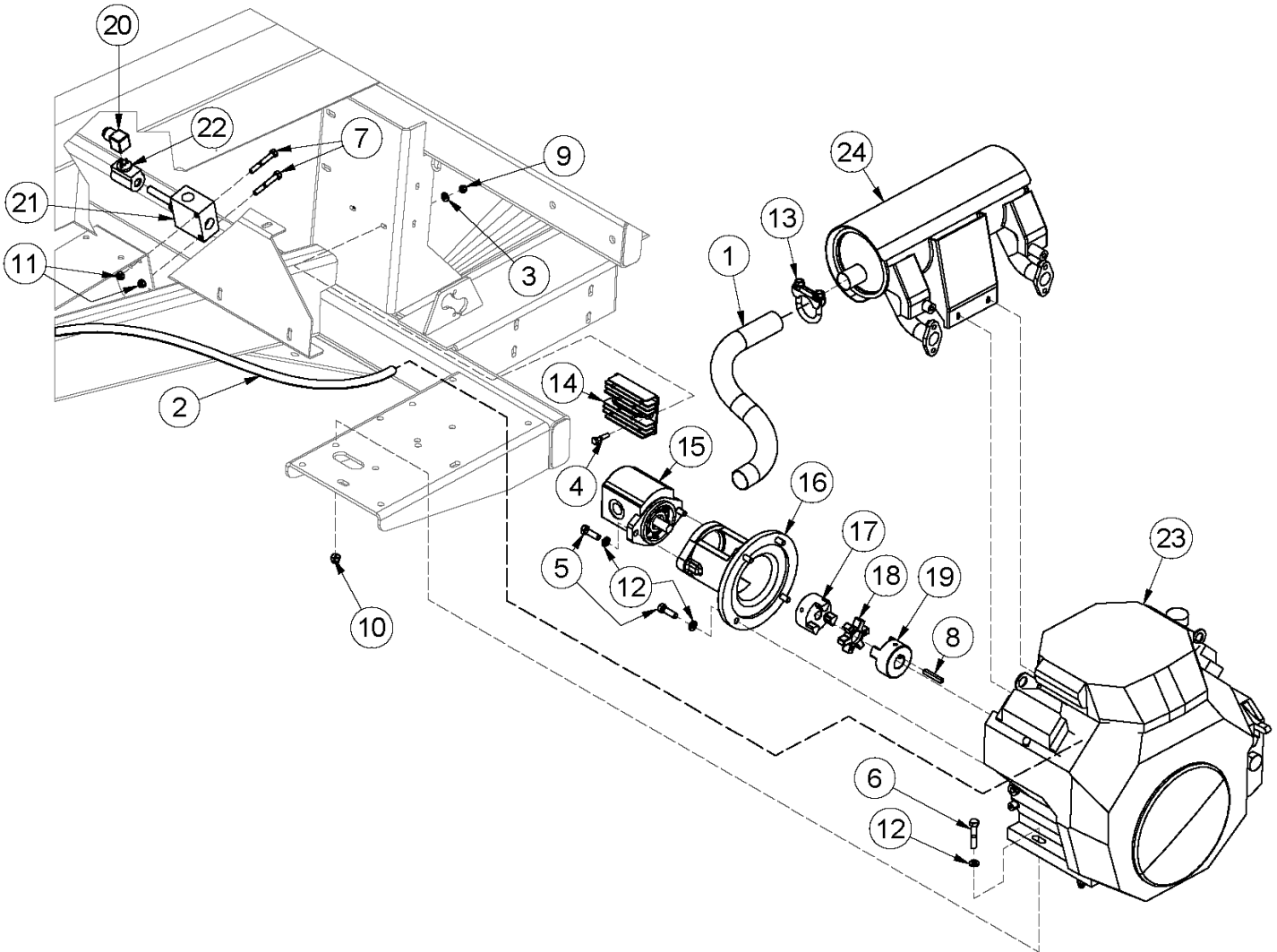


ITEM	QTY	PART NUMBER	DESCRIPTION
1	1	TL650-100-033	Tail Base
2	5	TL650-100-086	Large Roller
3	1	TL650-100-099	4" Roller
4	3	TL650-100-100	2 7/8" Roller
5	6	TL550-100-092	Small Roller Bearing
6	12	TL550-100-030	1" Bearing
7	2	TL599-100-107	Hydraulic Cylinder
8	1	TL599-100-035	Tail Tie Bar
9	2	TL550-200-002	1st Small Roller Bracket
10	2	TL550-200-003	2nd Small Roller Bracket
11	1	TL550-200-004	Left Last Roller
12	1	TL550-200-005	Right Last Roller
13	2	Obtain Locally	HB 1 X 4 Hex Bolt
14	2	Obtain Locally	LN 1 Lock Nut
15	32	Obtain Locally	HB 3/8 x 1 1/2 Hex Bolt
16	4	Obtain Locally	HB 5/16 X 1 1/2 Flathead Bolt
17	4	Obtain Locally	FW 5/16 Flatwasher
18	4	Obtain Locally	LN 5/16 Lock Nut
19	1	DESMV	Slow Moving Vehicle Sign

# Section 3: Engines



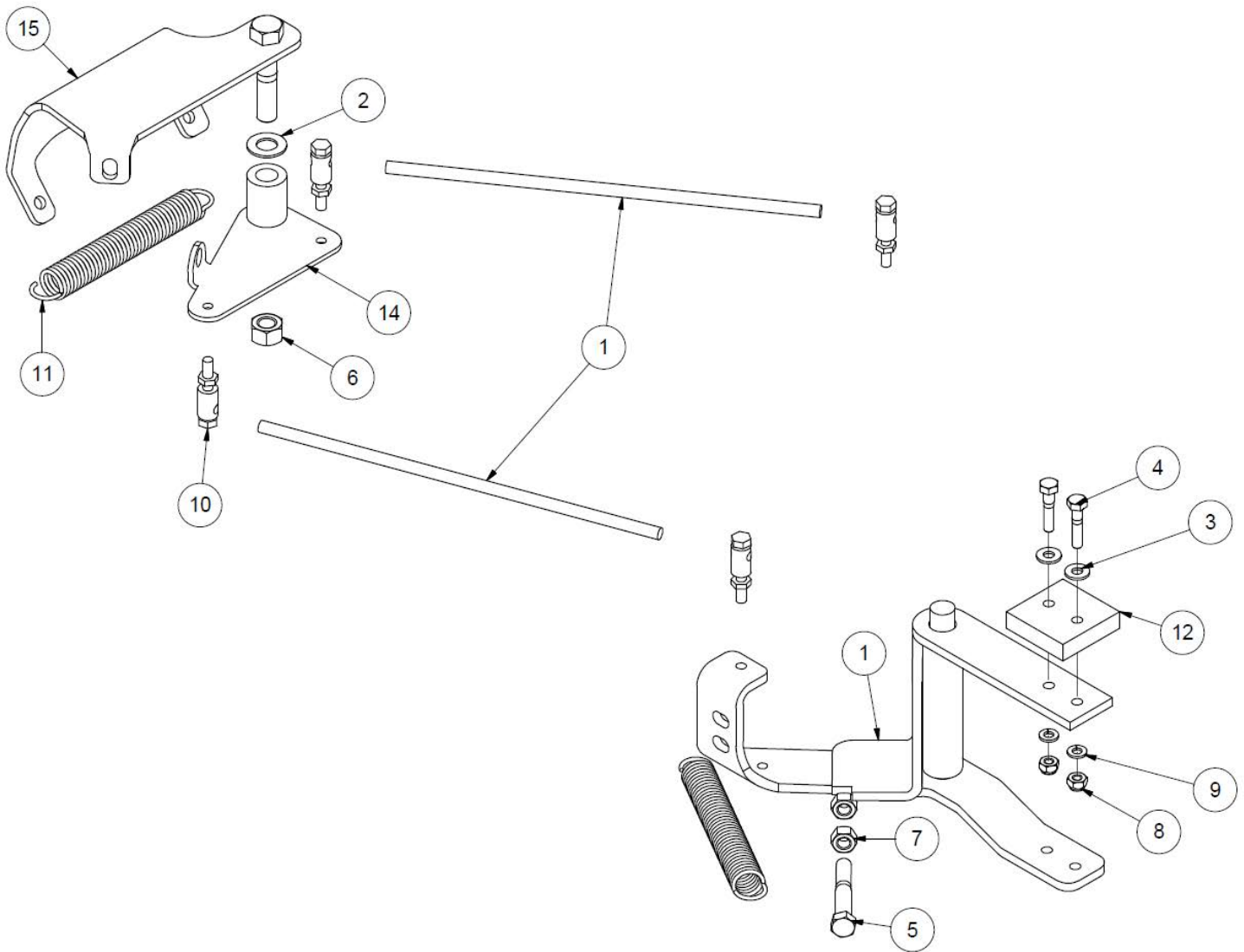
# TL20HP - 20hp Honda



## TL20HP - 20hp Honda

ITEM	QTY	PART NUMBER	DESCRIPTION
1	1	36945	20 HP Muffler Pipe
2	1	40957	Long Fuel Line
3	2	FW 1/4	Flatwasher - 1/4" Zinc Plated USS (6480)
4	2	HB 1/4-20X1.1/4 Z5	Hex Bolt - 1/4"-20 x 1-1/4" Grade 5 Zinc Plated Hex Cap Screw
5	6	HB 3/8-16X1.1/4 Z5	Hex Bolt 3/8-16 x 1 1/4" Grade 5 Zinc Plated Hex Cap Screw N.C.
6	4	HB 3/8-16X2.0 Z5	Hex Bolt 3/8-16 x 2" Grade 5 Zinc Plated Hex Cap Screw N.C.
7	2	HB 5/16-18X2.1/4 Z5	Hex Bolt - 5/16-18 x 2-1/4 Grade 5 Zinc Hex Cap Screw
8	1	KS40960	Key .25 x 1.75
9	2	LN 1/4 N	Locknuts - 1/4-20 Zinc Plated Nylon Insert
10	4	LN 3/8 N	Locknuts - 3/8-16 Zinc Plated Nylon Insert Lock Nut
11	2	LN 5/16 N	Locknut - 5/16-18 Type NE Zinc Plated Nylon Insert
12	10	LW 3/8	Lockwasher - 3/8" Zinc Plated Medium Split (5500)
13	1	MC 1 1/2	Muffler Clamp 1 1/2" Pipe (MC7112)
14	1	TL31750-Z2E-803	Honda 20AMP Rectifier for GX630 Engine
15	1	TL5X2-101-181	Hydraulic Pump (20 HP Engine)
16	1	TL500-100-182	Adapter, Engine to Pump
17	1	TL500-100-183	Lovejoy Coupling Pump Side
18	1	TL500-100-184	Coupling Spacer
19	1	TL500-100-185	Love Joy Coupling Engine Side
20	1	31305	Wiring Harness for Dump Valve
21	1	TL6X2-102-202	Dump Valve (Includes Base and Relief)
21A	1	31545	Dump Valve Body and Cartridge (20 HP)
22	1	TL6X2-102-204	Dump Valve Solenoid (Coil) Round Coil
22A	1	31546	Dump Valve Solenoid (Coil) Square Coil
23	1	TL6X2-100-200	20 HP Honda Engine
24	1	TLVHRM6	Muffler

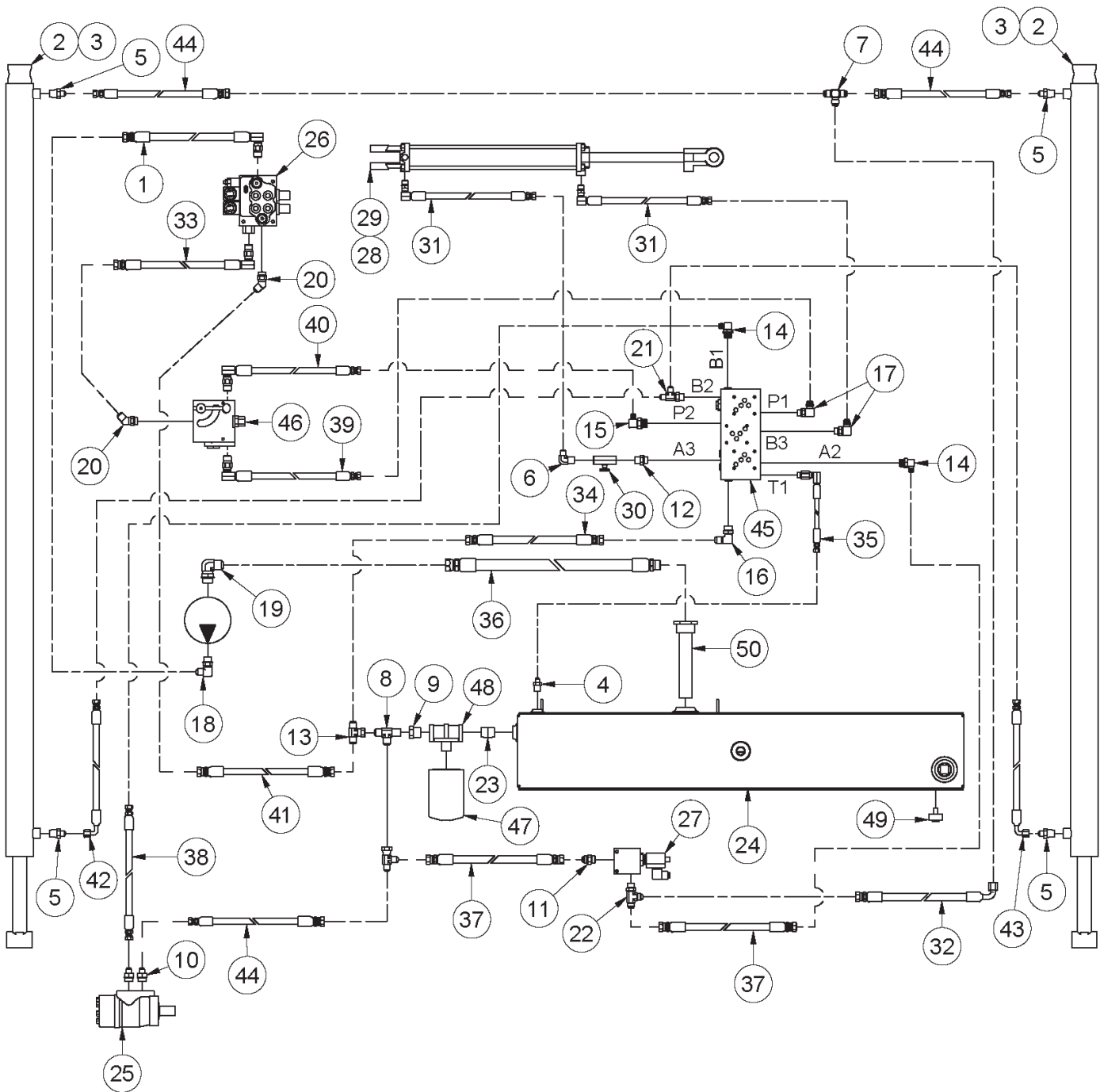
## 20hp Throttle Linkage



ITEM	QTY	PART NUMBER	DESCRIPTION
1	2	25715	20 HP Rod
2	1	FW 1/2	Flatwasher - 1/2" Zinc Plated USS
3	2	FW 1/4	Flatwasher - 1/4" Zinc Plated USS
4	2	HB1/4-20X1.1/4CZ5	1/4"-20 x 1-1/4" Grade 5 Zinc Finish Hex Cap Screw
5	1	HB3/8-16X2.1/2CZ5	3/8"-16 x 2-1/2" Grade 5 Zinc Finish Hex Cap Screw
6	1	HN1/2-13CZ5	1/2"-13 Zinc Finish Grade 5 Finished Hex Nut
7	1	HN3/8-16CZ5	3/8"-16 Zinc Finish Grade 5 Finished Hex Nut
8	2	LN1/4-20TCZ5	1/4"-20 Grade C Zinc Finish Steel Top Lock Nut
9	2	LW 1/4	Lockwasher - 1/4" Zinc Plated Medium Split
10	4	TL550-100-067	Linkage Pivot
11	2	TL550-100-069	Throttle Spring
12	1	TL5X2-100-232	Striker Block
13	1	TL5X2-500-154	Main Link
14	1	TL5X2-500-156	20 HP Swing Link
15	1	TL6X2-120-001	20 HP Engine Throttle Base

# Section 4: Hydraulics

## Hydraulic Layout - 20hp Front Circuits



ITEM	QTY	PART NUMBER	DESCRIPTION
1	1	41885	Hose - HH98"-8ATI(8FJX-8FJX)98"HCL
2	2	CYL 550-100-043	Ram Cylinder - 2.5" X 78"
3	1	SK P16-083S	Seal Kit 2.5" (Pneu-Hyd)
4	2	HF 2404-4-6	Hyd. Fitting - Male JIC - Male Pipe
5	4	HF 2404-6-8	Hyd. Fitting - Male JIC - Male Pipe
6	1	HF 2501-6-6	Hydraulic Fitting - Male JIC - Male Pipe 90°
7	1	HF 2603-8-8-8	Hyd Fitting
8	1	HF 2605-8-8-8	Male JIC - Male Pipe
9	1	HF 5406-12-8	Hyd. Fitting - Reducer Bushing

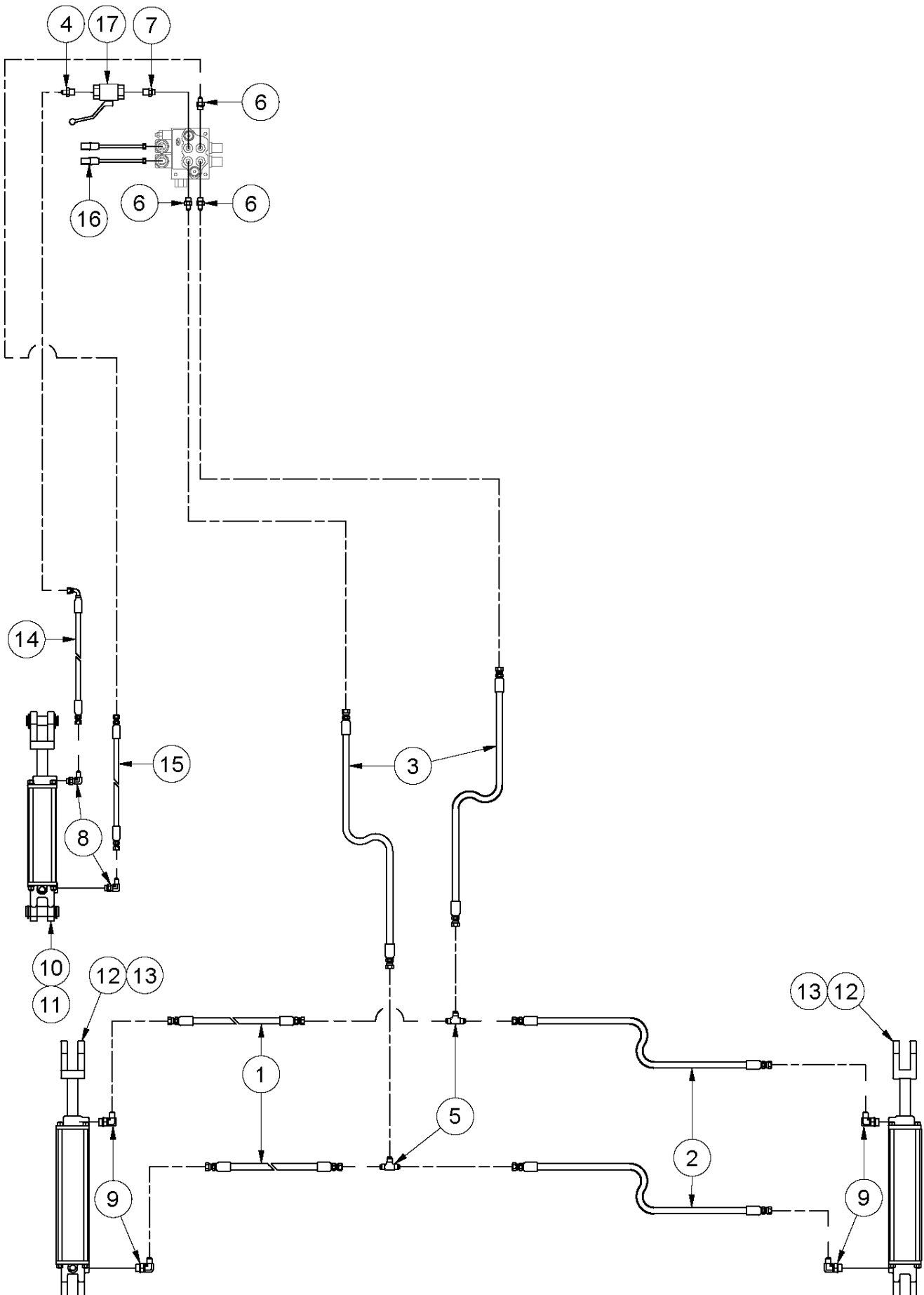
Continued

## Hydraulic Layout - 20hp Front Circuits

Continued

10	2	HF 6400-6-10	Hydraulic Fitting - Male JIC - Male ORB
11	1	HF 6400-8-8	Hydraulic Fitting - O-Ring to JIC Adapter
12	1	HF 6401-8-6	Hydraulic Adapter - Male ORB - Male Pipe
13	1	HF 6600-8-8-8	Hyd. Fitting - Male JIC - Female JIC Tee
14	2	HF 6801-6-8	Hyd Fitting - Male JIC - Male ORB 90°
15	1	HF 6801-6-10	Hydraulic Fitting - 90° JIC to O-Ring
16	1	HF 6801-8-6	Hydraulic Fitting - Male JIC - Male ORB 90°
17	2	HF 6801-8-8	Hyd. Fitting- 1/2" JIC- 1/2" SAE 90 Deg Elbow
18	1	HF 6801-8-10	Hyd. Fitting - 1/2" JIC - 5/8" 90° Elbow
19	1	HF 6801-12-12	Forged Fitting - 3/4" JIC X 3/4" SAE 90° Elbow
20	2	HF 6802-8-8	Hydraulic Fitting - Male JIC - Male Orb 45°
21	3	HF 6804-6-8-6	Hydraulic Fitting - Male JIC - Male ORB Tee
22	1	HF 6804-8-8-8	Hydraulic Tee Fitting
23	1	PI 3/4 CLOSE NIPPLE	Close Nipple SCH 80 3/4
24	1	TL5X2-100-190	Oil Tank
25	1	TL5X2-200-050	Hydraulic Motor (M t S 2009 Models)
26	1	TL5X2-201-055	2 Spool Monoblock Valve
27	1	TL5X2-500-161	Dump Valve - Complete
28	1	TL500-100-103	2 X 16 Hydraulic Cylinder
29	1	SK AGU201125-10	Seal Kit - 2" Kinacor Cylinder
30	1	TL550-200-006	Steering Speed Control (Needle Valve)
31	2	TLT5E606-09	Hose - HH92.50 - 6ATI(6MBX90,6FJXH) 92.50" E/E
32	1	TLT5E609-09	Hose - HH84.25-8ATI(8FJX90S-8FJX)84.25-CL/E
33	1	TLT5M111-09	Hose - HH24.75- 8ATI(8MBX90-8FJX)24.75 - E/E
34	1	TLTLE101	Hose - HH20 - 8ATI(8FJXH,8FJXH)20HCL
35	1	TLTLE101-09	Hose - HH25-4ATI(4FJXH-6MBX90)25"HCL
36	1	TL-TLM517	Hose - HH37.5 - 12G4H(12MP,12FJXH) 37.5HCL
37	2	TLX210-09	Hose - HH22.25 - 8ATI(8FJX-8FJX) 22.25-CL/E
38	1	TLX2602	Hose - HH67"- 6AT1(6FJXH-6FJXH) 67" HCL
39	1	TLX2603	Hose - HH100"- 6AT1(8MBX90-6FJXH)100"HCL
40	1	TLX2604	Hose - HH90 - 6AT1(8MBX90-6FJXH)90HCL
41	1	TLX2605	Hose - HH90"- 6AT1(8FJXH-8FJXH)90"HCL
42	1	TLX2608	Hose - HH62.5 - 6AT1(6FJXH90S-6FJXH) 62.5HCL
43	1	TLX2609	Hose - HH104.5 - 6AT1(6FJXH-6FJXH) 104.50E/E
44	3	TLX2611	Hose - HH53.00 - 6AT1-(8FJXH-6FJXH)53HCL
45	1	VAL BLOCCO CX 59	Manifold
46	1	VAL FCR51-34	Flow Control Valve
47	1	VAL HEK44	Oil Filter
48	1	VAL HF620	HF620.20-B17-NE-XA-NA-XB-NA Filter Base
49	1	VAL HL91	HL91-20-T1-T-B Level Gauge
50	1	VAL TMT-10-NPT	TMT-10-NPT Strainer

# Hydraulic Layout - 20hp Rear Circuits

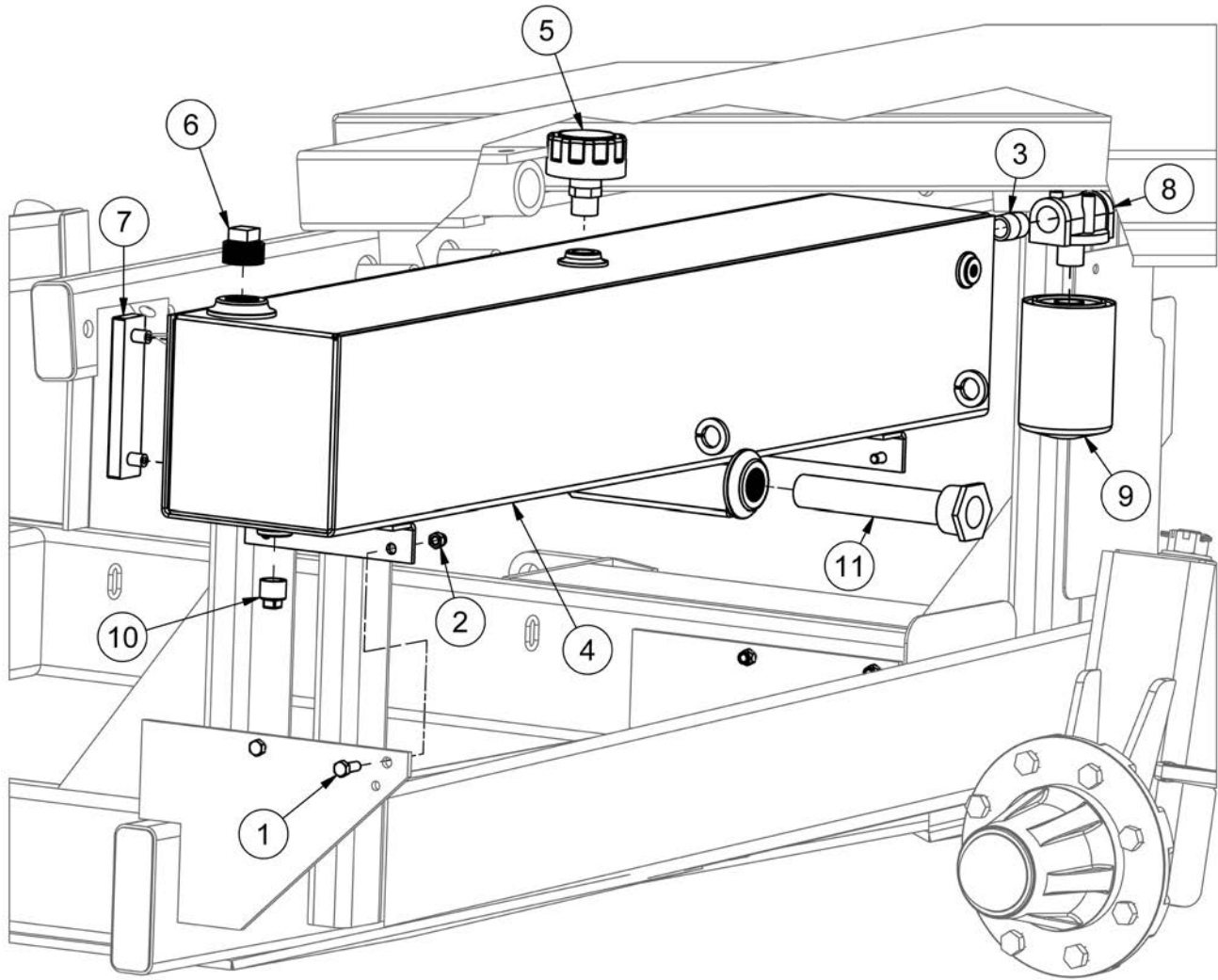


## Hydraulic Layout - 20hp Rear Circuits

ITEM	QTY	PART NUMBER	DESCRIPTION
1	2	28696	Hose - HH34 - 6AT1(6FJX,6FJX) HCL 34"
2	2	30658	Hose - HH95- 6AT1(6FJXH-6FJXH)HCL 95"
3	2	41903	Hose - HH172 - 6AT1(6FJICx6FJIC) 172"
4	2	HF 2404-4-6	Hyd. Fitting - Male JIC - Male Pipe
5	2	HF 2603-6-6-6	Male JIC Tee
6	3	HF 6400-4-6	Hydraulic Fitting - Male JIC - Male ORB
7	1	HF 6401-6-6	Hydraulic Fitting - Male JIC - Male ORB
8	2	HF 6801-4-6	Hydraulic Fitting - Male JIC - Male Orb 90°
9	4	HF 6801-6-8 NWO	Adapter
10	1	TL500-100-082	Hydraulic Cylinder (HYS25SPE08-2176)
11	1	SK-HYS30SPE12-2177	Seal kit for 3 X 12 Cyl
12	2	TL550-100-107	Hydraulic Cylinder, 3 x 12
13	2	SK AGU301250-10	Seal Kit F/Tail Gate (Cylinder 3.0")
14	1	TLX207A	Hose - HH129.5 - 4ATI(4FJX,4FJX90S) 129.5" E/CL
15	1	TLX2607-A	Hose - HH138 - 4ATI(4FJXH-4FJXH)138HCL
16	2	VAL 27133	Single Handle
17	1	VAL BV73-100	Valve 1/2" Ball



## Hydraulic Oil Tank

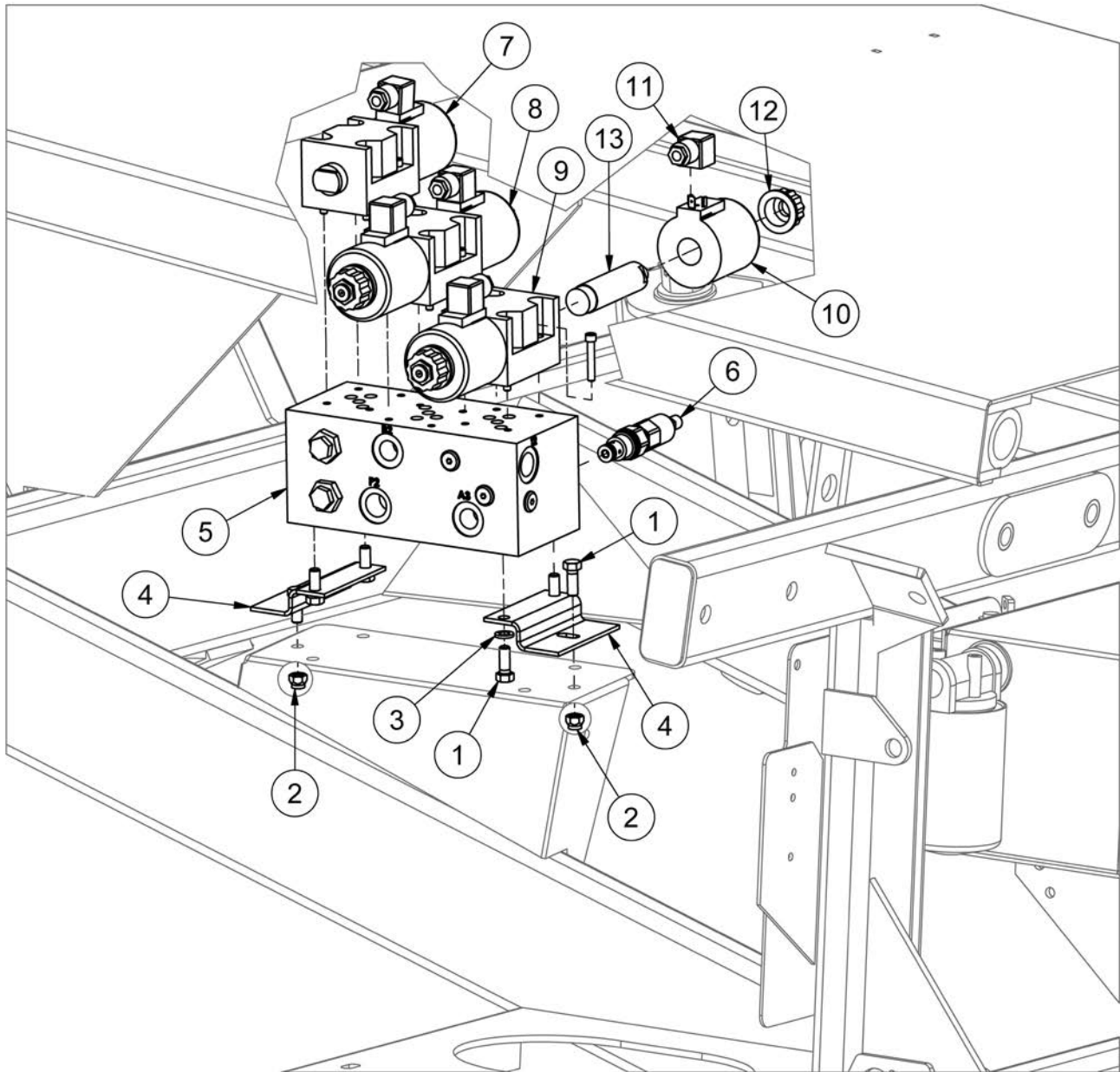


ITEM	QTY	PART NUMBER	DESCRIPTION
1	4	HB 3/8-16X1 Z5	Hex Bolt 3/8-16x1 Gr. 5 Zinc Plated Hex Cap Screw
2	4	LN 3/8 N	LN 3/8-16 Zinc Plated Nylon Insert Lock Nut
3	1	PI 3/4 CLOSE NIPPLE	Close Nipple SCH 80 3/4
4	1	TL5X2-100-190	Hydraulic Oil Tank
5	1	TL500-100-169	Breather Cap
6	1	TL500-100-170	Filter Plug
7	1	TL500-100-171	Sight Gauge
8	1	TL500-100-172	Filter Base
9	1	TL500-100-173	10 Micron Filter
10	1	TL500-100-174	3/4 Magnetic Plug
11	1	TL500-100-175	Suction Strainer

Oil in Unit: AW32 SAE10 Hydraulic Oil

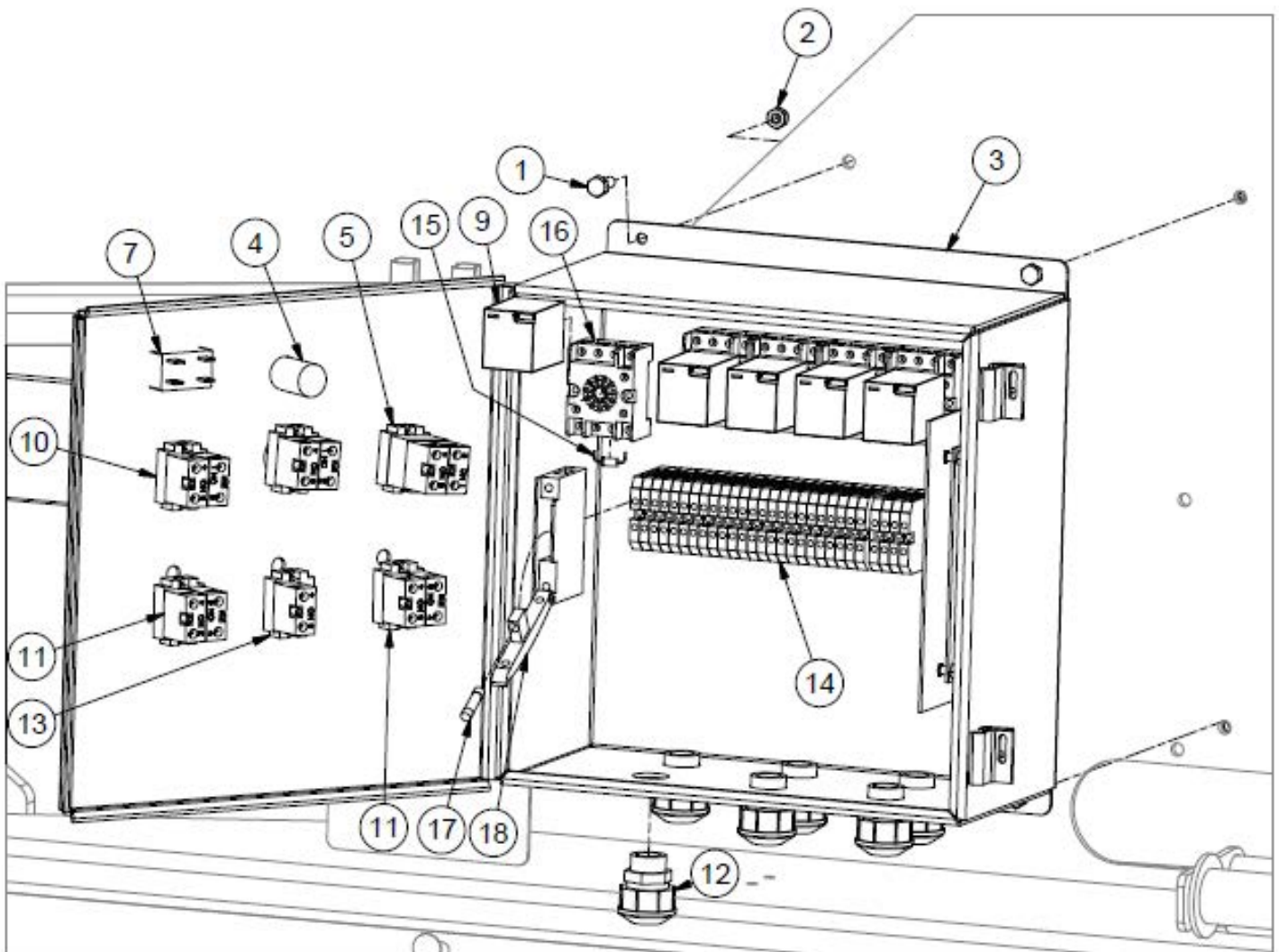
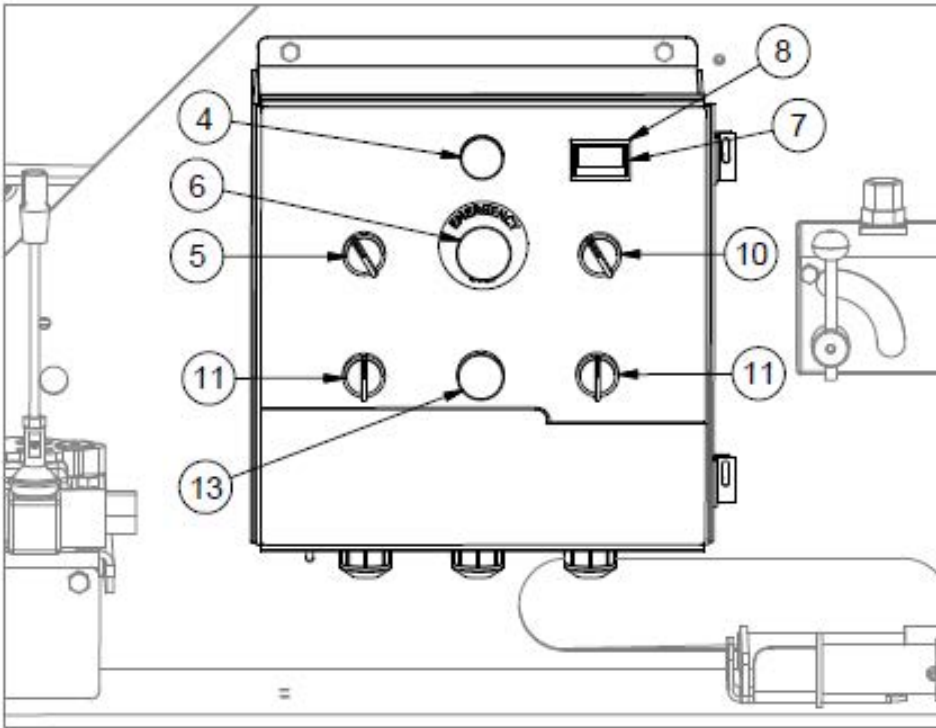
FILTER CROSS REFERENCE	
FILTER	REFERENCE
Stauf	SF6520
Gresen	F22001
Fram	P1653-A
Fleetguard	HF6510
Cross	1A9021

## Hydraulic Manifold



ITEM	QTY	PART NUMBER	DESCRIPTION	NOTE
1	6	HB 3/8-16X1 Z5	Hex Bolt 3/8-16x1 Grade 5 Zinc Plated Hex Cap Screw	
2	4	LN 3/8 N	LN 3/8-16 Zinc Plated Nylon Insert Lock Nut	
3	4	LW 3/8	LW - 3/8" Zinc Plated Medium Split	
4	2	TL550-200-113	Manifold Mount	
5	1	TL500-100-056	3 Station Custom Manifold	Incl. Items 6-13
6	1	VAL MW10A-052B	Double Cross Over Relief Cartridge (Solenoid Valve)	Port 5
7	1	28533	Single 12V DC Valve (Complete)	Incl. Items 9-13
8	2	28532	Tandem 12V DC Valve (Complete)	Incl. Items 9-13 (10-13 x2 Qty)
9	1	25825	Valve Body	
10		28531	Valve Coil	
11		28534	DIN Connector	
12	1	VAL25285	Plastic Nut	
13	1	VAL 25288	Hystar DSG-03 Tube (DC)	

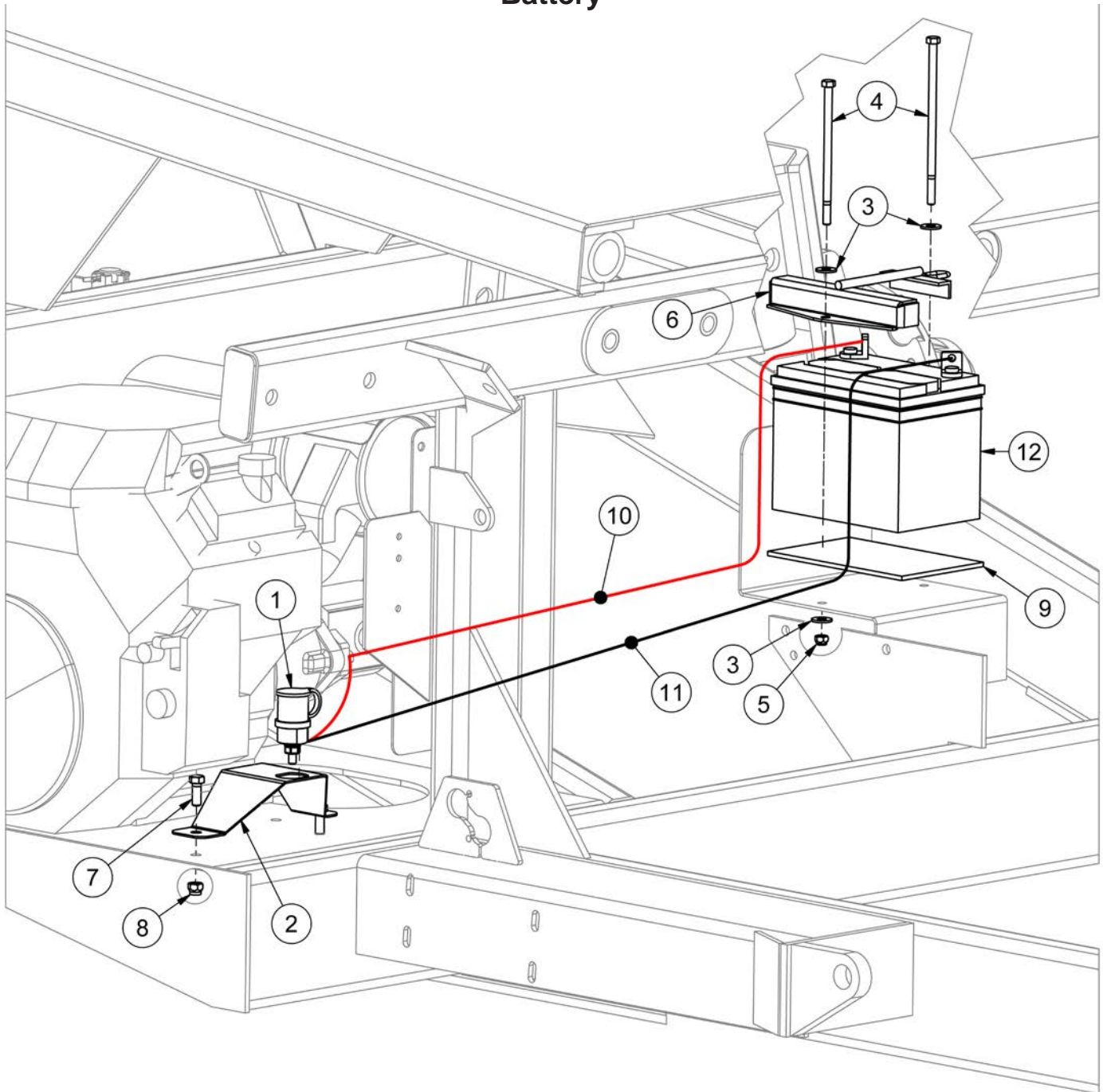
## Section 5: Electrical Control Panel



## Control Panel

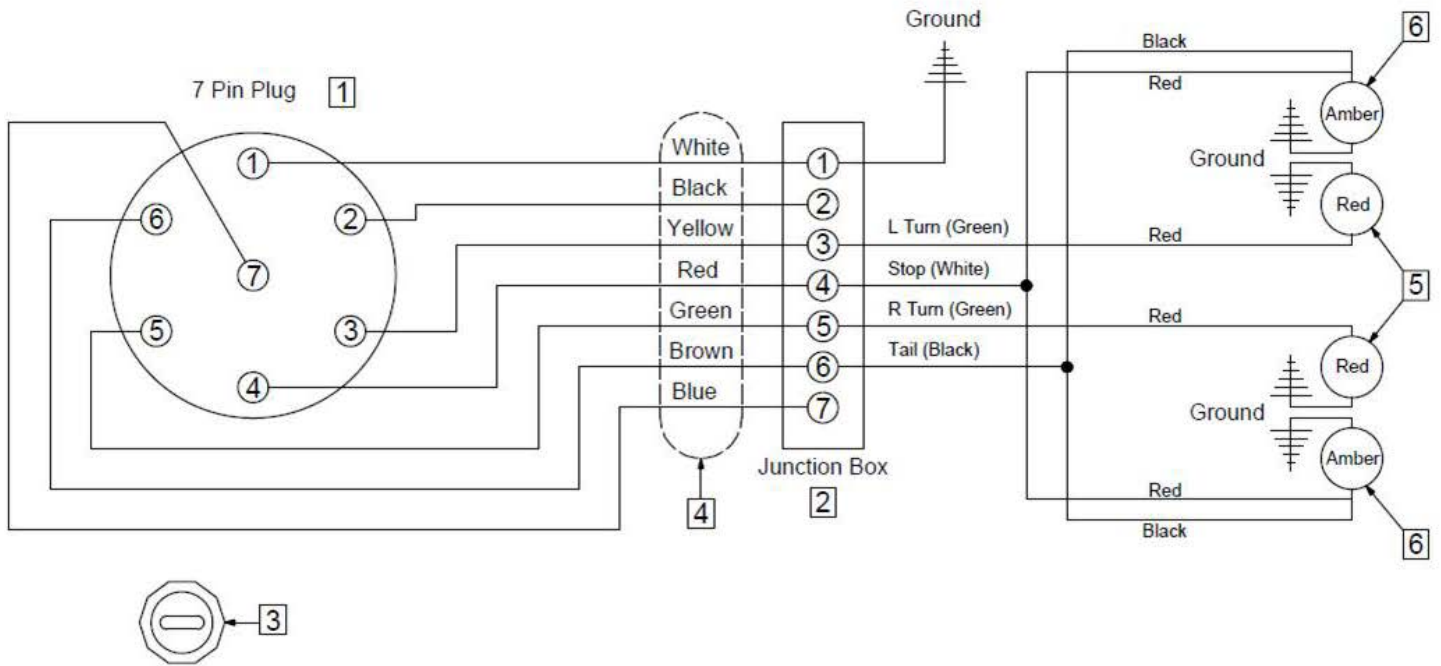
ITEM	QTY	PART NUMBER	DESCRIPTION
1	4	HB 1/4-20X0.75 Z5	Hex Bolt 1/4-20x3/4 Grade 5 Zinc Plated Hex Cap Screw
2	4	LN 1/4 N	LN 1/4-20 Zinc Plated Nylon Insert Lock Nut
3	1	TL550-200-061	Complete Control Panel
4	1	25674	LED Light
5	1	25762	On/Off Switch
6	1	25763	Emergency Stop Button
7	1	44917	Bale Count Screen
8	1	44918	Bale Count Screen Gasket
9	5	TL500-100-221	Control Relay
10	1	TL550-100-076	Man/Auto Switch
11	2	TL550-100-077	Steering Switch
12	6	TL550-100-086	PVC Wire Holder
13	1	TL550-150-083	DIN Rail Fuse Holder
14	26	TL550-150-084	DIN Rail Terminal Block
15	2	TL550-150-085	Diode 1N5406 3amp 600V
16	5	TL5X2-500-158	11 Pin Relay Base
17	1	TL550-100-079	15 AMP Fuse
18	1	TL550-150-083	DIN Rail Fuse Holder

## Battery



ITEM	QTY	PART NUMBER	DESCRIPTION
1	1	30873	Insulated Jumper Terminal
2	1	31383	Insulated Jumper Mount
3	4	FW 5/16	Flatwasher - 5/16" Zinc Plated USS
4	2	HB 5/16-18X7 Z5	Hex Bolt 5/16-18x7 Grade 5 Zinc Plated Hex Cap Screw
5	2	LN 5/16 N	LN 5/16-18 Zinc Plated Nylon Insert Lock Nut
6	1	TL500-301-221	Battery Hold-Down
7	2	HB 3/8-16X1 Z5	Hex Bolt 3/8-16x1 Grade 5 Zinc Plated Hex Cap Screw
8	2	LN 3/8 N	LN 3/8-16 Zinc Plated Nylon Insert Lock Nut
9	1	TL5X2-007-101	Rubber Battery Pad
10	1	TL5X2-500-159	Red Battery Cable
11	1	TL5X2-500-160	Black Battery Cable
12	1	TLBATSP35	SP-35 Battery

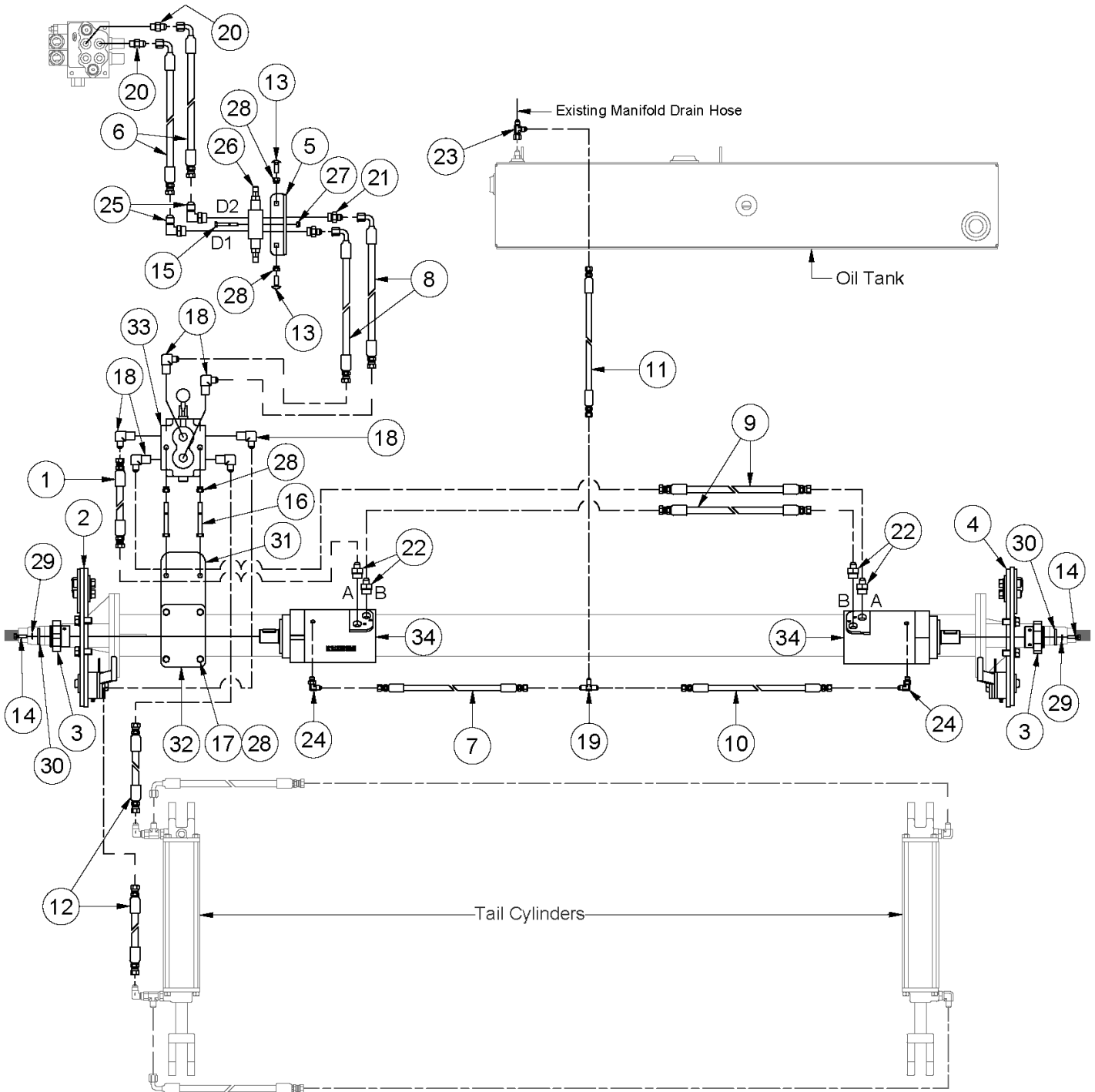
# Running Lights



ITEM	QTY	PART NUMBER	DESCRIPTION
1	1	TL550-200-117	7 Pin Plug
2	1	TL550-200-118	Junction Box
3	1	TL550-200-119	Strain Relief
4	1	TL550-200-120	7 Wire Conductor
5	2	TL550-200-121	Red Lamp
6	2	TL550-200-122	Amber Lamp

# Section 6: Options

## TLHPDD6500 - Dual Power Drive

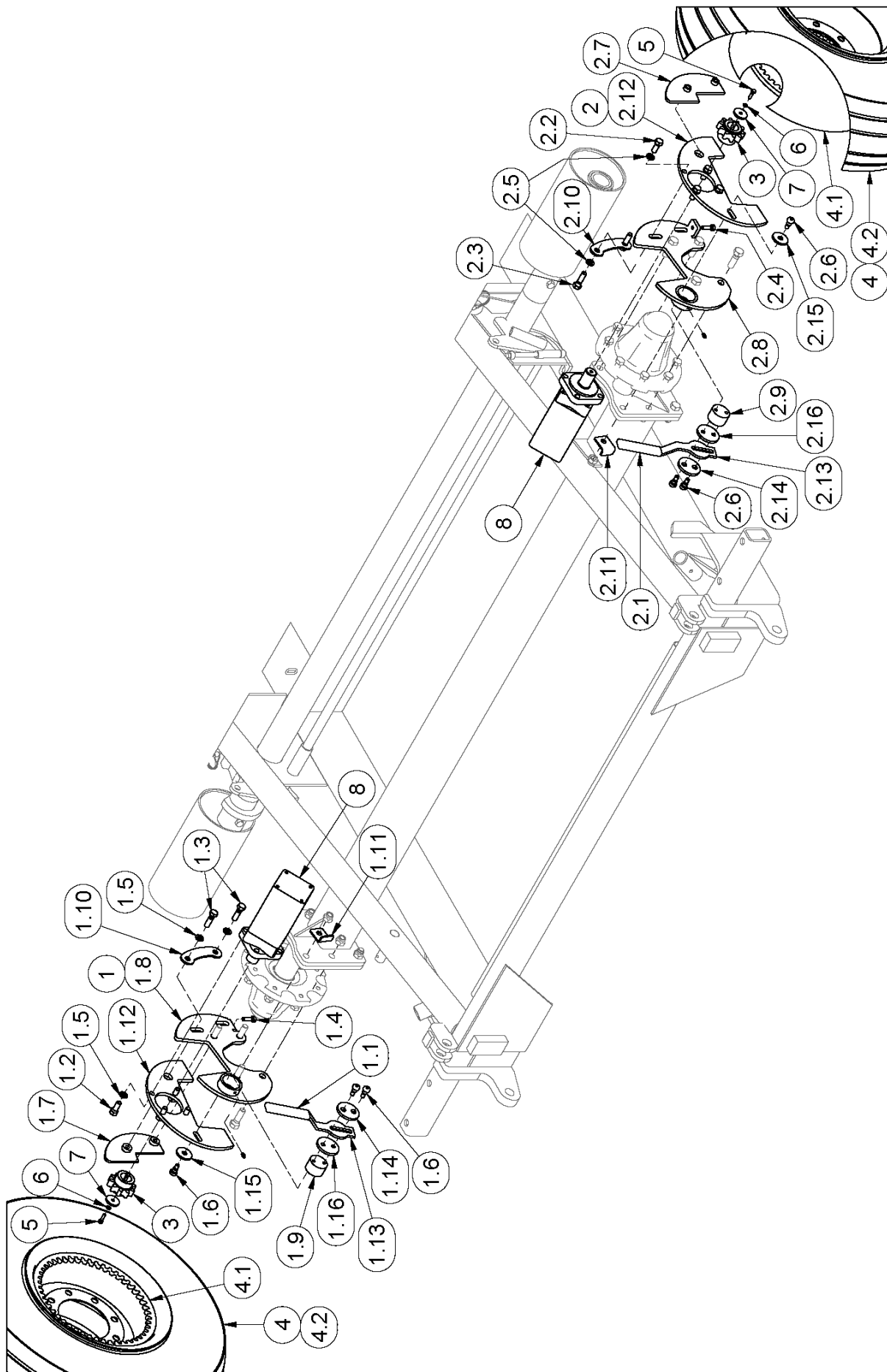


## TLHPDD6500 - Dual Power Drive

ITEM	QTY	PART NUMBER	DESCRIPTION	NOTE
1	1	25113	Hose - HH14 - 6AT1(6FJX,6FJX)HCL 14"	
2	1	28779	6500 Left Power Drive	
3	2	28942	Power Drive Sprocket	
4	1	28949	6500 Right Power Drive	
5	1	41509	Cross Over Relief Valve (Bolt On)	Up to Serial 166515
6	2	41593	Hose - HH85- 6AT1(6FJXH-6FJX90S) HCL85"	
7	1	41842	Hose - HH14"- 4ATI(4FJX-4FJX)14" HCL	
8	2	41886	Hose - HH90"- 6AT1(6FJXH-6FJX90S)HCL 90"	
9	2	41887	Hose - HH88"- 6AT1(6FJXH-6FJXH) HCL88"	
10	1	45083	Hose - HH70"- 4ATI(4FJX-4FJX)70" HCL	
11	1	45084	Hose - HH105"- 4ATI(4FJX-4FJX)105" HCL	
12	2	45085	Hose - HH32 - 6AT1(6FJX,6FJX) HCL 32"	
13	2	CB 3/8-16 X1 Z5	Carriage Bolt - 3/8-16 x 1" Grade 5 Zinc	Up to Serial 166515
14	2	HB 1/4-20X1 Z5	Hex Bolt 1/4-20x1 Grade 5 Zinc Plated Hex Cap Screw	
15	2	HB 1/4-20X2 Z5	Hex Bolt 1/4-20x2 Grade 5 Zinc Plated Hex Cap Screw	
16	2	HB 3/8-16X3 Z5	Hex Bolt 3/8-16x3 Grade 5 Zinc Plated Hex Cap Screw	
17	4	HB 3/8-16X5.5 Z5	Hex Bolt 3/8-16x5 1/2 Grade 5 Zinc Plated Hex Cap Screw	
18	6	HF 2501-6-8	Hyd. Fitting - 90° 3/8 MJIC - 1/2 MPT	
19	1	HF 2603-4	Hydraulic Fitting - Male JIC Tee	
20	2	HF 6400-6-6	Hydraulic Fitting - Male JIC - Male ORB	
21	2	HF 6400-6-8	Hyd Fitting -Male JIC - Male ORB	
22	4	HF 6400-6-10	Hydraulic Fitting - Male JIC - Male ORB	
23	1	HF 6602-4-4-4	Hyd. Fitting Run Tee M-JIC/F-JIC-M-JIC	
24	2	HF 6801-4-4	Hydraulic Fitting - 90° O-Ring to JIC	
25	2	HF 6801-8-6	Hydraulic Fitting - Male JIC - Male ORB 90°	
26	1	LA-SB2000RV	Relief Valves	
27	2	LN 1/4 N	LN 1/4-20 Zinc Plated Nylon Insert Lock Nut	
28	8	LN 3/8 N	LN 3/8-16 Zinc Plated Nylon Insert Lock Nut	
29	2	LW 1/4	LW - 1/4" Zinc Plated Medium Split	
30	2	TL552404	Hoop Motor Plate	
31	1	TLWHEEL13	Power Drive Selector Mount	
32	1	TLWHEEL13A	Selector Valve Mount Clamp	
33	1	VAL DS-1A1E	Double Selector Valve	
34	2	VAL MLHSY400	Complete Motor - MLHSY400C4UD	



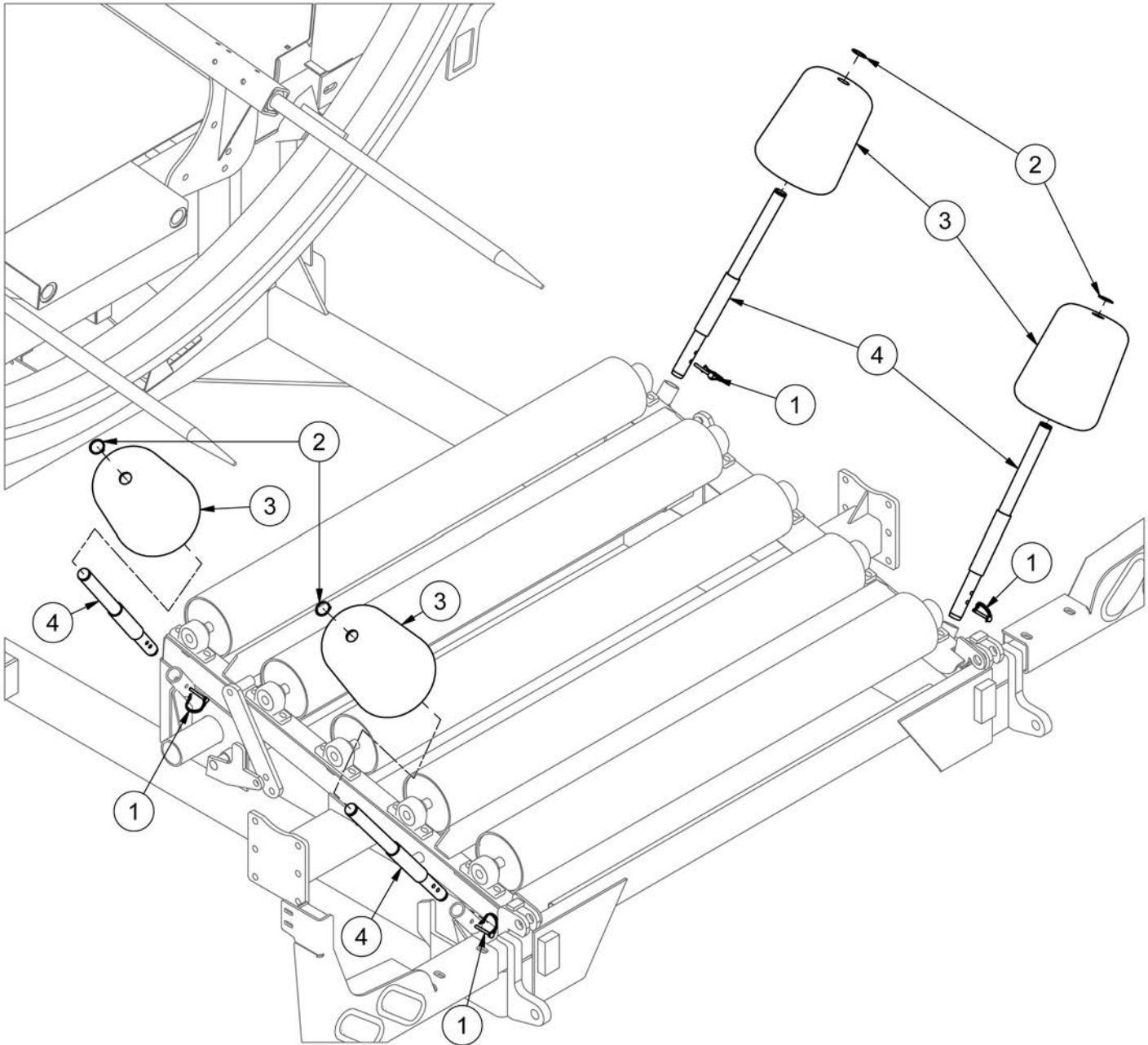
# Power Drive Brackets



## Power Drive Brackets

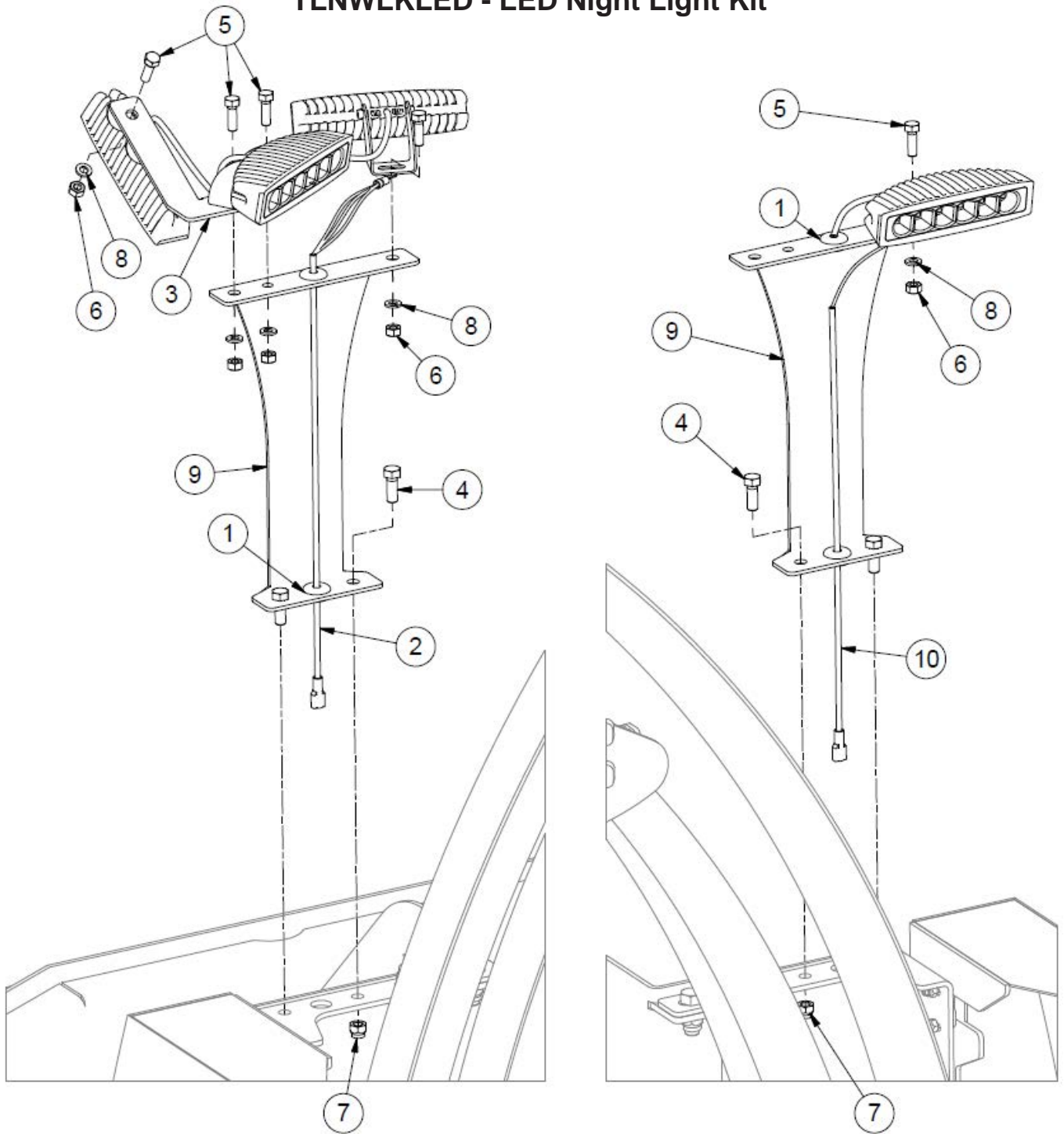
ITEM	QTY	PART NUMBER	DESCRIPTION
1	1	28779	TL6500AX2 Left Power Drive Bracket Asm
1.1	1	22707	Rubber Handle for 3/8 X 1 Flat Bar
1.2	4	HB 1/2-13X1.25 Z5	Hex Bolt 1/2-13x1 1/4 Grade 5 Zinc Plated Hex Cap Screw
1.3	2	HB 1/2-13X1.75 Z5	Hex Bolt 1/2-13x1 3/4 Grade 5 Zinc Plated Hex Cap Screw
1.4	1	HB 3/8-16X1.25 Z5	Hex Bolt 3/8-16x1 1/4 Grade 5 Zinc Plated Hex Cap Screw
1.5	6	LW 1/2	LW - 1/2" Zinc Plated Medium Split
1.6	3	SHSS1/2X3/8X3/8-16Z	Socket Head Shoulder Screws - 1/2 Shldr x 3/8 x 3/8-16
1.7	1	TLWHEEL30	Pivot Plate
1.8	1	TLWHEEL3108	6500 Left Power Drive Bracket
1.9	1	WHEEL9	Eccentric
1.10	1	WHEEL14	Pivot Washer
1.11	1	WHEEL101	Powerdrive Handle Lock
1.12	1	WHEEL1108	Powerdrive Motor Mount
1.13	1	WHEEL2011	Powerdrive Handle
1.14	1	WHEEL2012	Outside Handle Washer
1.15	1	WHEEL2013	Inside Cam Washer
1.16	1	WHEEL20121	Inside Handle Washer
2	1	28949	TL6500AX2 Right Power Drive Bracket Asm
2.1	1	22707	Rubber Handle for 3/8 X 1 Flat Bar
2.2	4	HB 1/2-13X1.25 Z5	Hex Bolt 1/2-13x1 1/4 Grade 5 Zinc Plated Hex Cap Screw
2.3	2	HB 1/2-13X1.75 Z5	Hex Bolt 1/2-13x1 3/4 Grade 5 Zinc Plated Hex Cap Screw
2.4	1	HB 3/8-16X1.25 Z5	Hex Bolt 3/8-16x1 1/4 Grade 5 Zinc Plated Hex Cap Screw
2.5	6	LW 1/2	LW - 1/2" Zinc Plated Medium Split
2.6	3	SHSS1/2X3/8X3/8-16Z	Socket Head Shoulder Screws - 1/2 Shldr x 3/8 x 3/8-16
2.7	1	TLWHEEL30LEFT	Left Powerdrive Part
2.8	1	TLWHEEL3109	6500 Right Power Drive Bracket
2.9	1	WHEEL9	Eccentric
2.10	1	WHEEL14	Pivot Washer
2.11	1	WHEEL101	Powerdrive Handle Lock
2.12	1	WHEEL1108	Powerdrive Motor Mount
2.13	1	WHEEL2011	Powerdrive Handle
2.14	1	WHEEL2012	Outside Handel Washer
2.15	1	WHEEL2013	Inside Cam Washer
2.16	1	WHEEL20121	Inside Handle Washer
3	2	28942	6500 Powerdrive Sprocket
4	2	46871	12.5x15x12 Power Drive Wheel Asm
4.1	1	36200	Drive Wheel w/ Gear
4.2	1	WHE T112.5-15-12	Tire Only - 12.5-15-12 Hi Series
5	2	HB 1/4-20X1 Z5	Hex Bolt 1/4-20x1 Grade 5 Zinc Plated Hex Cap Screw
6	2	LW 1/4	LW - 1/4" Zinc Plated Medium Split
7	2	TL552404	Hoop Motor Plate
8	2	VAL MLHSY400	Complete Motor - MLHSY400C4UD

## TLGR - Guide Rollers



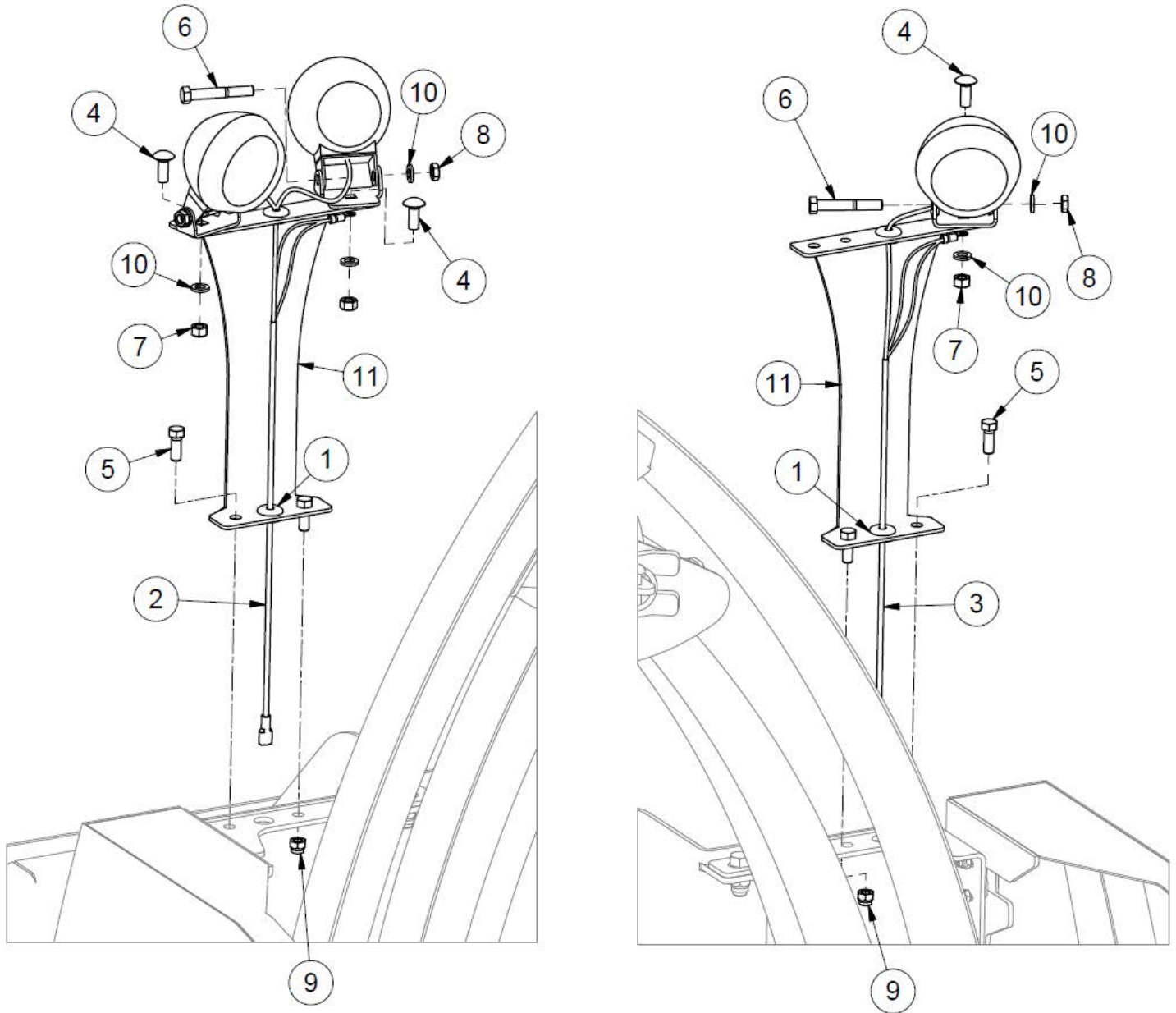
ITEM	QTY	PART NUMBER	DESCRIPTION
	2	TLGR	Guide Roller Kit
1	4	LP B1995	Pin - Lock Pin 1/4 X 1 3/4
2	4	RR 1.375	Retaining Ring-1 3/8- External
3	4	TL550-301-238	Roller c/w Bearings and End Cap
4	4	TL550-301-239	Guide Roller Shaft

## TLNWLKLED - LED Night Light Kit



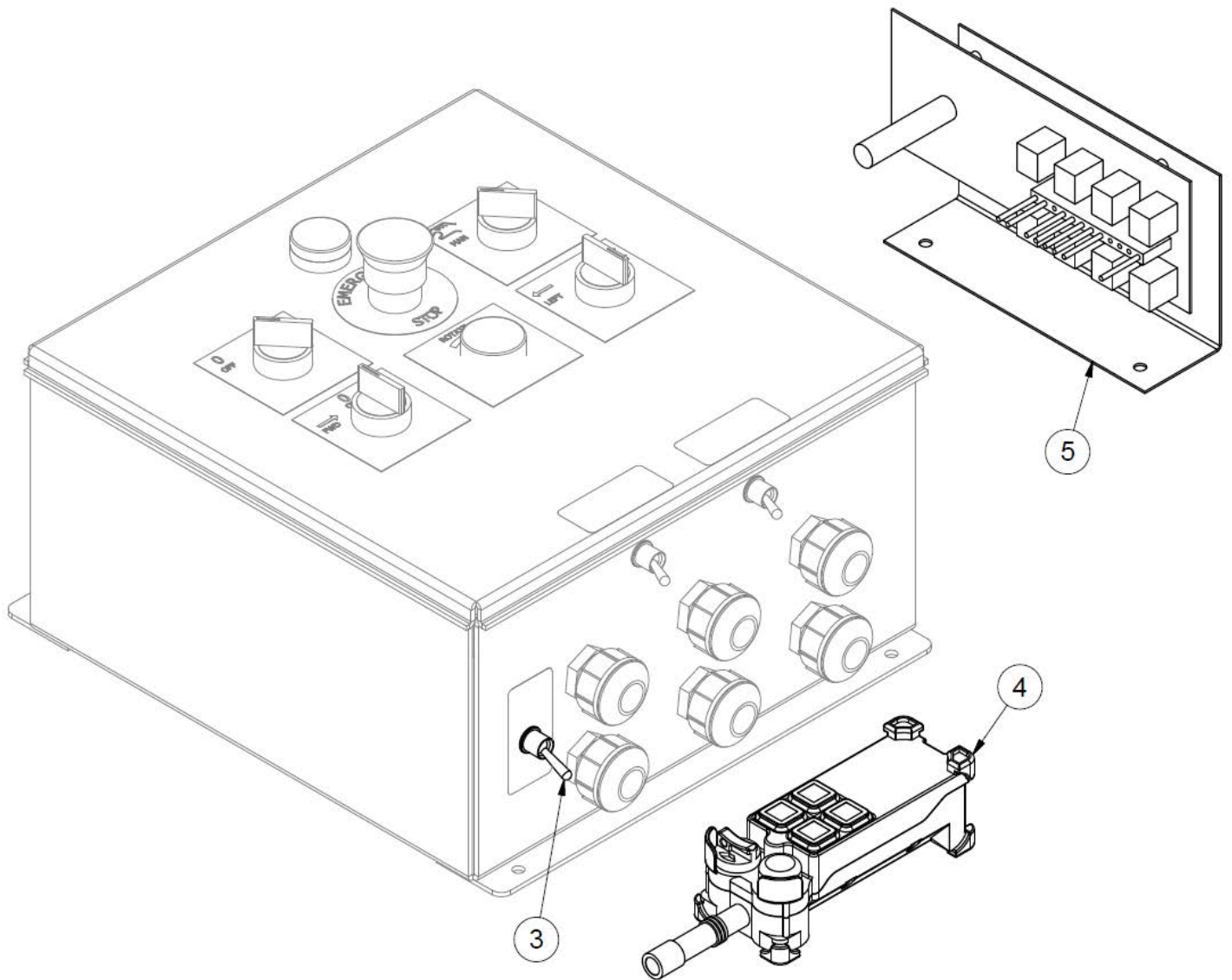
ITEM	QTY	PART NUMBER	DESCRIPTION	NOTE
1	4	30862	Grommet for Night Lights	
2	1	43952	TLNWLKLED Triple Wiring Harness	Inc Lights
3	1	44864	Control Box Light Bracket	
4	4	HB 3/8-16X1 Z5	Hex Bolt 3/8-16x1 Grade 5 Zinc Plated Hex Cap Screw	
5	5	HB 5/16-18X1 Z5	Hex Bolt 5/16-18x1 Grade 5 Zinc Plated Hex Cap Screw	
6	5	HN 5/16	Hex Nut 5/16"-18 Grade 5 Zinc Plated Finished	
7	4	LN 3/8 N	LN 3/8-16 Zinc Plated Nylon Insert Lock Nut	
8	5	LW 5/16	LW - 5/16" Zinc Plated Medium Split	
9	2	TL5X2-100-201	Light Bracket	
10	1	43953	TLNWLKLED Single Wiring Harness	Inc Light

## TLNWLK - Halogen Night Light Kit



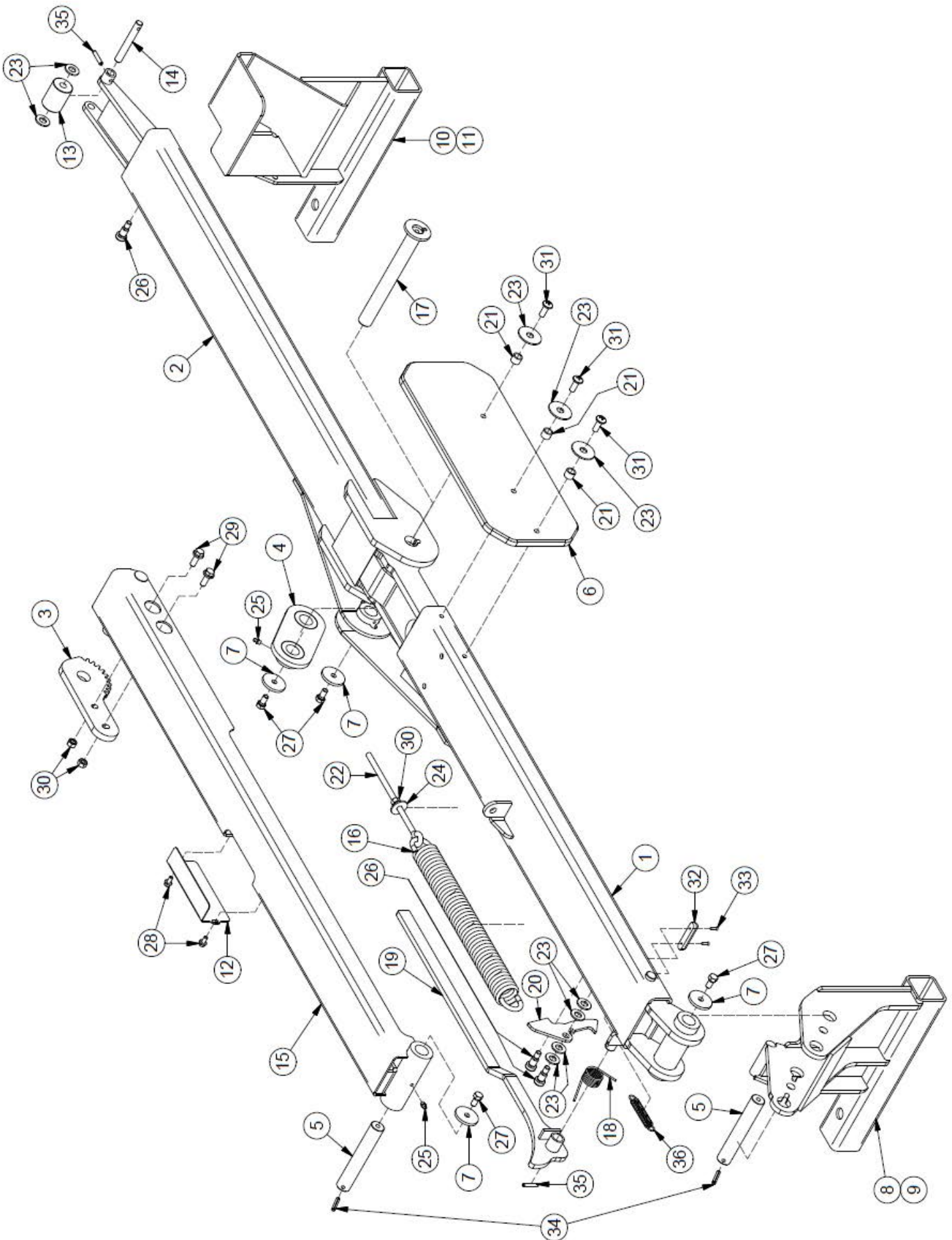
ITEM	QTY	PARTNUMBER	DESCRIPTION	NOTE
1	4	30862	Grommet for Night Lights	
2	1	43950	TLNWLK Twin Harness	Inc Lights
3	1	43951	TLNWLK Single Harness	Inc Light
4	3	CB 3/8-16 X1 Z5	Carriage Bolt - 3/8-16 x 1" Grade 5 Zinc	
5	4	HB 3/8-16X1 Z5	Hex Bolt 3/8-16x1 Grade 5 Zinc Plated Hex Cap Screw	
6	3	HB 3/8-24X2.5 Z5	Hex Bolt 3/8-24x2 1/2 Grade 5 Zinc Plated Hex Cap Screw	
7	3	HN 3/8	Hex Nut 3/8"-16 Grade 5 Zinc Plated Finished	
8	3	HN 3/8 JAM	Hex Nut - 3/8-24 Zinc Plated Hex Jam Nut	
9	4	LN 3/8 N	LN 3/8-16 Zinc Plated Nylon Insert Lock Nut	
10	6	LW 3/8	LW - 3/8" Zinc Plated Medium Split	
11	2	TL5X2-100-201	Light Bracket	

## TLRSSKX2HD(E) - Remote Control Kits



ITEM	QTY	PART NUMBER	DESCRIPTION	NOTE
1	1	TLRSSKX2HD	Remote Steering & Shutdown Kit X2 Series	Items 4-5
2	1	TLRSSKX2HDE	Remote Steering & Shutdown Kit X2 Series (Includes Engine Start)	Items 3-5
3	1	31727	Remote Start Stop Kit Wiring Harness for Balewrapper	
4	1	TLHHCX2HD	Hand Held Remote (Orange)	
5	1	TLR SSKX2HDL	Receiver Unit	

# TLMPO-6000 - Bale Dispatch Arm

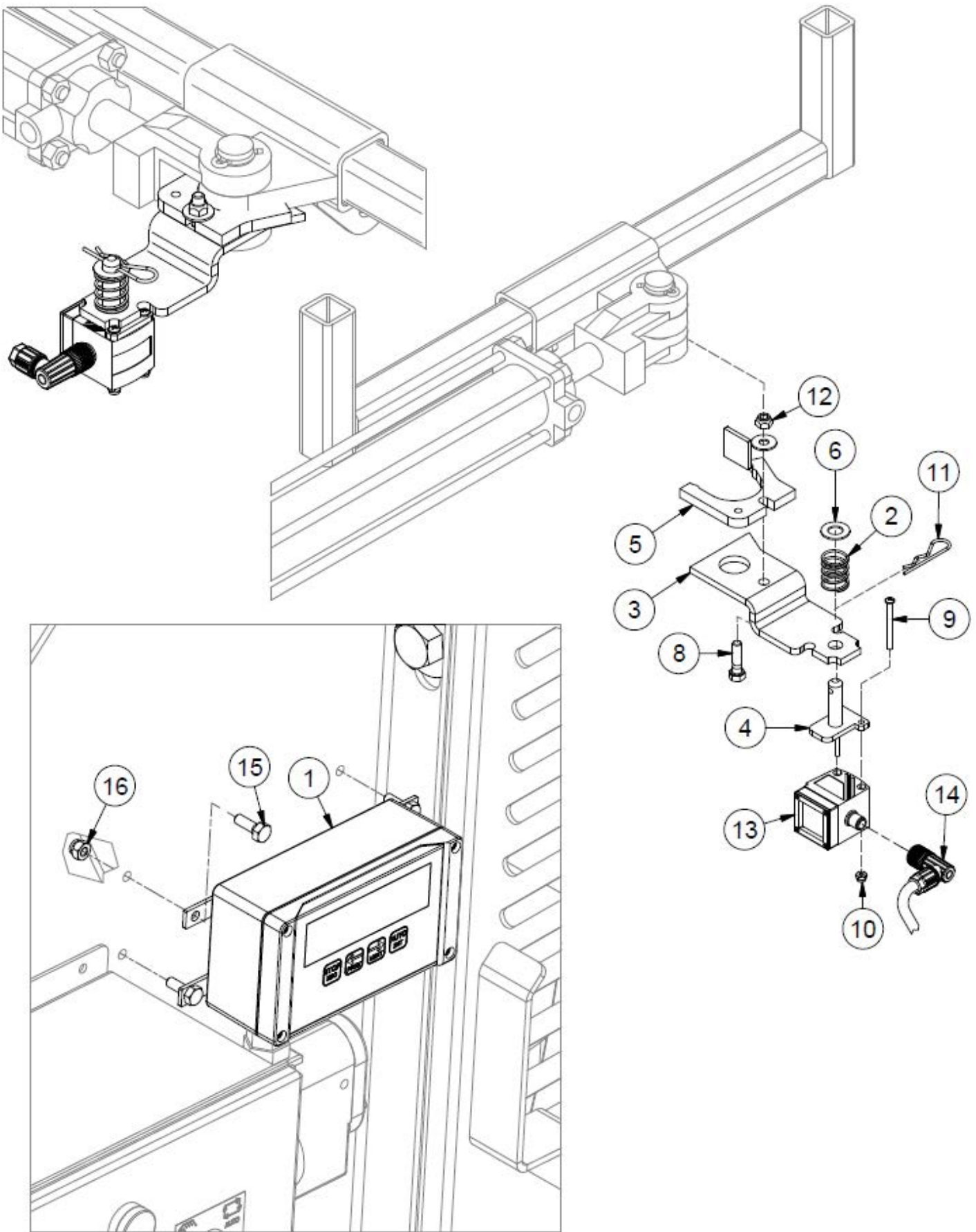


## TLMPO-6000 - Bale Dispatch Arm

ITEM	QTY	PART NUMBER	DESCRIPTION
1	1	31186	Folding Pushoff Left Arm
2	1	31188	Folding Pushoff Right Arm
3	1	31192	Top Pushoff Arm Sprocket
4	1	31300	Folding Pushoff Arm Link
5	2	31301	Pushoff Pin
6	1	31302	Rubber Pushoff Pin
7	4	31303	Pin Endcap
8	1	41320	Folding Pushoff Left Base
9	1	41323	Folding Pushoff Right Base
10	1	31367	Spring Tension Access Cover
11	1	31369	Last Pushoff Roller
12	1	31385	Pushoff Roller Pivot Pin
13	1	31388	Folding Pushoff Guide Arm
14	1	31535	Pushoff
15	1	33231	Folding Pushoff Handle
16	1	36690	Folding Pushoff Latch
17	3	36942	Rubber Plate Spacer
18	1	PP-00685	Rubber Stop
19	2	PP-00686	Wood Screw, #6 x 5/8"
20	1	31395	Tension Spring
21	1	EB3/8-16X6.0	Eye Bolt - 3/8-16 x 6" Shank Zinc Plated Turned
22	1	TL550-100-069	Throttle Spring
23	1	33230	Torsion Spring
24	6	FW 1/2	Flatwasher - 1/2" Zinc Plated USS (1096)
25	3	FWSAE 1/2	Flatwasher, 1/2" Zinc Plated SAE
26	1	FW 3/8	Flatwasher Plated, 3/8" Zinc Plated USS (2984)
27	3	HB 1/2X 5/8 SS	Shoulder Bolt - 1/2" Shldr x 5/8" x 3/8-16
28	4	HB 3/8-16X 3/4 Z5	Hex Bolt - 3/8-16 x 3/4" Grade 5 Zinc Plated Hex Cap Screw NC
29	4	HN 3/8	Hex Nut 3/8"-16 Grade 5 Zinc Plated Finished NC
30	3	MS 3/8X1	Machine Screw Slot Head -Slot Truss Head
31	2	RP 14X112	Pin - Roll Pin 1/4 x 1 1/2
32	2	RP 1/4X1.1/4	Pin - Roll Pin 1/4 x 1 1/4
33	2	HBC14X12	Hex Bolt 1/4-20 x 1/2 Grade 8.2 Zinc Flange Bolt SAE
34	2	HBC38X1	Hex Bolt Cerrated
35	7	GR 1/4 X 28	Grease Fitting 1/4-28 Strght-Standrd Zerk



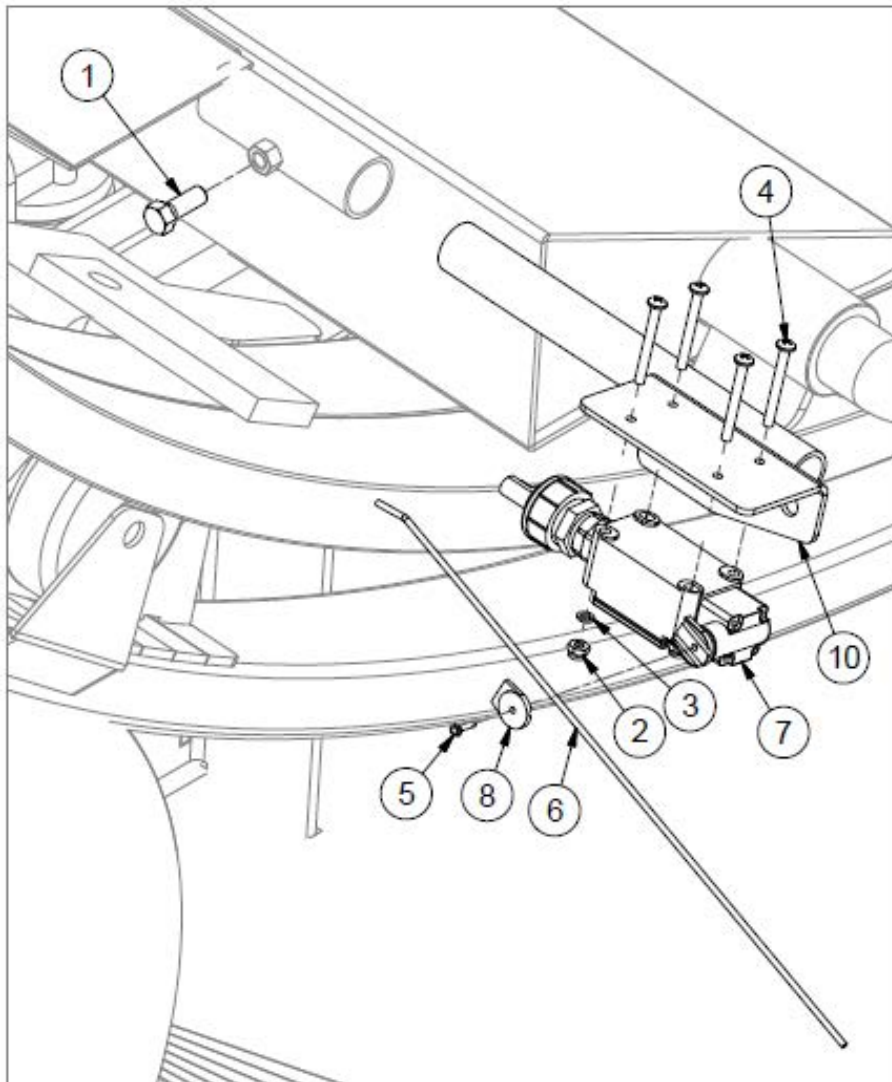
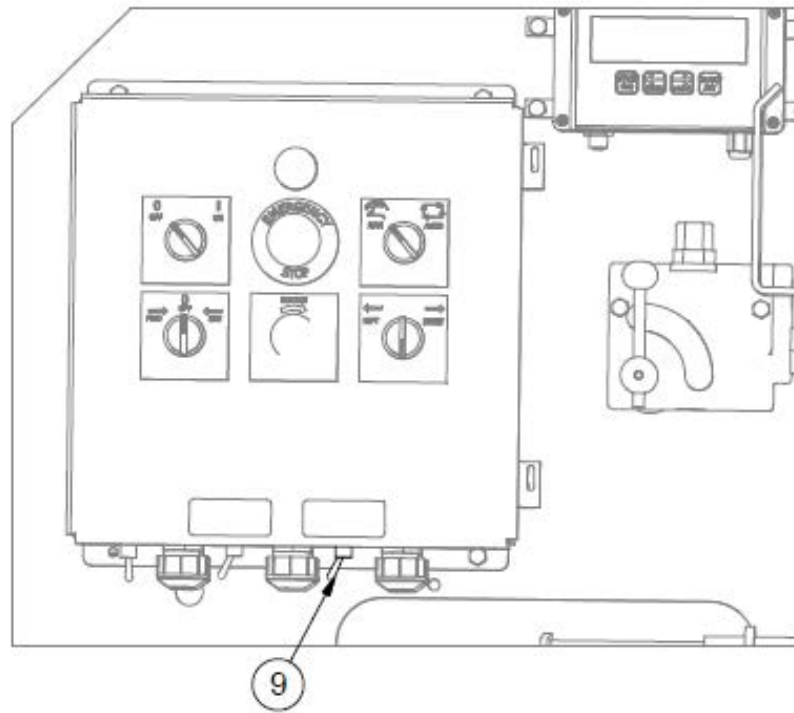
# TLGS - Laser Guidance System



## TLGs - Laser Guidance System

ITEM	QTY	PART NUMBER	DESCRIPTION
1	1	31380	Guidance System Controller
2	1	27566	Spring Compression .97 OD x 2.0 Long
3	1	39367	Laser Pin Bracket
4	1	39372	Pivot Bracket
5	1	40846	Stiffener Plate
6	1	FW 1/2	Flatwasher - 1/2" Zinc Plated USS (1096)
7	1	FW 5/16	Flatwasher - 5/16" Zinc Plated USS (3840)
8	1	HB 5/16-18X1.1/4 Z5	Hex Bolt - 5/16"-18 x 1 1/4" Grade 5 Zinc Plated Hex Cap Screw
9	2	HB 8-32X32 Z5	Hex Bolt - #8-32 x 2 Zinc Finish Flat Socket Cap Screw
10	2	HN 8	Hex Nut #8-32 Zinc
11	1	HP .125 X 1.5	Hair Pin
12	1	LN 5/16	Center Locknuts
13	1	39387	Wrapper Guiding System Sensor
14	1	40521	Laser Guidance System Power Cable
15	4	HB 1/4-20X0.75 Z5	Hex Bolt 1/4-20x3/4 Grade 5 Zinc Plated Hex Cap Screw
16	4	LN 1/4 N	LN 1/4-20 Zinc Plated Nylon Insert Lock Nut

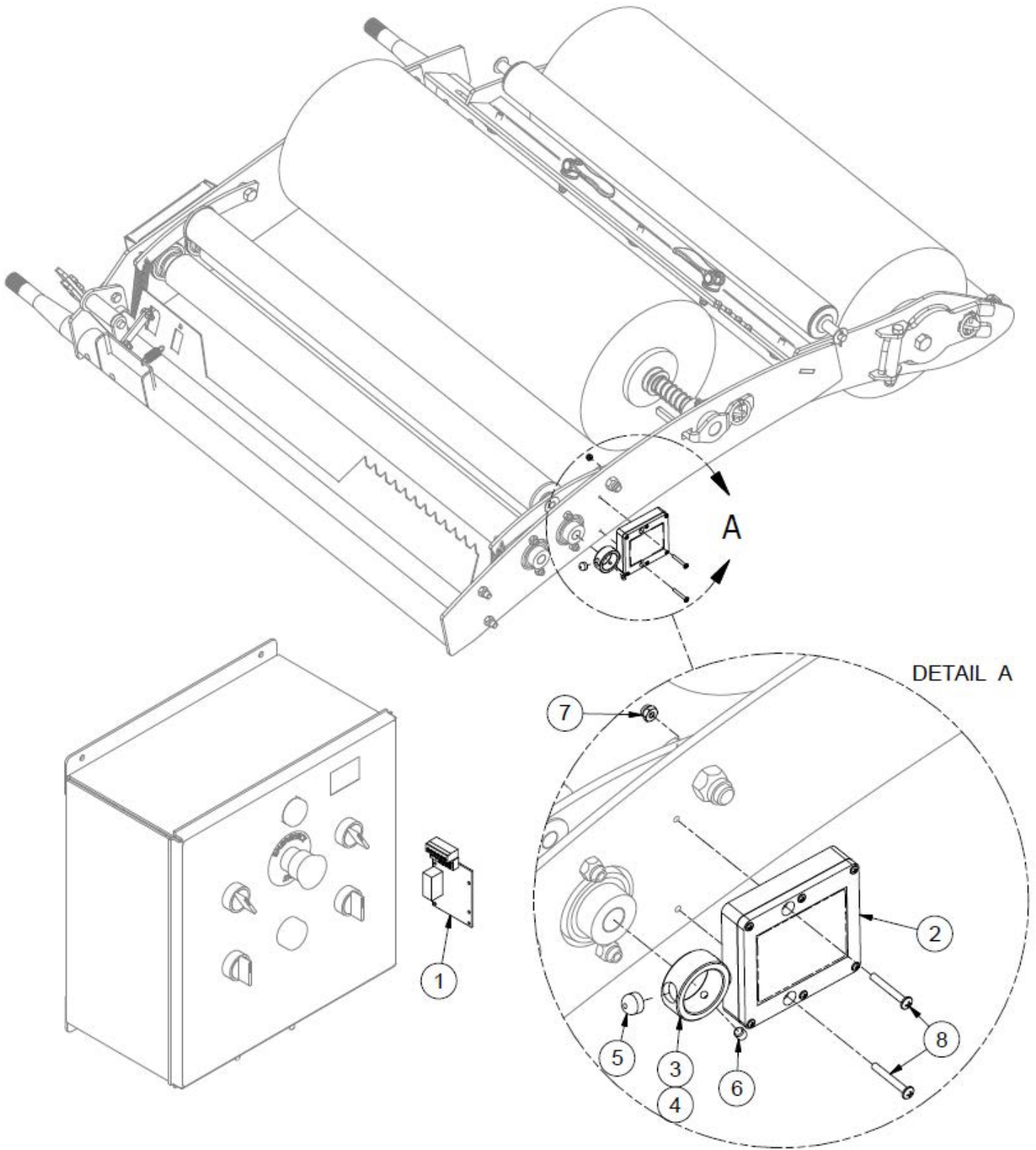
## TLPSSK - Plastic Sensor Shutdown Kit



## TLPSSK - Plastic Sensor Shutdown Kit

ITEM	QTY	PART NUMBER	DESCRIPTION
1	1	HB 3/8-16X1 Z5	Hex Bolt 3/8-16x1 Grade 5 Zinc Plated Hex Cap Screw
2	4	LN #10 F	Center Locknuts (3/16-32) 2-Way Fine Thread
3	4	LW No.10	LW - 3/16" Zinc Plated Medium Split
4	4	MS #10X32X1.75	Machine Screw - (Inch)
5	1	MS 4 X 0.5 SDS	Machine Screw - 1/8 x 1/2 Hex Washer Head Self Drilling Screw Zinc
6	1	30895	Film Sensor Wire
7	1	TL109-100-348	Film Sensor Limit Switch
8	1	TL550-100-082	Wire Arm Clamp
9	1	TL550-200-235	Toggle Switch
10	1	TLFSB2007	Film Sensor Mounting Bracket

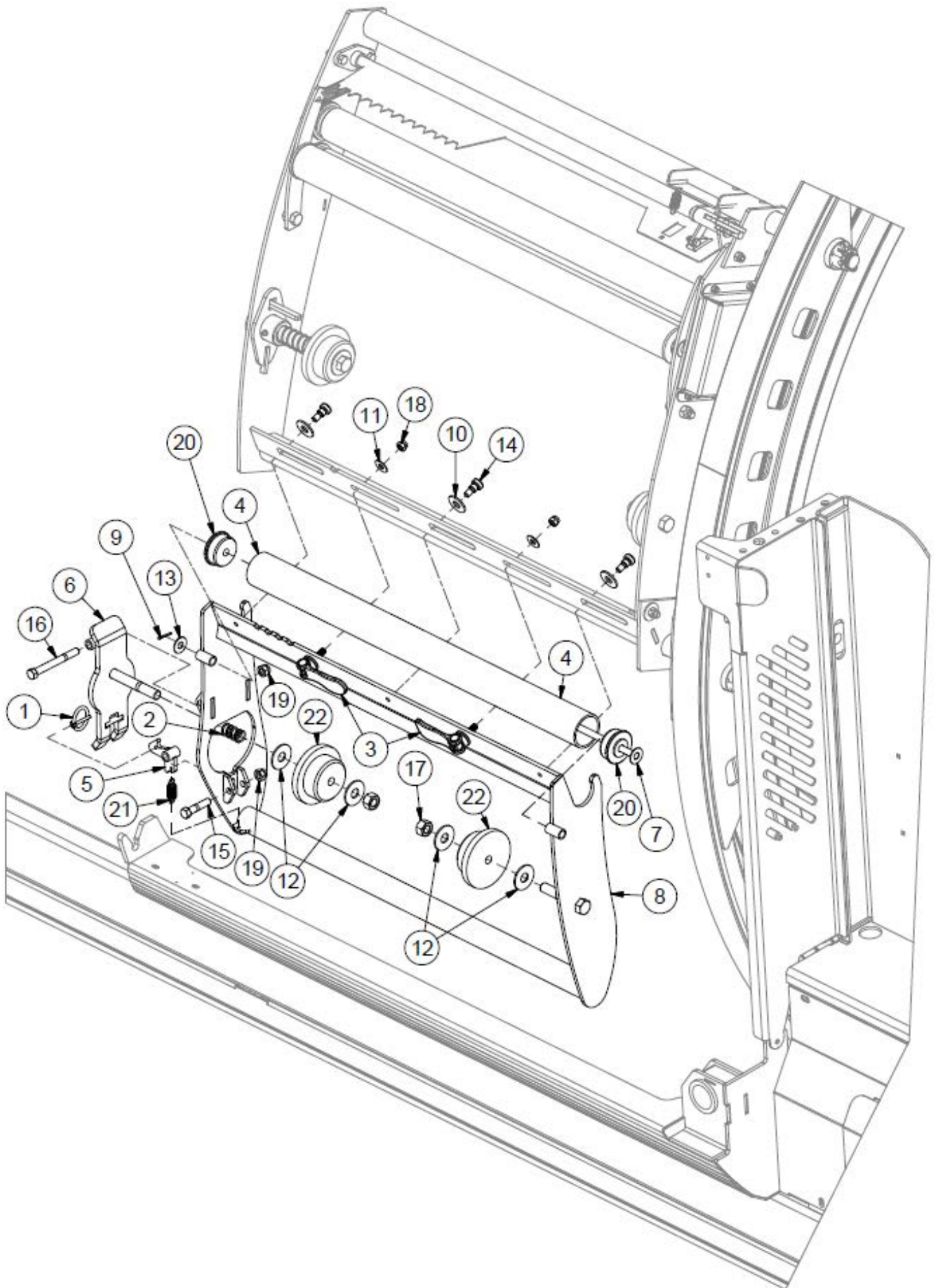
# TLPSSKW - Plastic Sensor Shutdown Kit



## TLPSSKW - Plastic Sensor Shutdown Kit

ITEM	QTY	PART NUMBER	DESCRIPTION	NOTE
1	1	41969	Film Sensor Reciever Board	
2	2	41970	Film Sensor Transmitter Board	
3	2	42697	Film Sensor Bushing Assembly	Inc Items 4 - 6
4	2	42698	Film Sensor Bushing	
5	4	42699	1/2" Rare Earth Magnet	
6	2	SS 14X14	Allan Head Set Screw, Cup Point Set Screw 1/4-20 x 1/4	
7	2	LN #8 N	LN 3/16-32 Zinc Plated Nylon Insert Lock Nut	
8	2	MS #8X32X1.25	Machine Screw - (Inch)	

# TLTWK - Twin Wrap Kit



## TLTWK - Twin Wrap Kit

ITEM	QTY	PART NUMBER	DESCRIPTION	NOTE
	1	TLTWKOFF	Complete Offset Twin Wrap Kit	Inc. 2 of 44277
	2	44277	Offset Twin Wrap Assembly	Items 1-22 (Qty for 1 side only)
1	1	25680	Lynch Pin 3/16 X 1.5	
2	1	41916	Twin Wrap Spring	
3	2	41927	Cam Handle	
4	1	44279	Plastic Roller	
5	1	44280	Latch Hook	
6	1	44281	Spool Latch	
7	1	44282	Twin Wrap Roller Pin	
8	1	44283	Twin Wrap Frame	
9	1	CP 18X1	Pin, Cotter - 1/8" X 1.0"	
10	3	FW 1/2	Flatwasher - 1/2" Zinc Plated USS	
11	2	FW 3/8	Flatwasher - 3/8" Zinc Plated USS	
12	4	FW 5/8	Flatwasher - 5/8" Zinc Plated USS	
13	1	FW 7/16	Flatwasher - 7/16" Zinc Plated USS	
14	3	HB 1/2X3/8 SS	Socket Head Shoulder Screws - 1/2 Shldr x 3/8 x 3/8-16	
15	1	HB 7/16-14X2 Z5	Hex Bolt 7/16-14x2 Grade 5 Zinc Plated Hex Cap Screw	
16	1	HB 7/16-14X4 Z5	Hex Bolt 7/16-14x4 Grade 5 Zinc Plated Hex Cap Screw	
17	2	HN 5/8	Hex Nut 5/8"-11 Grade 5 Zinc Plated Finished	
18	2	LN 3/8 N	LN 3/8-16 Zinc Plated Nylon Insert Lock Nut	
19	2	LN 7/16 N	LN 7/16-14 Zinc Plated Nylon Insert Lock Nut	
20	2	TL500-100-021	Plastic Roller Cap	
21	1	TL500-100-062	Trigger Spring	
22	2	TL550-200-012	Plastic Wrap Spool	



# Section 7: Decals

## Safety Decal Locations

NOTE: Decals not to scale.














## Safety Decal List

ITEM	QTY	PART NUMBER	DESCRIPTION
1	4	DE23836	Moving Part Hazard Text Decal
2	1	DE23839	Read Owners Manual Decal Caution
3	2	DE23846	Warning Moving Part Hazard (Rollers)
4	1	DE23847	High Pressure Fluid Warning Decal
5	1	DE23939	Important - Before Opening Safety Door Turn Control Off
6	1	DE23940	Tail Brake Decal
7	1	DE23941	Canada/USA Patent Decal
8	1	DE23942	Warning - Max. Transport Speed Decal
9	1	DE23954	Film Sensor Installation Decal
10	1	DE23955	Night Light Decal
11	1	DE23959	Bale Settings Correct and Incorrect
12	1	DE23972	Saddle Number RH Side Adjustment TL6500
13	1	DE23973	Saddle Number LH Side Adjustment TL6500
14	2	DE23974	Wrap Instruction Decal
15	2	DE23978	Danger Decal (Stand Clear to Prevent Crushing)
16	1	DE23988	Danger Decal- Turn Machine Off
17	2	DE28705	Tubeline Decal 2.0" x 8.3 "
18	2	DE28709	Tubeline Decal 4.50 x 20.00"
19	2	DE28721	Tubeline Decal 3" x 12.50"
20	3	DE28726	TL6500 3.0 x 14.0 Decal
21	1	DE30879	Remote Control Enclosed Decal
22	1	DE30880	Charging Terminal Decal
23	1	DE30881	Tape Holder Decal
24	1	DE37509	Decal for Film Snap
25	1	DE45925	Decal - Small SIS 30kmh
26	1	DE45926	Decal - Large SIS 30kph
27	1	DE45927	Decal - Small SIS 20mph
28	1	DE45928	Decal - Large SIS 20mph
29	6	DEAMBERSTRIP	Amber Reflective Strip Decal
30	1	DECANADA	Decal Made In Canada
31	2	DEREDSTRIP	Red Reflective Strip Decal

# Imperial Torque Value Chart

## UNIFIED INCH BOLT AND CAP SCREW TORQUE VALUES

SAE Grade and Head Markings	1 or 2 <sup>b</sup>	5	5.1	5.2	8	8.2
	NO MARK 					
SAE Grade and Nut Markings	2	5		8		
	NO MARK 					

T81162 -19-03M4109

Size	Grade 1				Grade 2 <sup>b</sup>				Grade 5, 5.1, or 5.2				Grade 8 or 8.2			
	Lubricated <sup>a</sup>		Dry <sup>a</sup>		Lubricated <sup>a</sup>		Dry <sup>a</sup>		Lubricated <sup>a</sup>		Dry <sup>a</sup>		Lubricated <sup>a</sup>		Dry <sup>a</sup>	
	N-m	lb-ft	N-m	lb-ft	N-m	lb-ft	N-m	lb-ft	N-m	lb-ft	N-m	lb-ft	N-m	lb-ft	N-m	lb-ft
1/4	3.7	2.8	4.7	3.5	6	4.5	7.5	5.5	9.5	7	12	9	13.5	10	17	12.5
5/16	7.7	5.5	10	7	12	9	15	11	20	15	25	18	28	21	35	26
3/8	14	10	17	13	22	16	27	20	35	26	44	33	50	36	63	46
7/16	22	16	28	20	35	26	44	32	55	41	70	52	80	58	100	75
1/2	33	25	42	31	53	39	67	50	85	63	110	80	120	90	150	115
9/16	48	36	60	45	75	56	95	70	125	90	155	115	175	130	225	160
5/8	67	50	85	62	105	78	135	100	170	125	215	160	240	175	300	225
3/4	120	87	150	110	190	140	240	175	300	225	375	280	425	310	550	400
7/8	190	140	240	175	190	140	240	175	490	360	625	450	700	500	875	650
1	290	210	360	270	290	210	360	270	725	540	925	675	1050	750	1300	975
1-1/8	400	300	510	375	400	300	510	375	900	675	1150	850	1450	1075	1850	1350
1-1/4	570	425	725	530	570	425	725	530	1300	950	1650	1200	2050	1500	2600	1950
1-3/8	750	550	950	700	750	550	950	700	1700	1250	2150	1550	2700	2000	3400	2550
1-1/2	1000	725	1250	925	990	725	1250	930	2250	1650	2850	2100	3600	2650	4550	3350

DO NOT use these values if a different torque value or tightening procedure is given for a specific application. Torque values listed are for general use only. Check tightness of fasteners periodically.

Shear bolts are designed to fail under predetermined loads. Always replace shear bolts with identical grade.

<sup>a</sup> "Lubricated" means coated with a lubricant such as engine oil, or fasteners with phosphate and oil coatings. "Dry" means plain or zinc plated without any lubrication.

<sup>b</sup> Grade 2 applies for hex cap screws (not hex bolts) up to 152 mm (6-in.) long. Grade 1 applies for hex cap screws over 152 mm (6-in.) long, and for all other types of bolts and screws of any length.

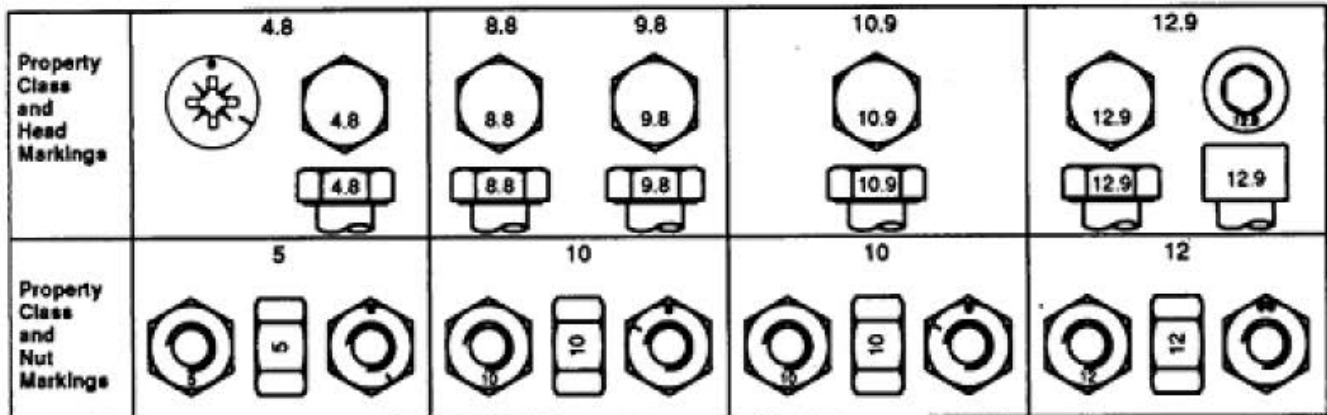
Fasteners should be replaced with the same or higher grade. If higher grade fasteners are used, these should only be tightened to the strength of the original.

Make sure fasteners threads are clean and that you properly start thread engagement. This will prevent them from failing when tightening.

Tighten plastic insert or crimped steel-type lock nuts to approximately 50 percent of the dry torque shown in the chart, applied to the nut, not to the bolt head. Tighten toothed or serrated-type lock nuts to the full torque value.

# Metric Torque Value Chart

## METRIC BOLT AND CAP SCREW TORQUE VALUES



Size	Class 4.8				Class 8.8 or 9.8				Class 10.9				Class 12.9			
	Lubricated <sup>a</sup>		Dry <sup>a</sup>		Lubricated <sup>a</sup>		Dry <sup>a</sup>		Lubricated <sup>a</sup>		Dry <sup>a</sup>		Lubricated <sup>a</sup>		Dry <sup>a</sup>	
	N-m	lb-ft	N-m	lb-ft	N-m	lb-ft	N-m	lb-ft	N-m	lb-ft	N-m	lb-ft	N-m	lb-ft	N-m	lb-ft
M6	4.8	3.5	6	4.5	9	6.5	11	8.5	13	9.5	17	12	15	11.5	19	14.5
M8	12	8.5	15	11	22	16	28	20	32	24	40	30	37	28	47	35
M10	23	17	29	21	43	32	55	40	63	47	80	60	75	55	95	70
M12	40	29	50	37	75	55	95	70	110	80	140	105	130	95	165	120
M14	63	47	80	60	120	88	150	110	175	130	225	165	205	150	260	190
M16	100	73	125	92	190	140	240	175	275	200	350	255	320	240	400	300
M18	135	100	175	125	260	195	330	250	375	275	475	350	440	325	560	410
M20	190	140	240	180	375	275	475	350	530	400	675	500	625	460	800	580
M22	260	190	330	250	510	375	650	475	725	540	925	675	850	625	1075	800
M24	330	250	425	310	650	475	825	600	925	675	1150	850	1075	800	1350	1000
M27	490	360	625	450	950	700	1200	875	1350	1000	1700	1250	1600	1150	2000	1500
M30	675	490	850	625	1300	950	1650	1200	1850	1350	2300	1700	2150	1600	2700	2000
M33	900	675	1150	850	1750	1300	2200	1650	2500	1850	3150	2350	2900	2150	3700	2750
M36	1150	850	1450	1075	2250	1650	2850	2100	3200	2350	4050	3000	3750	2750	4750	3500

DO NOT use these values if a different torque value or tightening procedure is given for a specific application. Torque values listed are for general use only. Check tightness of fasteners periodically.

Shear bolts are designed to fail under predetermined loads. Always replace shear bolts with identical property class.

Fasteners should be replaced with the same or higher property class. If higher property class fasteners are used, these should only be tightened to the strength of the original.

<sup>a</sup> "Lubricated" means coated with a lubricant such as engine oil, or fasteners with phosphate and oil coatings. "Dry" means plain or zinc plated without any lubrication.

Make sure fasteners threads are clean and that you properly start thread engagement. This will prevent them from failing when tightening.

Tighten plastic insert or crimped steel-type lock nuts to approximately 50 percent of the dry torque shown in the chart, applied to the nut, not to the bolt head. Tighten toothed or serrated-type lock nuts to the full torque value.

# Index

20hp Throttle Linkage . . . . .	.3-4
36048 - Complete Ram . . . . .	1-20
Bale Saddles . . . . .	1-22
Battery . . . . .	.5-3
Control Panel . . . . .	.5-1
Cylinder Supports . . . . .	1-16
Cylinder Supports . . . . .	.2-4
Fenders. . . . .	1-14
Front Corners . . . . .	1-18
Front Pushoff . . . . .	.2-5
Hoop . . . . .	.1-2
Hoop Braces . . . . .	.2-3
Hoop Drive. . . . .	.1-8
Hoop Posts . . . . .	.2-2
Hydraulic Layout - 20hp Front Circuits . . . . .	.4-2
Hydraulic Layout - 20hp Rear Circuits . . . . .	.4-4
Hydraulic Manifold . . . . .	.4-7
Hydraulic Oil Tank . . . . .	.4-6
Imperial Torque Value Chart . . . . .	.8-1
Inline Wrapper 3 Year Limited Warranty Statement ( <i>Excludes Individual Wrapper</i> ) . . . . .	//
Left Safety Guard. . . . .	1-12
Manuals . . . . .	. I
Metric Torque Value Chart . . . . .	.9-1
Part Orders . . . . .	. I
Parts Manual . . . . .	. I
Parts Manual Usage . . . . .	. I
Plastic Film Carrier . . . . .	.1-4
Power Drive Brackets . . . . .	.6-3
Ram . . . . .	.2-6
Rear Corners . . . . .	1-26
Right Safety Guard . . . . .	1-10
Roller Bed & Brake . . . . .	1-28
Running Lights . . . . .	.5-4
Safety Decal List . . . . .	.7-2
Safety Decal Locations . . . . .	.7-1
Section 1: Basic Parts - After S/N 146501 . . . . .	.1-1
Section 2: Basic Parts - Prior to S/N 146501 . . . . .	.2-1
Section 3: Engines . . . . .	.3-1
Section 4: Hydraulics . . . . .	.4-1
Section 5: Electrical . . . . .	.5-1
Section 6: Options . . . . .	.6-1
Section 7: Decals. . . . .	.7-1
Serial Number. . . . .	. I
Side Rails . . . . .	1-24

Side Rails . . . . .	.2-7
Steering. . . . .	1-32
Tail . . . . .	1-30
Tail . . . . .	.2-8
TL20HP - 20hp Honda . . . . .	.3-2
TLFS - Film Snap. . . . .	.1-6
TLGR - Guide Rollers . . . . .	.6-5
TLGS - Laser Guidance System . . . . .	6-11
TLHPDD6500 - Dual Power Drive . . . . .	.6-1
TLMPO-6000 - Bale Dispatch Arm . . . . .	.6-9
TLNWLK - Halogen Night Light Kit . . . . .	.6-7
TLNWLKLED - LED Night Light Kit . . . . .	.6-6
TLPSSK - Plastic Sensor Shutdown Kit . . . . .	6-13
TLPSSKW - Plastic Sensor Shutdown Kit . . . . .	6-15
TLRSSKX2HD(E) - Remote Control Kits . . . . .	.6-8
TLTWK - Twin Wrap Kit . . . . .	6-17



**WARNING**

The engine exhaust from this product contains chemicals known in the state of California to cause cancer, birth defects, or other reproductive harm.

**TUBE•LINE™**